WORKSHOP AGENDA

Board of Mayor and Aldermen
May 29, 2025 @ 5:30 PM
For the June 3, 2025 Regular Meeting @ 6:00 PM

- Call meeting to order.
- Determine quorum.
- Prayer by Vice-Mayor Noe.
- Pledge of Allegiance by Alderman Haas.

ORDER OF BUSINESS

1. Approve Minutes: May 1, 2025 Workshop, and May 6, 2025 Regular Meeting.

2. Public Comment Period.

3. Department Reports:
   A. Police Department
   B. Fire Department
   C. Parks & Recreation Department
   D. Library
   E. Finance Department
   F. Water Treatment Plant

OLD BUSINESS

4. Second Reading - **Ordinance #2025-14** - An Ordinance of the City of La Vergne, Tennessee, Adopting the Annual Budget and Tax Rate for the Fiscal Year Beginning July 1, 2025 through June 30, 2026. (A public hearing will be held on Tuesday, June 3, 2025 at 5:45 p.m.)

CONSENT AGENDA (All items under the Consent Agenda are deemed to be non-controversial and routine in nature by the governing body. They will be approved by one motion of the governing body. The items on the Consent Agenda will not be discussed.)

5. Consent Agenda Items:
   A. Approve a Water Line Easement with HighPointe 24 Phase II, LLC.
   B. Approve Public Entity Partners (PEP) Insurance Renewal for FY 2025-2026.
   C. Approve Annual Contract with TDOT for the Maintenance of Murfreesboro Road.
   D. Approve Renewal of Service Agreement with Motorola Solutions for City Radio Equipment.
   E. Approve Amendment #1 to the Contract with Solomon Builders, Inc., for the Construction and Development of Brookside Park.

F. Approve Contract with the Regional Transportation Authority for the Provision of Commuter Bus Service and Membership Dues for Fiscal Year 2025-2026.

G. Approve Amendment #3 for Grant Contract #77833-150, with the State of Tennessee Department of Commerce and Insurance for the Police Department Recruitment and Retention Grant.

H. Approve Two Statements of Work with CivicPlus for City Website Improvements.

NEW BUSINESS

6. First Reading - **Ordinance #2025-15** - An Ordinance to Amend the City of La Vergne Zoning Ordinance by Changing the Official Zoning Map for Tax Map 32, Parcels 3.04 and 3.05 and Tax Map 29, Parcels 41.01 and 41.02. Property Consists of Approximately 76.55 Acres. Property Located on or near Waldron Road and Blair Road. Current Zoning: R-1 (Low Density Residential) Zoning District; Proposed Zoning: PDR (Planned Density Residential) Zoning District with a Base Zone of R-3 (High Density Residential). (A public hearing will be held on Tuesday, June 3, 2025 at 5:45 p.m.)

7. **Resolution #2025-13** - A Resolution of the City of La Vergne Board of Mayor and Aldermen to Declare Property Owned by the City to be Surplus to the City's Needs and Directing Disposal of the Same.

8. Appoint or Remove Board / Committee Members:

   A. Beautification and Arts Advisory Committee. (One term is vacant.)

MAYOR / ALDERMEN COMMENTS

ADJOURN

MINUTES OF THE REGULAR WORKSHOP OF THE BOARD OF MAYOR AND ALDERMEN OF THE CITY OF LA VERGNE, TENNESSEE HELD ON MAY 1, 2025, AT LA VERGNE CITY HALL, LA VERGNE, TENNESSEE.

CALL TO ORDER

The May 1, 2025 regular workshop of the Board of Mayor and Aldermen of the City of La Vergne, Tennessee was called to order at 5:30 p.m. at La Vergne City Hall by Mayor Jason Cole.

BOARD MEMBERS PRESENT

Members present: Mayor Jason Cole, Vice-Mayor Steve Noe, Alderman Kara Hobbs, Alderman Carol Haas, and Alderman Graeme Coates.

Mayor Cole stated that he would lead the prayer, and that Vice-Mayor Noe would lead the Pledge of Allegiance at the Regular Meeting on May 6, 2025.

ORDER OF BUSINESS

1. **Approve Minutes: March 27, 2025 Workshop, April 1, 2025 Public Hearing, April 1, 2025 Regular Meeting, April 3, 2025 Budget Workshop, April 8, 2025 Budget Workshop, April 14, 2025 Budget Workshop, and April 22, 2025 Budget Workshop.**

Mayor Cole stated that we would vote on this at the Tuesday night meeting.

2. **Presentations:**
   A. **Letters of Commendation - Police Department.** Mayor Cole stated that the Letters of Commendation would be given at the meeting on May 6, 2025.

3. **Public Comment Period.**

No one spoke.

4. **Department Reports:**
   A. **Police Department**
   B. **Fire Department**
   C. **Parks & Recreation Department**
   D. **Library**
   E. **Finance Department**
   F. **Water Treatment Plant**

Mayor Cole explained that reports would be given at the meeting on May 6, 2025. No action was taken.

OLD BUSINESS

5. Second Reading - Ordinance #2025-10 - An Ordinance to Amend Article IV, Section 4.010 of the La Vergne Zoning Ordinance Regarding Off-Street Parking Requirements. (Received a favorable recommendation from the Planning Commission on February 25, 2025. A public hearing was held on April 1, 2025.)

Mayor Cole explained the ordinance.

No action was taken.

6. Second Reading - Ordinance #2025-11 - An Ordinance to Amend the Fiscal Year 2024-2025 State Street Aid Fund Budget.

Mayor Cole explained the ordinance.

No action was taken.

7. Second Reading - Ordinance #2025-12 - An Ordinance to Amend Title 11, Chapter 6 of the La Vergne Municipal Code by Adding a New Section 11-604 Entitled "Wearing Masks or Facial Coverings."

Mayor Cole explained the ordinance.

No action was taken.

8. Second Reading - Ordinance #2025-13 - An Ordinance to Amend the Fiscal Year 2024-2025 General Fund Budget.

Mayor Cole explained the ordinance.

No action was taken.

CONSENT AGENDA

9. Consent Agenda Items:

A. Approve or Reject City Bids and Purchases:

1. **Bid - Sewer Pump Station Solids Removal and Disposal.**
2. **Bid - Guardrail Repair and Replacement.**
3. **Bid - Pest Control Services.**
4. **HGAC Contract Purchase - Fire Department Personal Protective Equipment.**
5. **Sourcewell Contract Purchase - Mower for Maintenance Department.**
6. **GSA Contract Purchase - Copy Machine Leases for Multiple Departments.**
7. **Approve Purchase - New Sign Machine and Equipment for the Street**

Department.

8. **Approve Purchase - Fabrication Services for the Fire Department Training Site.**
9. **Amended Emergency Purchase - Change Orders #1 and #2 for Fire System Replacement at the Library.**
10. **Emergency Purchase - Street Paving on Harmony Lane Due to Water Line Break.**

B. **Approve Facility Use Permit with the YMCA for a Youth Soccer Program.**
C. **Approve Annual User Agreement with Rutherford County Crimson Tide Youth Football and Cheerleading League.**
D. **Approve Interlocal Cooperation and Mutual Aid Agreement for the Combined Swift Water and Urban Search and Rescue Taskforce with the City of Murfreesboro and Rutherford County.**
E. **Approve Amendment #1 to the Professional Services Agreement with Lambe + Associates, LLC for Programming of Future Expansion Space in the Public Works and Community Development Services Facility.**
F. **Approve Professional Services Agreement with Wold Architects and Engineers for the Design of Renovations for Fire Station #43.**
G. **Approve Engagement Agreement with Farrar, Bates, Berexa.**
H. **Approve Engagement Agreement with Farrar, Bates, Berexa.**
I. **Approve Engagement Agreement with Howell & Fischer, PLLC.**
J. **Approve a Contract to Audit Accounts from Blankenship CPA Group, PLLC for Fiscal Year 2024-2025.**

Mayor Cole explained each item.

Parks and Recreation Director David McGowan approached the podium and spoke about item B and the youth soccer program. A discussion ensued. Vice-Mayor Noe asked Legal if they approved. City Attorney Evan Cope stated that it was a good agreement.

City Engineer Gary Lide spoke about item E and the future expansion of the new Public Works and Community Development Services Facility.

No action was taken.

NEW BUSINESS

10. **First Reading - Ordinance #2025-14 - An Ordinance of the City of La Vergne, Tennessee, Adopting the Annual Budget and Tax Rate for the Fiscal Year Beginning July 1, 2025 through June 30, 2026.**

Mayor Cole explained the ordinance.

Mayor Cole spoke about adding a new position to the Finance Department. Alderman Hobbs asked about the bond amount needed. City Administrator Bruce Richardson explained.

Alderman Hobbs made comments about the Police Department and the street projects. Vice-Mayor Noe spoke about the needs for the Police Department, city staff, and the City Hall building. A discussion ensued. Chief Moews made comments about the needs for evidence storage. Alderman Coates asked if evidence could be moved to the City Hall.

A discussion ensued.

Assistant City Administrator Kyle Brown explained the use of funds for the existing bond. Mr. Richardson stated that the city is carrying over existing funds from the current fiscal year into the new fiscal year.

No action was taken.

11. Resolution #2025-08 - A Resolution to Write Off Water Department Bad Debts.

Mayor Cole explained the resolution. Vice-Mayor Noe asked about the item.

No action was taken.

12. Resolution #2025-09 - A Resolution to Accept Portico Place, Section 2, Phase 2 and Resubdivision of Common Areas A & B of Section 2, Phase 1. (Received a favorable recommendation from the Planning Commission on March 25, 2025.)

Mayor Cole explained the resolution.

No action was taken.

13. Resolution #2025-10 - A Resolution to Amend the Employee Handbook.

Mayor Cole explained the resolution.

Human Resource Director Andrew Patton explained the new changes in the employee handbook.

No action was taken.

14. Resolution #2025-11 - A Resolution of the City of La Vergne Board of Mayor and Aldermen to Declare Property Owned by the City to be Surplus to the City's Needs and Directing Disposal of the Same.

Mayor Cole explained the resolution.

No action was taken.

15. Resolution #2025-12 - A Resolution to Write Off Uncollectible Property Tax Accounts.

Mayor Cole explained the resolution.

No action was taken.

16. Appoint or Remove Board / Committee Members:
A. Beautification and Arts Advisory Committee. (Two terms expire 4/30/25.)

Mayor Cole spoke about the committee and explained the terms.

No action was taken.

MAYOR / ALDERMEN COMMENTS

Vice-Mayor Noe asked everyone to stay safe in the weather. He explained that the Electronic Dumpster at the Senior Center is dependent on the weather.

Mayor Cole thanked all departments for a successful Touch-a-Truck event with our Parks and Recreation Department.

No one else spoke.

ADJOURNMENT

There being no further business, Mayor Cole declared the workshop adjourned at 6:24 p.m.

_____
Mayor

_____
City Recorder

Approved: _____

MINUTES OF THE REGULAR MEETING OF THE BOARD OF MAYOR AND ALDERMEN OF THE CITY OF LA VERGNE, TENNESSEE HELD ON MAY 6, 2025, AT LA VERGNE CITY HALL, LA VERGNE, TENNESSEE.

CALL TO ORDER

The May 6, 2025 regular meeting of the Board of Mayor and Aldermen of the City of La Vergne, Tennessee was called to order at 6:00 p.m. at La Vergne City Hall by Mayor Jason Cole.

BOARD MEMBERS PRESENT

Members present: Mayor Jason Cole, Vice-Mayor Steve Noe, Alderman Kara Hobbs, Alderman Carol Haas, and Alderman Graeme Coates.

A prayer was led by Mayor Cole, and the Pledge of Allegiance was led by Vice-Mayor Noe.

ORDER OF BUSINESS

1. **Approve Minutes: March 27, 2025 Workshop, April 1, 2025 Public Hearing, April 1, 2025 Regular Meeting, April 3, 2025 Budget Workshop, April 8, 2025 Budget Workshop, April 14, 2025 Budget Workshop, and April 22, 2025 Budget Workshop.**

A motion, made by Alderman Haas, seconded by Vice-Mayor Noe, to approve the minutes of the March 27, 2025 Workshop, April 1, 2025 Public Hearing, April 1, 2025 Regular Meeting, April 3, 2025 Budget Workshop, April 8, 2025 Budget Workshop, April 14, 2025 Budget Workshop, and April 22, 2025 Budget Workshop, was adopted with all voting AYE.

2. **Presentations:**
   A. **Letters of Commendation - Police Department.** Police Chief Moews presented letters of commendation to Officer Cunningham and Officer Magliocco for their excellent response.

3. **Public Comment Period.**

No one spoke.

4. **Department Reports:**
   A. **Police Department.** Chief Chris Moews gave the monthly report and annual report for the Police Department.

   B. **Fire Department.** Chief Ronny Beasley gave the report for the Fire Department.

C. **Parks & Recreation Department.** Mr. David McGowan gave the report for the Parks & Recreation Department.

D. **Library.** Ms. Donna Bebout gave the report for the Library Department. Mayor Cole asked about the recent award that Ms. Bebout had received. Ms. Bebout explained the award she received from the Rutherford Education Association for Friend of Education.

E. **Finance Department.** Ms. Danielle Brown gave the report for the Finance Department.

OLD BUSINESS

5. Second Reading - Ordinance #2025-10 - An Ordinance to Amend Article IV, Section 4.010 of the La Vergne Zoning Ordinance Regarding Off-Street Parking Requirements. (Received a favorable recommendation from the Planning Commission on February 25, 2025. A public hearing was held on April 1, 2025.)

A motion was made by Alderman Coates, seconded by Alderman Haas, to approve Ordinance #2025-10, on second reading, was adopted following a roll-call vote.

Alderman Hobbs	AYE
Alderman Coates	AYE
Alderman Haas	AYE
Vice-Mayor Noe	AYE

6. Second Reading - Ordinance #2025-11 - An Ordinance to Amend the Fiscal Year 2024-2025 State Street Aid Fund Budget.

A motion was made by Vice-Mayor Noe, seconded by Alderman Coates, to approve Ordinance #2025-11, on second reading, was adopted following a roll-call vote.

Alderman Hobbs	AYE
Alderman Coates	AYE
Alderman Haas	AYE
Vice-Mayor Noe	AYE

7. Second Reading - Ordinance #2025-12 - An Ordinance to Amend Title 11, Chapter 6 of the La Vergne Municipal Code by Adding a New Section 11-604 Entitled "Wearing Masks or Facial Coverings."

A motion was made by Vice-Mayor Noe, seconded by Alderman Haas, to approve Ordinance #2025-12, on second reading, was adopted following a roll-call vote.

Alderman Hobbs	AYE

Alderman Coates	AYE
Alderman Haas	AYE
Vice-Mayor Noe	AYE

8. Second Reading - Ordinance #2025-13 - An Ordinance to Amend the Fiscal Year 2024-2025 General Fund Budget.

A motion was made by Alderman Haas, seconded by Alderman Hobbs, to approve Ordinance #2025-25, on second reading, was adopted following a roll-call vote.

Alderman Hobbs	AYE
Alderman Coates	AYE
Alderman Haas	AYE
Vice-Mayor Noe	AYE

CONSENT AGENDA

9. Consent Agenda Items:

A. Approve or Reject City Bids and Purchases:

1. **Bid - Sewer Pump Station Solids Removal and Disposal.**
2. **Bid - Guardrail Repair and Replacement.**
3. **Bid - Pest Control Services.**
4. **HGAC Contract Purchase - Fire Department Personal Protective Equipment.**
5. **Sourcewell Contract Purchase - Mower for Maintenance Department.**
6. **GSA Contract Purchase - Copy Machine Leases for Multiple Departments.**
7. **Approve Purchase - New Sign Machine and Equipment for the Street Department.**
8. **Approve Purchase - Fabrication Services for the Fire Department Training Site.**
9. **Amended Emergency Purchase - Change Orders #1 and #2 for Fire System Replacement at the Library.**
10. **Emergency Purchase - Street Paving on Harmony Lane Due to Water Line Break.**

B. Approve Facility Use Permit with the YMCA for a Youth Soccer Program.

C. Approve Annual User Agreement with Rutherford County Crimson Tide Youth Football and Cheerleading League.

D. Approve Interlocal Cooperation and Mutual Aid Agreement for the Combined Swift Water and Urban Search and Rescue Taskforce with the City of Murfreesboro and Rutherford County.

E. Approve Amendment #1 to the Professional Services Agreement with Lambe + Associates, LLC for Programming of Future Expansion Space in the Public Works and Community Development Services Facility.

F. Approve Professional Services Agreement with Wold Architects and Engineers for the Design of Renovations for Fire Station #43.

G. **Approve Engagement Agreement with Farrar, Bates, Berexa.**
H. **Approve Engagement Agreement with Farrar, Bates, Berexa.**
I. **Approve Engagement Agreement with Howell & Fischer, PLLC.**
J. **Approve a Contract to Audit Accounts from Blankenship CPA Group, PLLC for Fiscal Year 2024-2025.**

A motion was made by Alderman Haas, seconded by Mayor Cole, to approve the consent agenda as recommended, was adopted with all voting AYE.

NEW BUSINESS

10. **First Reading - Ordinance #2025-14 - An Ordinance of the City of La Vergne, Tennessee, Adopting the Annual Budget and Tax Rate for the Fiscal Year Beginning July 1, 2025 through June 30, 2026.**

A motion was made by Alderman Coates, seconded by Vice-Mayor Noe, to approve Ordinance #2025-14, on first reading, was adopted following a roll-call vote.

Alderman Hobbs	AYE
Alderman Coates	AYE
Alderman Haas	AYE
Mayor Cole	AYE
Vice-Mayor Noe	AYE

Vice-Mayor Noe spoke about the ordinance. Alderman Hobbs made comments about the ordinance.

11. **Resolution #2025-08 - A Resolution to Write Off Water Department Bad Debts.**

A motion was made by Mayor Cole, seconded by Alderman Coates, to approve Resolution #2025-08, was adopted following a roll-call vote.

Alderman Hobbs	AYE
Alderman Coates	AYE
Alderman Haas	AYE
Vice-Mayor Noe	AYE

12. **Resolution #2025-09 - A Resolution to Accept Portico Place, Section 2, Phase 2 and Resubdivision of Common Areas A & B of Section 2, Phase 1. (Received a favorable recommendation from the Planning Commission on March 25, 2025.)**

A motion was made by Mayor Cole, seconded by Alderman Haas, to approve Resolution #2025-09, was adopted following a roll-call vote.

Alderman Hobbs	AYE

Alderman Coates	AYE
Alderman Haas	AYE
Vice-Mayor Noe	AYE

13. Resolution #2025-10 - A Resolution to Amend the Employee Handbook.

A motion was made by Alderman Haas, seconded by Vice-Mayor Noe, to approve Resolution #2025-10, was adopted following a roll-call vote.

Alderman Hobbs	AYE
Alderman Coates	AYE
Alderman Haas	AYE
Vice-Mayor Noe	AYE

14. Resolution #2025-11 - A Resolution of the City of La Vergne Board of Mayor and Aldermen to Declare Property Owned by the City to be Surplus to the City's Needs and Directing Disposal of the Same.

A motion was made by Alderman Haas, seconded by Vice-Mayor Noe, to approve Resolution #2025-11, was adopted following a roll-call vote.

Alderman Hobbs	AYE
Alderman Coates	AYE
Alderman Haas	AYE
Vice-Mayor Noe	AYE

15. Resolution #2025-12 - A Resolution to Write Off Uncollectible Property Tax Accounts.

A motion was made by Alderman Haas, seconded by Vice-Mayor Noe, to approve Resolution #2025-12, was adopted following a roll-call vote.

Alderman Hobbs	AYE
Alderman Coates	AYE
Alderman Haas	AYE
Vice Mayor Noe	AYE

16. Appoint or Remove Board / Committee Members:

A. Beautification and Arts Advisory Committee. Mayor Cole reappointed Daphne Baker and Ashley Bruley to the Beautification and Arts Advisory Committee. The Board confirmed the appointments with all voting AYE.

MAYOR / ALDERMEN COMMENTS

Alderman Hobbs spoke about the Beautification and Arts Advisory Committee meeting coming up.

Alderman Coates thanked Chief Moews and spoke about the aircraft that took off early in the morning. He explained that the issue had been addressed.

Alderman Haas made comments about the new budget and thanked staff. She spoke about the change in weather.

Vice-Mayor Noe made comments about the new budget and thanked staff. He also thanked Chief Moews and Chief Beasley. He spoke about the Board.

Mayor Cole thanked staff for their hard work on the new budget. He reminded everyone about the event on June 2, 2025. He made comments about the award ceremony, Will Bennon, who had the best commercial award, and Lacy Turner, Broadcasting Teacher of the Year. He congratulated La Vergne High School. He made comments about Chipotle being almost finished and Starbucks coming soon. He wished Juliet Williams a Happy Birthday.

ADJOURNMENT

There being no further business, Mayor Cole declared the meeting adjourned at 6:45 p.m.

_____
Mayor

_____
City Recorder

Approved: _____

ITEM REPORT
Board of Mayor and Aldermen
Meeting Date: May 29, 2025

Item #: 4. Second Reading - **Ordinance #2025-14** - An Ordinance of the City of La Vergne, Tennessee, Adopting the Annual Budget and Tax Rate for the Fiscal Year Beginning July 1, 2025 through June 30, 2026. (A public hearing will be held on Tuesday, June 3, 2025 at 5:45 p.m.)

Department: Finance

Presented By: Danielle Brown

Item Attachments:
1. Budget Amendment Request - Alderman Hobbs
2. Ordinance #2025-14

Summary:

This is the ordinance to adopt the budget and set the tax rate for the next fiscal year.

Background Information:

***NOTE:** Alderman Hobbs has requested that the proposed budget be amended to add the City Recorder position. This will add an additional $114,351 to the General Fund operating budget. If the board wants to make this change, a motion will need to be approved to amend the budget for this addition and then the budget would need to be approved as amended.

This is the proposed version of the budget as discussed through the budget workshops. The proposed nonprofit donations, capital item list and fee schedule are also attached.

Here is a list of notable items in each fund:

General Fund:

- Finance Department - Budgeting Software
- I.T. Department - Leased Ford Explorer, New Laserfiche Server and Fifty (50) Desktop Computers

- Codes Department - Leased Ford F-150
- Police Department - Flock License Plate Recognition System
- Police and Fire Departments - Motorola Radio Replacements
- Parks & Recreation Department - Lease Two (2) F-250 Trucks, Replace Swing at Veterans Memorial Park
- Using Existing Bond Funds - Buildout expansion area at PW-CDS Facility for administrative offices.
- Using Existing Bond Funds - City Hall remodel / add bathrooms - for Police Department needs.
- Using Existing Bond Funds - Fire Station #43 Remodel.

General Fund - Personnel Additions:

- Finance - Accounts Payable Coordinator
- Engineering - Assistant City Engineer
- Police Department - Five (5) Patrol Officers
- Street Department - Streets/Stormwater Manager (Split with Stormwater)

State Street Aid Fund:

- Street Paving - $1,160,000 allocated
- Guardrail Project on Old Waldron Road

Equitable Sharing Fund:

- Patrol Rifle Replacements
- Emergency Communications Upgrades

Stormwater Fund:

- Replacement Dump Truck (Carryover)
- Street/Stormwater Supervisor (Split with General Fund)

Streets Capital Projects Fund:

- Issue a Bond Issue for the Blair Road West Extension and South Waldron Road Widening Projects.

Parks Capital Projects Fund:

- Playground Equipment for Brookside Park
- Football Field LED Lights

Police Impact Fee Fund:

- Five (5) Pursuit Vehicles with Equipment
- Radios for Five (5) New Officers

Fire Impact Fee Fund:

- Turnout Gear for New Positions
- Fire Extinguisher Training Prop

Water and Sewer Fund:

- Automatic Transfer Switch Replacement at Water Intake
- New Coagulant Pumps at Water Treatment Plant
- Waldron Road Pump Station Rehab
- New Side Weir Box Coating at the Water Treatment Plant
- New Sewer Line Camera Truck
- New Ford Transit Cargo Van for Lift Station Technician

Water and Sewer Fund - Personnel Addition:

- Utilities Manager

Fee Schedule:
After the first reading of the budget ordinance, staff discovered that there was a mistake in the fee schedule. In the Planning Department section, there were two different fees listed for the same purpose. One was titled "Amend the Zoning Map" and the other was titled "Rezoning Request". We have removed the fee from the proposed fee schedule to amend the zoning map and have kept the fees for a rezoning request. We have updated the references for the rezoning request section.

Financial Summary:
In the General Fund, there is no increase to the property tax rate. It will remain as it was last year at $0.5363 per $100 of assessed value on real and personal property.

In the Stormwater Fund, there is a proposed increase to the Stormwater User Fee of $1.00 per month. This fee has not been increased since it's inception in 2005, while our costs have consistently increased over that time period.

In the Water and Sewer Fund, there is a proposed increase to the water and sewer usage rates based on the rate study that was conducted. Those are outlined in the fee schedule.

Staff Recommendation:
Staff recommends approval.

Objective:
To provide objective data (on a scale from 1 to 10) among upper level management positions regarding the urgency to hire a city recorder within this fiscal year.

Methodology:
- Individual phone interviews were conducted with 14 employees who participated in the study.
- Each respondent rated the urgency from 1 (least urgent) to 10 (most urgent).
- The collected scores were averaged to provide a general sense of urgency for discussion at the upcoming BOMA meeting.

Results:
- Average Urgency Score (Cultivated Score): 7.3 / 10

No Urgency Immediate Need

Statistical Analysis:
- Half of the participants gave a rating of 10.
- Only 3 participants gave a score below 7.

Interpretation:
- A score of 7.3 indicates a moderately high level of urgency perceived by the respondents.
- This suggests that while not seen as an emergency, hiring a city recorder within this fiscal year is considered important by most upper management employees.
- The score reflects a general consensus that this role is needed sooner rather than later.

Recommendation:
Amend the 2025-2026 fiscal year budget to include hiring of a city recorder.

ORDINANCE #2025-14

AN ORDINANCE OF THE CITY OF LA VERGNE, TENNESSEE, ADOPTING THE ANNUAL BUDGET AND TAX RATE FOR THE FISCAL YEAR BEGINNING JULY 1, 2025 THROUGH JUNE 30, 2026.

WHEREAS, *Tenn, Code Ann. § 9-1-116* requires that all funds of the State of Tennessee and all its political subdivisions shall first be appropriated before being expended and that only funds that are available shall be appropriated; and

WHEREAS, the Municipal Budget Law of 1982 requires that the governing body of each municipality adopt and operate under an annual budget ordinance presenting a financial plan with at least the information required by that state statute, that no municipality may expend any moneys regardless of the source except in accordance with a budget ordinance and that the governing body shall not make any appropriation in excess of estimated available funds; and

WHEREAS, the Governing Body has published the annual operating budget and budgetary comparisons of the proposed budget with the prior year (actual) and the current year (estimated) in a newspaper of general circulation not less than ten (10) days prior to the meeting where the Board will consider final passage of the budget.

NOW, THEREFORE, BE IT ORDAINED BY THE CITY OF LA VERGNE, TENNESSEE AS FOLLOWS:

SECTION 1. That the governing body projects anticipated revenues from all sources and appropriates planned expenditures for each department, board, office or other agency of the municipality, herein presented together with the actual annual receipts and expenditures of the last preceding fiscal year and the estimated annual expenditures for the current fiscal year, and from those revenues and unexpended and unencumbered funds as follows for fiscal year 2026, and including the projected ending balances for the budget year, the actual ending balances for the most recent ended fiscal year and the estimated ending balances for the current fiscal years:

General Fund	FY 2023-24 Actual	FY 2024-25 Estimated	FY 2025-26 Proposed
Revenues			
Local Taxes	$ 29,760,181	$ 29,054,066	$ 30,198,283
License and Permits	877,525	417,363	436,100
Intergovernmental Revenue	5,069,621	4,866,938	5,086,980
Fines and Forfeitures	298,520	280,694	231,500
Other	1,268,646	859,865	4,013,150
Other Financing Sources			
Issuance of Debt	-	-	-
Sale of Capital Assets	2,791	90,000	21,500
Transfer In-from other funds	-	-	-
Total Revenues and Other Financing Sources	$ 37,277,283	$ 35,568,925	$ 39,987,513
Appropriations			
Expenditures			
General Government (other)	$ 19,837,087	$ 11,634,411	$ 11,671,202
Public Safety	27,097,528	20,755,342	22,496,441
Public Works	1,667,245	2,311,791	1,801,731
Parks and Recreation	1,673,664	1,961,633	1,998,798
Debt Service	2,301,966	1,671,425	1,450,648
Other Financing Uses			
Transfer Out - to other funds	464,538	720,000	2,309,750
Total Appropriations	$ 53,042,027	$ 39,054,601	$ 41,728,570
Change in Fund Balance (Revenues-Appropriations)	(15,764,744)	(3,485,676)	(1,741,056)
Beginning Fund Balance July 1	59,523,241	43,758,497	40,272,821
Ending Fund Balance June 30	**$ 43,758,497**	**$ 40,272,821**	**$ 38,531,765**
Ending Fund Balance as a % of Total Appropriations	82.5%	103.1%	92.3%

State Street Aid Fund	FY 2023-24 Actual	FY 2024-25 Estimated	FY 2025-26 Proposed
Revenues			
State Gas and Motor Fuel Taxes	$ 1,354,108	$ 1,400,380	$ 1,417,440
Other	70,305	28,971	25,000
Other Financing Sources			
Issuance of Debt / Debt Proceeds	-	-	-
Transfers In - from other funds	-	-	-
Total Revenues and Other Financing Sources	$ 1,424,413	$ 1,429,352	$ 1,442,440
Appropriations			
Public Works Department	$ 1,218,926	$ 1,233,563	$ 1,439,700
Debt Service - Principal and Interest	73,388	74,313	-
Total Appropriations	$ 1,292,313	$ 1,307,876	$ 1,439,700
Change in Fund Balance (Revenues - Appropriations)	132,100	121,476	2,740
Beginning Fund Balance July 1	1,600,004	1,732,104	1,853,580
Ending Fund Balance June 30	**$ 1,732,104**	**$ 1,853,580**	**$ 1,856,319**
Ending Fund Balance as a % of Total Appropriations	134.0%	141.7%	128.9%

Senior Citizen's Fund	FY 2023-24 Actual	FY 2024-25 Estimated	FY 2025-26 Proposed
Revenues			
State of Tennessee	$ 24,220	$ -	$ -
Rutherford County	46,200	-	-
Other	4,764	3,570	3,000
Other Financing Sources			
Issuance of Debt / Debt Proceeds	-	-	-
Transfers In - from other funds	174,538	200,000	297,150
Total Revenues and Other Financing Sources	$ 249,722	$ 203,570	$ 300,150
Appropriations			
Expenditures			
Wages	$ 144,530	$ -	$ -
Others	78,576	244,886	300,150
Total Appropriations	$ 223,106	$ 244,886	$ 300,150
Change in Fund Balance (Revenues - Appropriations)	26,616	(41,316)	-
Beginning Fund Balance July 1	$ 185,084	211,700	170,384
Ending Fund Balance June 30	**$ 211,700**	**$ 170,384**	**$ 170,384**
Ending Fund Balance as a % of Total Appropriations	94.9%	69.6%	56.8%

Drug Fund	FY 2023-24 Actual	FY 2024-25 Estimated	FY 2025-26 Proposed
Revenues			
Fines And Forfeitures	$ 66,065	$ 32,200	$ 30,200
Other	8,052	7,959	7,000
Other Financing Sources			
Issuance of Debt / Debt Proceeds	-	-	-
Transfers In - from other funds	30,000	30,000	30,000
Total Revenues and Other Financing Sources	$ 104,117	$ 70,159	$ 67,200
Appropriations			
Drug Enforcement	$ 16,833	$ 125,896	$ 66,600
Debt Service	-	-	-
Total Appropriations	$ 16,833	$ 125,896	$ 66,600
Change in Fund Balance (Revenues - Appropriations)	87,284	(55,737)	600
Beginning Fund Balance July 1	361,783	449,067	393,330
Ending Fund Balance June 30	**$ 449,067**	**$ 393,330**	**$ 393,930**
Ending Fund Balance as a % of Appropriations	2667.8%	312.4%	591.5%

Equitable Sharing Fund	FY 2023-24 Actual	FY 2024-25 Estimated	FY 2025-26 Proposed
Revenues			
Federal Government	$ 134,089	$ 275,000	$ 50,000
Other	13,577	12,208	5,000
Other Financing Sources			
Transfers In - from other funds	-	-	675,750
Total Revenues and Other Financing Sources	$ 147,666	$ 287,208	$ 730,750
Appropriations			
Wages	$ -	$ -	$ -
Others	355,803	191,839	730,750
Total Appropriations	$ 355,803	$ 191,839	$ 730,750
Change in Fund Balance (Revenues - Appropriations)	(208,137)	95,369	-
Beginning Fund Balance July 1	905,150	697,013	792,382
Ending Fund Balance June 30	**$ 697,013**	**$ 792,382**	**$ 792,382**
Ending Fund Balance as a % of Total Appropriations	195.9%	413.0%	108.4%

Stormwater Fund	FY 2023-24 Actual	FY 2024-25 Estimated	FY 2025-26 Proposed
Revenues			
Fees	$ 1,410,726	$ 1,414,384	$ 1,530,000
Others	91,235	58,831	60,000
Other Financing Sources			
Transfers In - from other funds	-	-	150,000
Total Revenues and Other Financing Sources	$ 1,501,961	$ 1,473,215	$ 1,740,000
Appropriations			
Wages	$ 455,588	$ 450,229	$ 521,441
Others	2,502,380	2,466,233	1,346,772
Total Appropriations	$ 2,957,968	$ 2,916,462	$ 1,868,213
Change in Fund Balance (Revenues - Appropriations)	(1,456,007)	(1,443,247)	(128,213)
Beginning Fund Balance July 1	4,561,884	3,105,877	1,662,630
Ending Fund Balance June 30	**$ 3,105,877**	**$ 1,662,630**	**$ 1,534,417**
Ending Fund Balance as a % of Total Appropriations	105.0%	57.0%	82.1%

Parks & Recreation Capital Fund	FY 2023-24 Actual	FY 2024-25 Estimated	FY 2025-26 Proposed
Revenues			
Impact Fees	$ 265,185	$ 223,019	$ 100,000
Others	21,695	20,952	15,000
Other Financing Sources			
Transfers In - from other funds	260,000	250,000	151,200
Total Revenues and Other Financing Sources	$ 546,880	$ 493,971	$ 266,200
Appropriations			
Capital Outlay	$ 76,243	$ 349,678	$ 265,000
Others	1,282	1,200	1,200
Total Appropriations	$ 77,525	$ 350,878	$ 266,200
Change in Fund Balance (Revenues - Appropriations)	469,355	143,093	-
Beginning Fund Balance July 1	682,271	1,151,626	1,294,719
Ending Fund Balance June 30	**$ 1,151,626**	**$ 1,294,719**	**$ 1,294,719**
Ending Fund Balance as a % of Total Appropriations	1485.5%	369.0%	486.4%

Streets Capital Fund	FY 2023-24 Actual	FY 2024-25 Estimated	FY 2025-26 Proposed
Revenues			
Impact Fees	$ 1,727,427	$ 1,307,619	$ 700,000
State of Tennessee			
Others	$ 349,837	$ 68,703	$ 25,070,000
Other Financing Sources			
Transfers In - from other funds	-	-	2,000,000
Total Revenues and Other Financing Sources	$ 2,077,264	$ 1,376,322	$ 27,770,000
Appropriations			
Capital Outlay	$ 953,259	$ 2,234,858	$ 14,144,482
Others	2,804	3,918	3,500
Total Appropriations	$ 956,063	$ 2,238,776	$ 14,147,982
Change in Fund Balance (Revenues - Appropriations)	1,121,201	(862,454)	13,622,018
Beginning Fund Balance July 1	2,815,517	3,936,718	3,074,264
Ending Fund Balance June 30	**$ 3,936,718**	**$ 3,074,264**	**$ 16,696,282**
Ending Fund Balance as a % of Total Appropriations	411.8%	137.3%	118.0%

Police Impact Fund	FY 2023-24 Actual	FY 2024-25 Estimated	FY 2025-26 Proposed
Revenues			
Impact Fees	$ 165,221	$ 115,463	$ 100,000
State of Tennessee	239,927	-	-
Others	12,083	10,590	8,000
Other Financing Sources			
Transfers In - from other funds	-	-	467,595
Total Revenues and Other Financing Sources	$ 417,231	$ 126,053	$ 575,595
Appropriations			
Capital Outlay	$ 239,927	$ -	$ 574,695
Others	933	917	900
Total Appropriations	$ 240,860	$ 917	$ 575,595
Change in Fund Balance (Revenues - Appropriations)	176,371	125,136	-
Beginning Fund Balance July 1	686,764	863,135	988,271
Ending Fund Balance June 30	**$ 863,135**	**$ 988,271**	**$ 988,271**
Ending Fund Balance as a % of Total Appropriations	358.4%	107772.2%	171.7%

Fire Impact Fund	FY 2023-24 Actual	FY 2024-25 Estimated	FY 2025-26 Proposed
Revenues			
Impact Fees	$ 64,217	$ 37,440	$ 35,000
Others	-	-	-
Other Financing Sources			
Transfers In - from other funds	-	-	23,100
Total Revenues and Other Financing Sources	$ 64,217	$ 37,440	$ 58,100
Appropriations			
Capital Outlay	$ 79,379	$ -	$ 58,000
Others	223	100	100
Total Appropriations	$ 79,602	$ 100	$ 58,100
Change in Fund Balance (Revenues - Appropriations)	(15,385)	37,340	-
Beginning Fund Balance July 1	165,306	149,921	187,261
Ending Fund Balance June 30	**$ 149,921**	**$ 187,261**	**$ 187,261**
Ending Fund Balance as a % of Total Appropriations	188.3%	187261.0%	322.3%

Water and Sewer Fund	FY 2023-24 Actual	FY 2024-25 Estimated	FY 2025-26 Proposed
Operating Revenues			
Water Sales	$ 5,819,436	$ 8,099,709	$ 9,213,000
Sewer Fees	7,766,633	7,993,337	8,190,000
Miscellaneous Other Fees	888,820	2,037,109	2,768,100
Total Operating Revenues	$ 14,474,889	$ 18,130,156	$ 20,171,100
Operating Expenses			
Water Treatment Plant	$ 2,710,250	$ 2,610,915	$ 2,780,068
Sewer Department	4,682,614	5,526,221	5,572,143
Water Department	2,352,368	3,209,009	3,536,013
Water Billing	846,965	940,778	1,075,932
Other	98,497	121,125	201,500
Depreciation	2,492,753	2,513,000	3,038,000
Total Operating Expenses	$ 13,183,446	$ 14,921,048	$ 16,203,657
Operating Income (Loss)	$ 1,291,443	$ 3,209,108	$ 3,967,443
Nonoperating Revenues (Expenses)			
Revenue: Investment Income	$ -	$ -	$ -
Grants - Operating	-	-	-
Other Income	-	-	-
Expense: Debt Service - Interest Expense	(207,751)	(207,751)	(1,376,473)
Other Expense	(0)	(0)	(0)
Total Nonoperating Revenue (Expenses)	$ (207,751)	$ (207,751)	$ (1,376,473)
Income (Loss) Before Capital Contributions and Transfers	$ 1,083,692	$ 3,001,357	$ 2,590,970
Capital Contributions and Transfers			
Capital Contributions - Tap Fees in Excess of Cost	$ 506,101	$ 670,740	$ 700,000
Capital Contributions - Grants	-	-	-
Capital Contributions - Other	-	-	-
Transfers In - from Other Funds	-	-	-
Transfers Out - to Other Funds (PILOT)			
Total Capital Contributions and Transfers	$ 506,101	$ 670,740	$ 700,000
Change in Net Position	**$ 1,589,793**	**$ 3,672,097**	**$ 3,290,970**
Beginning Net Position July 1	77,237,565	78,827,358	82,499,455
Ending Net Position June 30	**$ 78,827,358**	**$ 82,499,455**	**$ 85,790,426**

SECTION 2: At the end of the fiscal year 2025, the governing body estimates fund balances or deficits as follows:

Fund	Estimated Fund Balance at June 30, 2025
General Fund	$40,272,821.21
State Street Aid Fund	$1,853,579.83
Senior Citizens Fund	$170,384.00
Drug Fund	$393,330.00
Equitable Sharing Fund	$792,382.00
Stormwater Fund	$1,662,630.00
Parks & Recreation Capital Fund	$1,294,718.50
Streets Capital Fund	$3,074,264.00
Police Impact Fund	$988,271.00
Fire Impact Fund	$187,261.00
Water & Sewer Fund	$12,349,432.00

SECTION 3: That the governing body herein certifies that the condition of its sinking funds, if applicable, are compliant pursuant to its bond covenants, and recognizes that the municipality has outstanding bonded and other indebtedness as follows:

Schedule of Outstanding Debt and Budgeted Debt Service
Fiscal Year 2026

Fund	Type of Debt	Loan Name and Description	Original Issuance Amount	Authorized & Unissued	Total Principal Outstanding at June 30,2025	Budgeted Annual Debt Service Principal	Budgeted Annual Debt Service Interest	Budgeted Annual Debt Service Total
General	Bond	2015 General Obligation	$ 5,420,000	$ -	$ 3,090,000	$ 275,000	$ 90,048	$ 365,048
General	Bond	2021 General Obligation Public Improvement	16,250,000	-	14,375,000	690,000	393,400	1,083,400
General	Bond	2025 General Obligation Public Improvement	-	25,000,000	-	654,409	1,345,591	2,000,000
			-	-	-	-	-	-
		Total	$ 21,670,000	$ 25,000,000	$ 17,465,000	$ 1,619,409	$ 1,829,039	$ 3,448,448
Water and Sewer	Bonds	2021 Water & Sewer Revenue & Tax	$ 11,840,000	$ -	$ 9,295,000	$ 1,245,000	$ 217,093	$ 1,462,093
Water and Sewer	Bonds	2025 Water & Sewer Revenue & Tax	-	20,000,000	20,000,000	841,663	1,076,473	1,918,136
		Total	$ 11,840,000	$ 20,000,000	$ 29,295,000	$ 2,086,663	$ 1,293,566	$ 3,380,229
	Total Outstanding Debt		$ 33,510,000	$ 45,000,000	$ 46,760,000	$ 3,706,072	$ 3,122,605	$ 6,828,677

SECTION 4: During the coming fiscal year (2026) the governing body has pending and planned capital projects with proposed funding as follows:

Pending Capital Projects	Pending Capital Projects-Total Expense	Pending Capital Projects Expense Financed by Estimated Revenues and/or Reserves	Pending Capital Projects Expense Financed by Debt Proceeds
	$ -	$ -	$ -

Proposed Future Capital Projects	Proposed Future Capital Projects-Total Expense	Proposed Future Capital Projects Expense Financed by Estimated Revenues and/or Reserves	Proposed Future Capital Projects Expense Financed by Debt Proceeds
Water and Sewer	$ 20,000,000	$ -	$ 20,000,000
Roads and Parks	25,000,000	-	25,000,000

SECTION 5: No appropriation listed above may be exceeded without an amendment of the budget ordinance as required by the Municipal Budget Law of 1982 T.C.A. Section 6-56-208. In addition, no appropriation may be made in excess of available funds except to provide for an actual emergency threatening the health, property or lives of the inhabitants of the municipality and declared by a two-thirds (2/3) vote of at least a quorum of the governing body in accord with Section 6-56-205 of the Tennessee Code Annotated.

SECTION 6: Money may be transferred from one appropriation to another in the same fund only by appropriate ordinance by the governing body, subject to such limitations and procedures as it may describe as allowed by Section 6-56-209 of the Tennessee Code Annotated. Any resulting transfers shall be reported to the governing body at its next regular meeting and entered into the minutes.

SECTION 7: A detailed financial plan will be attached to this budget and become part of this budget ordinance.

SECTION 8: There is herby levied a property tax of $0.5363 per $100 of assessed value on real and personal property.

SECTION 9: This annual operating and capital budget ordinance and supporting documents shall be submitted to the Comptroller of the Treasury or Comptroller's Designee for approval pursuant to Title 9, Chapter 21 of the Tennessee Code Annotated within fifteen (15) days of its adoption. If the Comptroller of the Treasury or Comptroller's Designee determines that the budget does not comply with the Statutes, the Governing Body shall adjust its estimates or make additional tax levies sufficient to comply with the Statutes or as directed by the Comptroller of the Treasury or Comptroller's Designee.

SECTION 10: All unencumbered balances of appropriations remaining at the end of the fiscal year shall lapse and revert to

SECTION 11: The City of La Vergne Fee Schedule for Fiscal Year 2025-2026, which shall be attached to and made a part of this ordinance as though copied therein, is hereby adopted.

SECTION 12: All ordinances or parts of ordinances in conflict with any provision of this ordinance are hereby repealed.

SECTION 13: This ordinance shall take effect on July 1, 2025, the public welfare requiring it.

LEGAL STATUS PROVISIONS

Approved by the Mayor and Board of Aldermen:

1st Reading: _____

_____
Jason Cole, Mayor

Public Hearing: _____

ATTEST:

2nd Reading: _____

_____
Bruce E. Richardson, City Administrator

Published in the Murfreesboro Post on _____.

Function	Description	Actual FY 2022-2023	Actual FY 2023-2024	Budget FY 2024-2025	Budget FY 2025-2026
TAXES					
31100	Property Taxes (Current)	8,629,852	8,949,853	9,000,000	9,243,883
31211	Property Tax Delinquent - 1st	102,064	27,871	40,000	40,000
31212	Properly Tax Delinquent - 2nd	22,186	7,195	20,000	20,000
31213	Properly Tax Delinquent - 3rd	7,997	(774)	5,000	5,000
31214	Properly Tax Delinquent - 4th	1,896	(3,745)	3,000	3,000
31215	Properly Tax Delinquent - 5th	1,512	(3,660)	500	500
31216	Properly Tax Delinquent - 6th	732	102	500	500
31217	Properly Tax Delinquent - 7th	167	101	200	200
31218	Properly Tax Delinquent - 8th	629	107	100	100
31219	Property Tax Delinquent - Prior Years	305	89	100	100
31300	Int, Penalty, and Court Cost	36,166	18,887	35,000	25,000
31510	Payments in Lieu of Taxes - Utilities	162,891	254,325	160,000	175,000
31511	Payments in Lieu of Taxes - TVA	502,313	511,275	475,000	500,000
31610	Local Sales Tax	16,302,744	16,775,763	16,500,000	17,000,000
31700	Wholesale Alcoholic Bev Tax - Beer Privilege	4,752	5,052	4,000	4,500
31710	Wholesale Beer Tax - 17%	565,802	592,476	560,000	580,000
31720	Wholesale Liquor Tax 5% Mo. Ins.	308,488	283,186	285,000	280,000
31721	Civil Penalties Beer Permits	-	75	-	-
31800	Business Tax	1,878,095	1,959,749	1,600,000	1,900,000
31801	Business License and Permits	3,450	3,780	3,000	3,000
31912	Cable TV Franchise Tax Comcast	241,531	208,047	240,000	240,000
31913	Cable TV Franchise Tax AT&T, Direct	3,452	2,798	4,500	4,500
31914	Cable TV Franchise Tax Tennessee Telephone Company	66,803	59,770	68,000	68,000
31920	Room Occupancy Tax	21,128	18,840	15,000	15,000
31921	Hotel/Motel Tax	103,422	89,020	90,000	90,000
	TOTAL TAXES	**$ 28,968,377**	**$ 29,760,181**	**$ 29,108,900**	**$ 30,198,283**
PERMITS					
32210	Beer License Application Fees	1,000	1,000	500	1,000
32610	Building Permits	276,755	576,046	275,000	275,000
32630	Plumbing Permits	21,266	27,697	20,000	20,000
32635	Mechanical Permits	13,462	25,907	15,000	15,000
32670	Plans Review Fees	142,607	214,803	100,000	100,000
32680	Inspection fees	125	175	200	100
32690	Other Permits and Renewal Fees	112,297	24,342	25,000	25,000
33110	Community Development Grant	-	7,556	-	-
	TOTAL PERMITS	**567,512**	**877,525**	**435,700**	**$ 436,100**

Function	Description	Actual FY 2022-2023	Actual FY 2023-2024	Budget FY 2024-2025	Budget FY 2025-2026
STATE REVENUES					
33179	OJP Vest Grant	1,970	7,551	8,000	8,000
33291	Other Federal - DEA -POL OT	12,519	-	5,000	5,000
33418	Jag Grant Revenue	-	12,512	-	-
33429	State Grant-FIRE Training Reim	43,200	44,000	40,000	40,000
33430	State Grant-PD Training Reim	44,000	34,400	46,000	46,000
33441	State Grant	-	1,000	-	-
33450	State Grant - TEMA	7,983	-	-	-
33510	State Sales Tax	4,615,395	4,763,913	4,600,000	4,800,000
33515	State Gambling Tax	69,030	73,593	50,000	60,000
33520	State Income Tax	6,867	6,213	3,000	3,000
33530	State Beer Tax	17,680	17,019	15,000	15,000
33540	State Alcoholic Beverage Tax	28,977	26,404	25,000	30,000
33553	State Gasoline Inspection Fee	70,933	70,869	68,000	70,000
33555	State Street Contract Maintenance - TDOT	4,221	4,980	4,980	4,980
33558	Transportation Modernization Rev	-	7,170	5,000	5,000
	TOTAL STATE REVENUES	**$ 4,922,775**	**$ 5,069,621**	**$ 4,869,980**	**$ 5,086,980**
RECREATION					
33709	Local Grant - Rutherford County	-	1,500	-	-
33730	Local Grant - PEP	9,000	7,000	5,000	6,000
33731	Local Grant - PEP Drivers/Safety Grant	5,969	1,694	3,000	2,000
34120	Fees & Commissions	2,199	2,970	1,500	1,500
34718	Police Security Services	22,547	5,845	1,000	1,500
34731	Veterans Memorial Wall	550	621	500	500
34741	League Fees	3,550	10,900	4,000	10,000
34744	Recreation Fees	6,510	7,528	4,000	3,000
34746	Field Rentals	1,260	-	1,500	1,500
34748	Rental - Multi Purpose Bldg	14,345	12,165	11,000	12,000
34758	Donations-Parks	5,000	-	-	-
	TOTAL RECREATION	**$ 70,930**	**$ 50,223**	**$ 31,500**	**$ 38,000**
LIBRARY					
34762	Library - Donations & Gifts	3,158	3,055	100	100
34764	Copies	1,033	955	200	300
34765	Fax	549	360	100	100
34768	Lost Books	27	42	-	-
34769	Lost Cards	35	20	-	-
34770	Sale of Used Books	8	-	-	-
34775	Sale of Miscellaneous items	5	15,362	-	-
34779	Misc Revenue	(89)	-	-	-
34801	Revenue - Children's Programs	83	51	50	-
	TOTAL LIBRARY	**$ 4,809**	**$ 19,844**	**$ 450**	**$ 500**
COURT FINES					
35110	City Court Fines & Costs	300,187	247,952	188,000	188,000
35111	Court Fines - Rutherford County	51,820	40,753	40,000	40,000
35112	Court Fines - State of Tennessee	10,390	1,255	3,000	1,500
35114	Fees-E-Citation $1	2,366	1,412	-	-
35115	Fees-E-Citation $4	9,464	5,648	-	-
35132	DUI Impound Fees	-	-	100	-
35151	Sex Offender Registry Fees	2,400	1,500	2,000	2,000
	TOTAL COURT FINES	**$ 376,627**	**$ 298,520**	**$ 233,100**	**$ 231,500**

Function	Description	Actual FY 2022-2023	Actual FY 2023-2024	Budget FY 2024-2025	Budget FY 2025-2026
OTHER REVENUES					
36100	Interest Earnings	5,531	561,789	300,000	400,000
36101	Interest Earnings - Construction	-	265,555	-	-
36212	RENT - CLEARWIRE	-	16,500	-	18,000
36101	Interest Earnings-Bond Account	1,751	-	50,000	-
36212	Rent SBA/Clearwire - Fire Station	18,000	-	-	-
36331	Sale of Equipment - Police	-	90,934	-	-
36350	Insurance Recoveries	227,423	212,877	20,000	50,000
36510	Sale of General Items	1,504,704	-	1,500	15,000
36520	Sale of Fixed Assets	305,776	426	1,500	1,500
36521	Sale of Police Supplies	-	1,575	1,500	1,500
36523	Sale of Police Fixed Assets	-	790	1,500	1,500
36531	Sale of Highway & Streets Supplies	2,958	-	1,500	1,500
36534	Sale of Highway & Streets Fixed Assets	1,226	-	500	500
36705	Grant - GHSO	25,733	(3,742)	5,000	10,000
36706	Contributions Farmers Market	240	-	-	-
36714	Contributions Parks & Rec-Howl @ the Moon, misc	4,125	1,916	3,000	3,000
36726	Contributions Fall Festival	26,609	21,690	15,000	15,000
36730	Contributions Fire Dept	150	-	150	150
36740	Opoid Abatement	10,042	10,657	10,000	10,000
36900	Other Financing Sources	27,069	11,656	12,000	15,000
36907	Windstream/Verizon License ROW	1,000	-	500	1,000
37198	Development Deposits	-	6,000	-	-
37840	Prior Year Surplus-Carryover items	-	-	-	3,450,000
37840	Prior Year Surplus-New items	-	-	-	-
37840	Current Year Surplus	-	-	-	-
37497	Recycling Revenue	14	2,745	1,800	2,500
	TOTAL OTHER REVENUES	**$ 2,162,351**	**$ 1,201,370**	**$ 425,450**	**$ 3,996,150**

TOTAL REVENUES	**$ 37,073,381**	**$ 37,277,283**	**$ 35,105,080**	**$ 39,987,513**
TOTAL EXPENDITURES	**$ 34,781,592**	**$ 53,070,319**	**$ 50,074,502**	**$ 41,728,570**
SURPLUS/(DEFICIT)	**$ 2,291,789**	**$ (15,793,036)**	**$ (14,969,422)**	**$ (1,741,056)**

Object Code	Description	Actual FY 2022-2023	Actual FY 2023-2024	Budget FY 2024-2025	Budget FY 2025-2026
41110	**Legislative Board**				
111	Salaries - Permanent Employees - Regular	29,400	29,400	29,400	29,400
141	FICA - Employer Share	2,237	2,129	2,249	2,249
142	Health Insurance	102,008	79,904	98,735	119,476
148	Employee Education & Training	185	185	-	-
235	Membership, Registration Fees, Tuition	14,120	14,901	14,300	18,000
280	Travel	-	886	300	5,000
287	Per Diem, Mileage Reimbursement	490	-	500	800
310	Office Supplies & Materials	219	61	500	200
320	Operating Supplies	-	38	300	300
323	Food	7,325	10,872	6,000	6,000
326	Clothing & Uniforms	644	275	500	500
331	Gas, Oil, Diesel, etc.	-	-	400	-
378	Planning Retreat	-	14,248	-	-
	Legislative Board	**$ 156,628**	**$ 152,899**	**$ 153,184**	**$ 181,925**

Object Code	Description	Actual FY 2022-2023	Actual FY 2023-2024	Budget FY 2024-2025	Budget FY 2025-2026
41200	**Judicial**				
111	Salaries - Permanent Employees - Regular	116,300	116,398	121,000	124,936
141	FICA - Employer Share	8,905	8,912	9,257	9,558
142	Health Insurance	46,814	49,099	64,968	71,208
148	Employee Education & Training	-	-	750	750
235	Membership, Registration Fees, Tuition	-	-	700	700
252	Legal Services	98,370	76,734	70,000	100,000
259	Other Professional Services	-	1,645	500	500
280	Travel	-	-	1,300	1,300
	Judicial	**$ 270,389**	**$ 252,788**	**$ 268,475**	**$ 308,952**

Object Code	Description	Actual FY 2022-2023	Actual FY 2023-2024	Budget FY 2024-2025	Budget FY 2025-2026
41210	**City Court**				
121	Wages-Hourly	91,537	91,392	101,754	106,779
122	Wages-Overtime	19	4,434	800	800
134	Longevity	790	790	840	840
141	FICA - Employer Share	7,213	7,400	7,910	8,294
142	Health Insurance	46,611	33,966	44,314	71,208
143	Retirement - 401 City Match	3,239	3,854	4,653	4,879
144	Retirement - 457 City Match	1,801	2,955	3,619	3,795
148	Employee Education & Training	-	-	200	200
211	Postage	-	-	100	100
259	Other Professional Services	16	-	-	-
260	Repair & Maintenance Service	6,825	7,335	6,528	7,000
280	Travel	95	50	100	100
298	Collection Fees	-	-	-	500
310	Office Supplies & Materials	768	868	2,000	2,000
312	Small Items of Equipment	-	-	100	100
326	Clothing & Uniforms	114	289	100	100
	City Court	**$ 159,028**	**$ 153,333**	**$ 173,017**	**$ 206,695**

Object Code	Description	Actual FY 2022-2023	Actual FY 2023-2024	Budget FY 2024-2025	Budget FY 2025-2026
41340	**City Administrator**				
111	Salaries - Permanent Employees - Regular	345,061	376,198	397,325	408,945
129	Other Wages	(154,474)	(169,065)	(206,054)	(212,235)
134	Longevity	1,440	1,440	1,440	1,440
141	FICA - Employer Share	25,357	26,365	30,506	31,394
142	Health Insurance	48,454	51,089	67,098	71,208
143	Retirement - 401 City Match	15,970	16,975	17,944	18,467
144	Retirement - 457 City Match	4,447	6,263	13,957	14,363
148	Employee Education & Training	450	700	2,500	2,500
211	Postage	69	14	300	300
235	Membership, Registration Fees, Tuition	2,611	3,472	3,000	3,000
259	Other Professional Services	480	360	10,000	10,000
280	Travel	-	611	1,000	1,000
287	Per Diem, Mileage Reimbursement	718	64	500	500
310	Office Supplies & Materials	1,950	2,966	2,000	2,000
312	Small Items of Equipment	-	-	5,000	5,000
323	Food	-	-	-	-
326	Clothing & Uniforms	522	811	500	500
331	Gas Oil & Fuel	3,198	3,153	3,500	3,500
533	Machinery & Equipment Rental	1,100	1,300	1,300	-
940	Machinery & Equipment	-	-	-	7,050
	City Administrator	**$ 297,353**	**$ 322,716**	**$ 351,816**	**$ 368,933**

Object Code	Description	Actual FY 2022-2023	Actual FY 2023-2024	Budget FY 2024-2025	Budget FY 2025-2026
41510	**City Recorder**				
121	Wages-Hourly	113,026	132,778	105,084	108,237
122	Wages-Overtime	798	5,385	1,000	5,000
134	Longevity	320	540	440	540
141	FICA - Employer Share	8,825	10,263	8,149	8,704
142	Health Insurance	44,412	66,161	64,840	71,208
143	Retirement - 401 City Match	5,257	5,184	4,794	5,120
144	Retirement - 457 City Match	3,375	3,413	3,728	3,982
148	Employee Education & Training	-	-	500	500
211	Postage	228	337	500	500
231	Publication of Formal & Legal Notices	5,896	5,843	6,000	7,000
235	Membership, Registration Fees, Tuition	-	240	300	300
259	Other Professional Services	7,167	24,082	7,500	7,500
260	Repair & Maintenance Service	-	25,347	18,000	-
280	Travel	-	-	100	100
310	Office Supplies & Materials	1,575	2,538	2,000	2,000
312	Small Items of Equipment	106	-	500	500
326	Clothing & Uniforms	55	-	100	100
533	Machinery & Equipment Rental	1,935	2,795	2,600	2,600
	City Recorder	**$ 192,975**	**$ 284,907**	**$ 226,135**	**$ 223,891**

Object Code	Description	Actual FY 2022-2023	Actual FY 2023-2024	Budget FY 2024-2025	Budget FY 2025-2026
41592	**Finance/Tax Administration**				
111	Salaries - Permanent Employees - Regular	225,758	165,300	218,776	280,485
121	Wages-Hourly	300,912	393,640	456,447	281,035
122	Wages-Overtime	906	1,228	2,600	500
129	Other Wages	(262,763)	(288,581)	(337,781)	(347,914)
130	Referral Pay	100	-	-	-
132	Bonus Pay	3,295	1,648	-	2,385
134	Longevity	3,560	2,380	2,630	2,380
141	FICA - Employer Share	47,048	42,870	52,055	49,379
142	Health Insurance	160,069	164,164	231,332	210,949
143	Retirement - 401 City Match	23,568	21,764	29,878	26,469
144	Retirement - 457 City Match	4,132	8,741	23,238	20,587
148	Employee Education & Training	200	440	2,000	2,500
211	Postage	8,442	9,785	8,500	8,500
221	Printing, Stationery, Envelopes	-	-	500	500
231	Publication of Formal & Legal Notices	-	-	1,200	1,200
235	Membership, Registration Fees, Tuition	1,270	909	500	2,000
253	Accounting & Auditing Services	22,335	23,200	25,000	25,000
259	Other Professional Services	291,962	168,403	110,000	175,000
260	Repair & Maintenance Service	31,000	37,905	35,000	40,000
260	Repair & Maintenance Service	-	-	-	95,000
280	Travel	-	23	150	700
287	Per Diem, Mileage Reimbursement	-	-	100	100
310	Office Supplies & Materials	4,849	4,698	4,900	4,900
312	Small Items of Equipment	6,008	819	1,500	2,500
320	Operating Supplies	639	-	500	500
323	Food	-	70	-	200
326	Clothing & Uniforms	156	228	400	300
401	Tax Relief	8,231	9,441	10,000	10,000
533	Machinery & Equipment Rental	-	-	500	-
555	Bank Service Charges	688	10,187	5,000	5,000
	Finance/Tax Administration	**$ 882,365**	**$ 779,263**	**$ 884,925**	**$ 900,155**

Object Code	Description	Actual FY 2022-2023	Actual FY 2023-2024	Budget FY 2024-2025	Budget FY 2025-2026
41650	**Human Resources**				
111	Salaries - Permanent Employees - Regular	168,093	178,726	192,201	214,531
121	Wages-Hourly	80,592	127,296	173,430	118,696
122	Wages-Overtime	27	1,807	1,000	2,000
129	Other Wages	(130,788)	(142,458)	(215,571)	(222,038)
134	Longevity	530	430	650	730
135	Employee Relations	42,905	35,971	20,000	50,000
141	FICA - Employer Share	19,074	22,987	28,097	25,701
142	Health Insurance	80,719	97,236	129,725	106,423
143	Retirement - 401 City Match	10,723	13,619	16,528	15,118
144	Retirement - 457 City Match	4,079	5,085	12,855	11,758
147	Unemployment Insurance	-	-	-	3,000
148	Employee Education & Training	4,389	30,236	40,000	50,000
211	Postage	1,158	895	400	400
221	Printing, Stationery, Envelopes	1,512	3,928	4,000	4,000
231	Publication of Formal & Legal Notices	263	-	300	300
235	Membership, Registration Fees, Tuition	4,151	15,161	4,000	8,000
237	Advertising	2,387	2,583	2,000	2,000
259	Other Professional Services	88,920	42,482	145,411	100,000
260	Repair & Maintenance Service	-	78,214	93,000	130,000
280	Travel	4,264	8,806	6,000	10,000
287	Per Diem, Mileage Reimbursement	1,608	1,287	1,200	2,500
310	Office Supplies & Materials	4,102	5,936	3,700	2,500
312	Small Items of Equipment	-	1,936	1,500	1,500
320	Operating Supplies	499	2,762	1,000	1,000
323	Food	1,057	259	200	200
326	Clothing & Uniforms	210	627	250	300
376	Employee Relations - Thanksgiving	-	6,743	7,000	10,500
377	Employee Relations - Holiday	-	21,553	25,000	35,000
948	Computer Equipment	32,258	63,301	-	-
	Human Resources	**$ 422,732**	**$ 627,408**	**$ 693,876**	**$ 684,120**

Object Code	Description	Actual FY 2022-2023	Actual FY 2023-2024	Budget FY 2024-2025	Budget FY 2025-2026
41670	**Engineering**				
111	Salaries - Permanent Employees - Regular	57,892	127,332	124,463	168,553
121	Wages-Hourly	225,538	256,671	267,484	217,780
122	Wages-Overtime	917	1,473	2,000	2,000
128	Other Wages	-	(42,588)	-	-
129	Other Wages	(182,563)	(211,148)	(230,471)	(237,385)
132	Bonus Pay	-	-	4,258	2,191
134	Longevity	1,580	2,100	2,250	2,250
141	FICA - Employer Share	22,004	29,619	30,635	29,880
142	Health Insurance	89,123	105,891	132,636	124,907
143	Retirement - 401 City Match	8,585	16,824	18,020	17,576
144	Retirement - 457 City Match	2,420	4,628	14,016	13,670
147	Unemployment Insurance	825	-	-	-
148	Employee Education & Training	449	1,059	1,200	1,200
211	Postage	8	-	100	100
231	Publication of Formal & Legal Notices	-	-	200	200
235	Membership, Registration Fees, Tuition	35	365	1,500	1,500
241	Electric	6,335	5,778	6,000	6,000
242	Water	126	-	200	200
259	Other Professional Services	6,153	1,418	610,000	10,000
259	Other Professional Services	-	-	-	500,000
260	Repair & Maintenance Service	3,473	5,042	1,000	6,000
280	Travel	-	-	500	500
287	Per Diem, Mileage Reimbursement	44	-	300	300
310	Office Supplies & Materials	1,076	725	1,500	1,500
312	Small Items of Equipment	4,025	2,536	2,000	2,000
320	Operating Supplies	542	499	3,000	3,000
323	Food	-	180	400	400
324	Janitorial Supplies	-	337	300	300
326	Clothing & Uniforms	1,931	1,706	2,000	2,051
331	Gas, Oil, Diesel, etc.	3,681	3,916	3,500	4,000
533	Machinery & Equipment Rental	-	-	1,000	1,000
	Engineering	**$ 254,199**	**$ 314,363**	**$ 999,991**	**$ 881,675**

Object Code	Description	Actual FY 2022-2023	Actual FY 2023-2024	Budget FY 2024-2025	Budget FY 2025-2026
41680	**Information Technology**				
111	Salaries - Permanent Employees - Regular	191,287	207,763	220,795	227,419
121	Wages-Hourly	117,418	140,053	146,047	232,304
122	Wages-Overtime	-	19	-	3,250
129	Other Wages	(152,420)	(172,356)	(192,239)	(198,006)
132	Bonus Pay	-	-	2,384	4,769
134	Longevity	1,680	1,830	1,980	2,850
141	FICA - Employer Share	24,021	26,751	28,397	35,635
142	Health Insurance	62,950	63,404	67,235	107,398
143	Retirement - 401 City Match	11,881	15,725	16,704	20,962
144	Retirement - 457 City Match	6,971	9,637	12,992	16,304
211	Postage	63	72	50	50
231	Publication of Formal & Legal Notices	-	336	200	200
233	Subscriptions to Newspapers & Periodicals	20	153	500	3,140
235	Membership, Registration Fees, Tuition	12,581	14,109	16,500	20,000
245	Telephone & Cell Phones	251,868	282,858	250,000	300,000
260	Repair & Maintenance Service	133,954	108,614	153,000	160,000
260	Repair & Maintenance Service	-	-	-	18,000
260	Repair & Maintenance Service	-	-	-	7,500
260	Repair & Maintenance Service	-	-	-	15,000
310	Office Supplies & Materials	94	42	1,000	-
312	Small Items of Equipment	76,097	49,443	57,000	65,500
320	Operating Supplies	708	-	3,000	3,000
326	Clothing & Uniforms	576	201	800	1,350
331	Gas, Oil, Diesel, etc.	94	49	220	220
346	Communication Maintenance	52,772	49,174	50,000	51,000
529	Lease Vehicle	9	9	9	11,000
945	Communication Equipment Rutherford County	-	105,298	-	-
948	Computer Equipment	89,410	25,440	-	50,000
	Information Technology	**$ 882,034**	**$ 928,625**	**$ 836,575**	**$ 1,158,846**

Object Code	Description	Actual FY 2022-2023	Actual FY 2023-2024	Budget FY 2024-2025	Budget FY 2025-2026
41700	**Planning**				
111	Salaries - Permanent Employees - Regular	81,084	88,311	93,526	96,332
121	Wages-Hourly	-	-	-	57,733
129	Other Wages	-	42,588	-	-
134	Longevity	320	370	420	690
141	FICA - Employer Share	6,072	6,546	7,187	11,839
142	Health Insurance	23,571	22,077	32,748	58,448
143	Retirement - 401 City Match	3,702	3,986	4,228	6,964
144	Retirement - 457 City Match	-	-	3,288	5,416
148	Employee Education & Training	-	-	1,000	1,000
211	Postage	-	-	100	100
233	Subscriptions to Newspapers & Periodicals	-	-	100	100
235	Membership, Registration Fees, Tuition	11,091	10,945	11,500	12,000
259	Other Professional Services	14,080	-	-	-
280	Travel	377	-	500	800
287	Per Diem, Mileage Reimbursement	53	-	100	100
310	Office Supplies & Materials	274	254	300	300
323	Food	2,761	2,248	2,500	2,500
326	Clothing & Uniforms	542	780	600	600
331	Gas, Oil, Diesel, etc.	394	227	425	425
720	Grants/ Donations Other Institutions	26,423	27,336	28,000	33,500
	Planning	**$ 170,744**	**$ 205,669**	**$ 186,522**	**$ 288,847**

Object Code	Description	Actual FY 2022-2023	Actual FY 2023-2024	Budget FY 2024-2025	Budget FY 2025-2026
41710	**Codes Administration**				
111	Salaries - Permanent Employees - Regular	104,676	73,557	93,526	102,199
121	Wages-Hourly	95,210	116,677	92,670	100,713
122	Wages-Overtime	3,937	453	3,000	3,000
126	Wages-Inspector	275,416	231,991	339,682	374,712
132	Bonus Pay	-	1,471	-	-
134	Longevity	3,660	2,450	3,480	3,930
141	FICA - Employer Share	37,473	32,585	40,725	44,718
142	Health Insurance	174,406	180,337	253,507	225,899
143	Retirement - 401 City Match	17,006	17,139	23,956	26,305
144	Retirement - 457 City Match	1,596	3,660	18,633	20,459
148	Employee Education & Training	1,192	2,870	3,000	4,000
211	Postage	4,650	7,260	3,000	3,000
221	Printing, Stationery, Envelopes	-	-	400	400
235	Membership, Registration Fees, Tuition	1,341	798	1,200	5,000
241	Electric	6,335	5,778	6,000	6,000
242	Water	126	-	150	150
259	Other Professional Services	102	225	5,000	5,000
260	Repair & Maintenance Service	78,752	91,803	47,000	108,000
265	Repair & Maintenance Grounds	50	-	15,000	-
280	Travel	984	1,888	2,000	2,000
287	Per Diem, Mileage Reimbursement	517	355	400	500
310	Office Supplies & Materials	1,639	1,416	2,000	2,000
312	Small Items of Equipment	1,758	126	1,500	3,000
313	Books	142	173	500	2,500
320	Operating Supplies	313	1,012	1,500	1,500
323	Food	-	-	-	200
324	Janitorial Supplies	-	230	400	400
326	Clothing & Uniforms	2,521	2,730	3,000	3,000
331	Gas, Oil, Diesel, etc.	3,399	2,803	3,850	4,850
365	Condemnation	420	21,400	50,000	11,000
365	Condemnation	-	-	-	29,000
529	Lease Vehicle	-	-	10,702	10,702
529	Lease Vehicle	-	-	-	12,500
	Codes Administration	**$ 817,621**	**$ 801,188**	**$ 1,025,781**	**$ 1,116,638**

Object Code	Description	Actual FY 2022-2023	Actual FY 2023-2024	Budget FY 2024-2025	Budget FY 2025-2026
41810	**City Hall**				
221	Printing, Stationery, Envelopes	75	-	1,200	1,200
233	Subscriptions to Newspapers & Periodicals	688	701	700	700
241	Electric	19,538	22,074	24,000	24,000
242	Water	791	765	2,500	2,500
244	Gas	1,126	1,176	1,800	1,800
248	Communication Services-Comcast	2,409	1,000	2,500	2,500
259	Other Professional Services	500	500	5,000	5,000
260	Repair & Maintenance Service	5,442	10,106	15,000	15,000
266	Repair & Maintenance Building	18,223	6,854	15,000	15,000
310	Office Supplies & Materials	6,656	10,034	8,000	8,000
312	Small Items of Equipment	3,440	2,998	5,000	5,000
320	Operating Supplies	8,936	7,807	6,000	6,000
321	Agriculture & Horticulture Supplies	-	-	-	-
324	Janitorial Supplies	235	-	4,000	4,000
331	Gas, Oil, Diesel, etc.	-	-	200	200
378	Employee Relations-Retreat	2,215	598	15,000	15,000
510	Insurance	444,697	577,598	600,000	615,000
529	Lease Vehicle	-	-	10,320	10,320
533	Machinery & Equipment Rental	9,510	8,531	9,000	9,000
534	Nes Pole Fee	10,435	16,370	15,000	15,000
721	Grants-Non Profits	-	4,000,000	2,500,000	-
723	Grants/Donations Health Dept	4,000	4,000	4,000	4,000
920	Buildings	9,612	8,250,000	3,570,000	-
939	Other Improvements	2,242,078	328,672	150,000	750,000
939	Other Improvements	-	-	-	2,000,000
	City Hall	**$ 2,790,606**	**$ 13,249,784**	**$ 6,964,220**	**$ 3,509,220**

Object Code	Description	Actual FY 2022-2023	Actual FY 2023-2024	Budget FY 2024-2025	Budget FY 2025-2026
41920	**Special Project - Census**				
236	Public Relations	33,657	20,775	10,000	-
	Special Project - Census	**$ 33,657**	**$ 20,775**	**$ 10,000**	**$ -**

Object Code	Description	Actual FY 2022-2023	Actual FY 2023-2024	Budget FY 2024-2025	Budget FY 2025-2026
42100	**Police**				
111	Salaries - Permanent Employees - Regular	274,182	380,965	490,876	588,737
121	Wages-Hourly	4,190,197	3,796,928	4,615,291	4,886,116
122	Wages-Overtime	471,307	629,366	516,000	650,000
123	Wages-Clerical	427,478	570,973	803,798	796,957
124	Wages-Dispatcher	431,205	421,790	724,835	639,615
128	Wages-Other (Pay Supplement from POST)	44,000	34,400	46,000	46,000
130	Referral Pay	-	-	-	200
132	Bonus Pay	19,436	-	3,394	13,883
134	Longevity	31,640	26,960	30,080	30,880
138	Clothing Taxable Fringe	6,600	4,800	6,600	6,800
141	FICA - Employer Share	462,065	449,470	549,597	580,811
142	Health Insurance	1,825,266	1,963,192	2,631,478	2,834,325
143	Retirement - 401 City Match	245,251	247,734	323,292	341,654
144	Retirement - 457 City Match	83,940	112,560	251,450	265,731
147	Unemployment Insurance	55	1,934	-	-
148	Employee Education & Training	42,739	61,797	44,000	55,000
211	Postage	1,047	1,303	1,100	1,500
221	Printing, Stationery, Envelopes	847	2,498	4,000	4,000
223	Publications	-	31	1,000	1,000
231	Publication of Formal & Legal Notices	-	-	2,000	500
234	Subscriptions	19,014	40,740	21,000	22,500
235	Membership, Registration Fees, Tuition	6,503	10,827	9,000	9,000
236	Public Relations/Recruitment	2,577	3,601	4,000	8,000
241	Electric	45,650	44,869	49,500	49,500
242	Water	3,946	3,399	4,000	4,000
244	Gas	1,406	1,697	2,200	2,200
248	Communication Services-Comcast	-	-	1,800	1,800
259	Other Professional Services	71,268	117,618	25,000	85,000
260	Repair & Maintenance Service	185,960	179,876	225,000	230,000
261	Repair & Maintenance Vehicles	42,498	73,121	65,000	65,000
266	Repair & Maintenance Building	20,167	20,470	20,000	20,000
280	Travel	14,110	35,013	25,000	25,000
287	Meals & Per Diem	6,448	14,273	15,000	15,000
290	Dui Towing-Contractual Services	-	-	2,000	2,000
310	Office Supplies & Materials	32,744	30,921	30,000	30,000
312	Small Items of Equipment	43,195	770,847	120,000	120,000
312	Small Items of Equipment	-	-	-	60,000
320	Operating Supplies	22,245	26,014	20,000	20,000
322	Chemical, Laboratory, & Medical	400	4,954	2,000	2,000
323	Food	5,136	8,977	5,000	15,000
324	Janitorial Supplies	3,125	2,929	3,000	3,000
326	Clothing & Uniforms	42,536	77,687	70,000	70,000
327	Fire Arm Supplies	32,175	(14,828)	30,000	58,000
331	Gas, Oil, Diesel, etc.	210,779	171,058	200,000	200,000
345	Communication Lease & Metro Contract	32,148	31,328	52,000	52,000
529	Lease Vehicle	-	-	-	46,213
533	Machinery & Equipment Rental	6,473	7,904	7,500	7,500
718	Sex Offender Expense	280	-	2,000	2,000
785	Grants-Bullet Proof Vests	-	19,057	8,000	24,000

Object Code	Description	Actual FY 2022-2023	Actual FY 2023-2024	Budget FY 2024-2025	Budget FY 2025-2026
42100	**Police (Continued)**				
789	Other Grants, Crime Felony Accounts	-	(1,812)	3,000	3,000
796	K-9 Unit	12,777	6,470	10,000	10,000
799	Grants & Contribution Christmas	-	-	5,000	9,000
920	Buildings	27,366	-	1,255,656	-
944	Transportation Equipment	388,211	871,154	931,570	-
948	Computer Equipment	122,887	-	-	-
949	Other Machinery & Equipment	25,500	29,995	-	-
	Police	**$ 9,984,779**	**$ 11,294,862**	**$ 14,268,018**	**$ 13,014,421**

Object Code	Description	Actual FY 2022-2023	Actual FY 2023-2024	Budget FY 2024-2025	Budget FY 2025-2026
42200	**Fire Department**				
111	Salaries - Permanent Employees - Regular	3,295,805	3,535,398	4,369,706	4,713,057
121	Wages-Hourly	134,499	205,320	253,392	248,839
122	Wages-Overtime	83,628	163,234	151,500	235,000
128	Other Wages	42,400	44,000	50,400	55,200
130	Referral Pay	200	200	-	200
132	Bonus Pay	1,648	1,648	5,340	5,429
134	Longevity	18,300	19,270	21,300	22,320
141	FICA - Employer Share	275,709	300,642	367,295	399,270
142	Health Insurance	1,166,803	1,395,024	1,664,784	1,763,518
143	Retirement - 401 City Match	144,727	157,662	214,188	234,865
144	Retirement - 457 City Match	40,545	59,513	166,591	182,673
147	Unemployment Insurance	1,598	-	-	-
148	Employee Education & Training	62,025	42,481	85,000	85,000
211	Postage	65	74	500	500
221	Printing, Stationery, Envelopes	-	-	500	500
223	Publications	-	-	200	200
233	Subscription to Newspapers & Periodicals	-	580	200	200
235	Membership, Registration Fees, Tuition	11,316	6,614	8,500	8,500
236	Public Relations	4,549	188	5,000	5,000
241	Electric	23,451	25,152	29,700	50,000
242	Water	2,179	4,758	2,750	2,750
244	Gas	7,173	6,544	4,400	10,500
248	Communication Services-Comcast	2,419	1,657	5,000	3,000
259	Other Professional Services	3,993	1,810	98,000	36,000
260	Repair & Maintenance Service	41,164	49,052	43,000	50,000
261	Repair & Maintenance Vehicles	151,671	169,724	80,000	40,000
266	Repair & Maintenance Building	15,600	6,643	13,500	20,000
280	Travel	2,649	3,445	10,000	10,000
287	Per Diem, Mileage Reimbursement	2,247	4,096	6,000	4,000
310	Office Supplies & Materials	4,722	5,081	9,000	9,000
312	Small Items of Equipment	15,100	120,075	45,000	45,000
313	Books	3,442	3,377	8,000	8,000
320	Operating Supplies	16,925	20,464	25,000	25,000
322	Medical Supplies	16,962	19,093	20,000	20,000
323	Food	-	-	-	4,000
324	Janitorial Supplies	4,301	5,786	7,500	7,500
326	Clothing & Uniforms	50,526	56,050	50,000	55,000
329	PPE	47,834	73,709	85,000	50,000
331	Gas, Oil, Diesel, etc.	63,284	57,691	65,000	65,000
529	Lease Vehicle	1,000	6,000	6,000	6,000
533	Machinery & Equipment Rental	5,544	6,466	5,000	5,000
722	Fire Prevention	17,131	15,972	21,000	21,000
734	Emergency Services - Non Profit	-	34,228	16,000	35,000
788	Hazmat	5,909	1,677	10,000	10,000
920	Buildings	2,231,196	8,341,828	581,000	-
939	Other Improvements	-	37,000	200,000	700,000
940	Machinery & Equipment	-	-	-	230,000
944	Transportation Equipment	-	793,439	-	-
	Fire Department	**$ 8,020,239**	**$ 15,802,666**	**$ 8,810,245**	**$ 9,482,021**

Object Code	Description	Actual FY 2022-2023	Actual FY 2023-2024	Budget FY 2024-2025	Budget FY 2025-2026
43100	**Highways & Streets**				
111	Salaries - Permanent Employees - Regular	-	-	-	41,567
121	Wages-Hourly	298,223	344,458	448,469	461,920
122	Wages-Overtime	9,100	11,185	15,000	15,000
134	Longevity	2,060	1,360	1,650	1,950
141	FICA - Employer Share	26,977	26,919	35,582	39,813
142	Health Insurance	215,940	215,038	290,388	313,012
143	Retirement - 401 City Match	8,444	12,269	20,930	23,420
144	Retirement - 457 City Match	4,568	2,750	16,279	18,215
148	Employee Education & Training	1,096	2,490	2,000	2,000
211	Postage	-	-	100	100
221	Printing, Stationery, Envelopes	-	-	50	50
235	Membership, Registration Fees, Tuition	-	-	200	200
241	Electric	5,698	5,850	6,600	6,600
242	Water	314	313	770	770
244	Gas	792	898	1,100	1,100
259	Other Professional Services	490	-	400	400
260	Repair & Maintenance Service	6,805	6,880	20,000	20,000
265	Repair & Maintenance Grounds	-	-	500	500
266	Repair & Maintenance Building	2,273	642	1,000	1,000
268	Repair & Maintenance Roads & Streets	20,736	22,072	25,000	25,000
280	Travel	-	-	100	100
310	Office Supplies & Materials	3,397	2,877	2,200	2,200
312	Small Items of Equipment	12,422	51,592	3,000	3,000
320	Operating Supplies	26,392	25,072	25,000	30,000
323	Food	82	242	200	200
324	Janitorial Supplies	1,446	2,343	1,500	1,500
326	Clothing & Uniforms	7,426	7,758	7,000	7,000
331	Gas, Oil, Diesel, etc.	34,962	33,895	38,000	38,000
342	Sign Parts & Supplies	8,925	4,605	10,000	15,000
529	Lease Vehicle	-	-	10,702	10,702
533	Machinery & Equipment Rental	1,012	-	-	-
940	Machinery & Equipment	88,799	37,439	277,000	7,050
944	Transportation Equipment	-	223,921	200,000	-
	Highways & Streets	**$ 788,379**	**$ 1,042,866**	**$ 1,460,720**	**$ 1,087,370**

Object Code	Description	Actual FY 2022-2023	Actual FY 2023-2024	Budget FY 2024-2025	Budget FY 2025-2026
43170	**Fleet Maintenance**				
121	Wages-Hourly	169,568	178,841	182,053	187,514
122	Wages-Overtime	4,287	5,426	4,000	4,000
130	Referral Pay	100	-	-	-
134	Longevity	790	890	1,460	1,610
141	FICA - Employer Share	13,494	13,818	14,345	14,774
142	Health Insurance	70,050	66,231	97,456	106,812
143	Retirement - 401 City Match	6,780	8,327	8,438	8,691
144	Retirement - 457 City Match	2,154	2,885	6,563	6,759
148	Employee Education & Training	2,137	221	1,000	1,200
260	Repair & Maintenance Service	822	684	500	-
266	Repair & Maintenance Building	-	57	500	500
270	Fleet-Admin	2,885	3,800	2,000	2,000
271	Fleet-Codes	2,290	6,779	3,000	3,000
272	Fleet-Engineering	960	960	1,500	1,500
273	Fleet-Parks & Rec	12,685	16,039	13,000	13,000
274	Fleet-Police	122,865	135,993	100,000	135,000
275	Fleet-Streets	58,211	62,883	50,000	50,000
276	Fleet-Sewer	2,843	-	-	-
277	Fleet-Water	2,086	2,706	-	-
278	Fleet-Water Billing	-	-	-	-
281	Fleet-Maintenance	-	-	2,500	3,000
301	Fleet-Hazmat	-	-	500	1,500
302	Fleet-IT	192	671	500	500
303	Fleet-Seniors	-	-	500	500
305	Fleet-Stormwater	2,684	771	-	-
308	Fleet-Fire Dept	61,523	70,579	70,000	120,000
309	Fleet-City Hall	192	192	200	400
310	Office Supplies & Materials	36	118	300	300
312	Small Items of Equipment	20,955	7,409	12,000	12,000
320	Operating Supplies	24,853	25,686	25,000	25,000
324	Janitorial Supplies	-	-	200	200
326	Clothing & Uniforms	853	1,301	1,600	1,600
331	Gas, Oil, Diesel, etc.	9,981	11,110	13,000	13,000
944	Transportation Equipment	106,180	-	-	-
	Fleet Maintenance	**$ 702,456**	**$ 624,378**	**$ 612,115**	**$ 714,361**

Object Code	Description	Actual FY 2022-2023	Actual FY 2023-2024	Budget FY 2024-2025	Budget FY 2025-2026
44300	**Culture**				
721	Grant or Donation-Non Profit	47,835	54,259	58,259	63,250
	Culture	**$ 47,835**	**$ 54,259**	**$ 58,259**	**$ 63,250**

CITY OF LA VERGNE **NONPROFIT DONATIONS** **FY 2025-2026**

Fund	Function	Object	Nonprofit Organizations	FY 2024-2025	FY 2025-2026
110	44300	721	Carpe Artista	$12,500	$12,500
110	44300	721	Child Advocacy Center of Rutherford County	$8,000	$8,000
123	42129	729	Child Advocacy Center of Rutherford County	$8,000	$8,000
110	44300	721	Domestic Violence & Sexual Assault (DVSA)		$2,500
110	47100	250	Industrial Development Board	$10,000	$10,000
110	44300	721	MCHRA Meals on Wheels	$7,500	$11,750
110	44300	721	MCHRA Transportation	$1,000	$1,000
110	44300	721	No Longer Bound - Club Knockout	$25,000	$25,000
110	44300	721	Special Kids Inc		$2,500
123	42129	729	Tennessee Association of Chief of Police	$4,500	$4,500
			TOTAL	**$76,500**	**$85,750**

Object Code	Description	Actual FY 2022-2023	Actual FY 2023-2024	Budget FY 2024-2025	Budget FY 2025-2026
44400	**Parks & Recreation/Maint**				
111	Salaries - Permanent Employees - Regular	142,486	114,924	107,412	110,634
121	Wages-Hourly	732,719	765,640	895,698	942,845
122	Wages-Overtime	26,659	26,582	25,000	25,000
123	Wages-Clerical	45,719	34,286	46,003	47,383
129	Other Wages	(284,640)	(323,711)	(206,290)	(212,478)
130	Referral Pay	-	-	-	100
134	Longevity	5,970	6,280	6,070	7,320
141	FICA - Employer Share	75,966	72,404	82,634	86,688
142	Health Insurance	375,470	409,820	465,460	457,181
143	Retirement - 401 City Match	36,468	36,198	46,211	49,683
144	Retirement - 457 City Match	13,959	17,359	35,942	38,642
148	Employee Education & Training	2,480	1,890	2,500	4,000
211	Postage	6	-	300	300
221	Printing, Stationery, Envelopes	-	-	500	500
230	Public Relations 4th of July	24,773	42,756	35,000	40,000
231	Publication of Formal & Legal Notices	252	431	300	300
235	Membership, Registration Fees, Tuition	583	1,925	2,500	2,500
237	Advertising	7,002	15,548	10,000	12,500
238	Public Relations - Old Timers Days	44,153	42,343	45,000	45,000
241	Electric	48,641	45,328	55,000	55,000
242	Water	19,650	9,070	13,200	13,200
244	Gas	1,586	1,623	2,200	2,200
248	Comcast	174	-	-	-
259	Other Professional Services	1,230	65	1,000	1,000
260	Repair & Maintenance Service	66,419	17,837	45,000	45,000
261	Repair & Maintenance Vehicles	1,001	973	2,000	2,000
265	Repair & Maintenance Grounds	20,452	10,604	167,000	25,000
266	Repair & Maintenance Building	62,817	38,869	8,000	8,000
280	Travel	618	462	750	1,500
287	Per Diem, Mileage Reimbursement	551	67	400	400
310	Office Supplies & Materials	3,832	6,330	6,000	6,000
312	Small Items of Equipment	64,825	82,373	4,000	4,000
320	Operating Supplies	29,943	28,633	25,000	30,000
321	Agriculture & Horticulture Services	4,453	6,201	7,500	10,500
323	Food	294	312	300	500
324	Janitorial Supplies	6,757	8,156	6,500	6,500
326	Clothing & Uniforms	10,912	11,186	9,000	9,000
330	Repair & Maintenance Supplies	10,334	10,684	10,000	15,000
331	Gas, Oil, Diesel, etc.	16,892	15,481	16,000	16,000
529	Lease Vehicle	-	-	-	11,000
529	Lease Vehicle	-	-	-	11,000
533	Machinery & Equipment Rental	7,298	3,250	5,000	5,000
754	5K Run	6,559	5,801	8,000	10,000
756	Veteran's Memorial Services	475	382	700	700
757	Veteran's Memorial Wall Bricks	454	577	200	1,200
797	Other Softball Leagues	1,833	-	-	-
801	Other League Related Expenses	14,083	-	-	-
850	Programs	39,904	31,832	30,000	35,000
920	Buildings	-	25,541	-	-
939	Other Improvements	130,859	-	-	-
940	Machinery & Equipment	-	-	-	16,000
949	Other Machinery & Equipment	79,713	-	-	-
944	Transportation Equipment	-	47,351	-	-
	Parks & Recreation/Maint	**$ 1,902,584**	**$ 1,673,664**	**$ 2,022,990**	**$ 1,998,798**

Object Code	Description	Actual FY 2022-2023	Actual FY 2023-2024	Budget FY 2024-2025	Budget FY 2025-2026
44800	**Library**				
111	Salaries - Permanent Employees - Regular	128,229	136,761	123,827	147,944
121	Wages-Hourly	332,743	366,412	438,536	427,413
122	Wages-Overtime	9,045	6,496	4,000	4,000
132	Bonus Pay	-	-	-	1,353
134	Longevity	3,900	3,700	3,200	3,500
141	FICA - Employer Share	36,755	38,903	43,572	44,589
142	Health Insurance	160,325	162,663	197,950	155,666
143	Retirement - 401 City Match	11,793	15,019	16,895	17,598
144	Retirement - 457 City Match	1,753	2,506	13,140	13,687
148	Employee Education & Training	-	49	350	1,250
211	Postage	93	118	500	500
233	Subscriptions to Newspapers & Periodicals	6,621	12,087	10,000	13,000
235	Membership, Registration Fees, Tuition	209	765	1,000	1,000
237	Advertising	-	395	500	-
241	Electric	38,071	41,179	49,500	49,500
242	Water	456	451	880	880
244	Gas	4,563	2,115	2,200	2,200
248	Communication Services-Comcast	1,695	1,431	1,600	1,600
259	Other Professional Services	-	-	300	-
260	Repair & Maintenance Service	35,685	31,728	10,000	10,000
266	Repair & Maintenance Building	3,158	5,406	10,000	10,000
280	Travel	-	26	-	-
310	Office Supplies & Materials	3,928	3,233	8,500	8,500
312	Small Items of Equipment	37,758	18,326	5,000	5,000
313	Books	55,166	36,788	47,000	47,000
314	Audio Books/Electronic Audio	2,316	7,308	8,000	8,000
315	Video Tapes	983	6,037	2,500	2,500
317	Compact Discs	204	70	200	100
320	Operating Supplies	11,220	9,443	10,000	10,000
323	Food	1,324	1,363	500	500
324	Janitorial Supplies	3,169	2,715	2,200	2,200
348	Covid-19	218	-	-	-
533	Machinery & Equipment Rental	10,349	13,066	15,000	15,000
850	Programs	27,176	28,288	20,800	20,800
939	Other Improvements	51,692	-	-	-
	Library	**$ 980,597**	**$ 954,848**	**$ 1,047,650**	**$ 1,025,279**

Object Code	Description	Actual FY 2022-2023	Actual FY 2023-2024	Budget FY 2024-2025	Budget FY 2025-2026
47100	**Economic Development**				
111	Salaries - Permanent Employees - Regular	90,169	91,837	99,222	102,199
121	Wages-Hourly	109,913	94,109	116,148	119,632
122	Wages-Overtime	-	8,661	1,000	1,000
134	Longevity	910	1,060	1,310	1,410
138	Clothing Taxable Fringe	4,050	3,771	4,050	6,000
141	FICA - Employer Share	16,011	15,249	16,653	17,154
142	Health Insurance	70,267	58,203	87,723	82,657
143	Retirement - 401 City Match	7,646	9,052	9,796	10,091
144	Retirement - 457 City Match	1,618	2,391	7,619	7,848
148	Employee Education & Training	1,968	922	2,000	5,500
211	Postage	110	144	100	500
221	Printing, Stationery, Envelopes	244	-	200	100
235	Membership, Registration Fees, Tuition	2,790	849	7,000	7,000
236	Public Relations	6,651	3,348	5,000	5,000
237	Advertising	360	14,275	11,000	15,000
250	Industrial Development Board	10,000	10,000	10,000	10,000
259	Other Professional Services	79,562	85,930	80,000	80,000
280	Travel	19,686	21,847	30,000	30,000
287	Per Diem, Mileage Reimbursement	4,251	3,701	6,000	6,000
297	ICSC- Vegas	20,772	20,755	20,000	22,000
310	Office Supplies & Materials	317	74	500	900
312	Small Items of Equipment	-	-	-	3,000
320	Operating Supplies	58	60	-	-
323	Food	-	-	1,000	1,000
326	Clothing & Uniforms	-	216	-	500
331	Gas, Oil, Diesel, etc.	902	752	900	900
533	Machinery & Equipment Rental	1,187	87	1,500	2,000
727	Grants/Donations Chamber of Commerce	39,836	39,836	39,000	40,000
944	Transportation	30,050	-	-	-
	Economic Development	**$ 519,328**	**$ 487,129**	**$ 557,720**	**$ 577,392**

Object Code	Description	Actual FY 2022-2023	Actual FY 2023-2024	Budget FY 2024-2025	Budget FY 2025-2026
47200	**Public Relations**				
121	Wages-Hourly	150,976	158,300	160,555	83,504
122	Wages-Overtime	6,029	5,186	6,500	3,250
132	Bonus Pay	2,315	2,315	4,769	-
134	Longevity	990	1,040	1,090	70
141	FICA - Employer Share	12,436	12,577	13,228	6,642
142	Health Insurance	47,064	48,154	55,284	35,604
143	Retirement - 401 City Match	7,399	7,513	7,781	3,907
144	Retirement - 457 City Match	4,660	5,641	6,052	3,039
148	Employee Education & Training	549	-	2,500	2,500
211	Postage	472	-	-	-
221	Printing, Stationery, Envelopes	-	67	4,000	4,000
228	Public Relations - Pageant	-	-	-	-
234	Subscriptions	7,840	8,276	8,500	1,060
235	Membership, Registration Fees, Tuition	1,698	2,035	2,200	1,660
236	Public Relations	4,627	1,214	8,000	8,000
237	Advertising	7,256	2,654	4,000	4,000
239	Licensing	-	-	2,500	2,500
260	Repair & Maintenance Service	-	60	5,000	-
280	Travel	-	128	400	400
310	Office Supplies & Materials	-	-	-	200
312	Small Items of Equipment	900	11,933	12,000	10,000
320	Operating Supplies	231	5,065	5,000	5,000
326	Clothing & Uniforms	477	488	500	50
799	Christmas Kids & Seniors	3,000	2,778	-	-
940	Machinery & Equipment	38,066	-	-	-
	Public Relations	**$ 296,985**	**$ 275,425**	**$ 309,860**	**$ 175,386**

Object Code	Description	Actual FY 2022-2023	Actual FY 2023-2024	Budget FY 2024-2025	Budget FY 2025-2026
49000	**Debt Service**				
604	2015 Bond Issue Principal-($5,420,000)	255,000	260,000	270,000	275,000
606	2005 Bond Issue Principal - 311	198,750	210,000	217,500	-
618	2009 Bond Issue Principal - 121	545,000	550,000	-	-
624	2015 Bond Issue Interest ($5,420,000)	106,423	101,323	96,123	90,048
626	2005/2014 Bond Issue Interest - 311	15,131	10,163	5,438	-
627	2021 GO Bond Interest	487,150	457,400	426,150	393,400
641	2009 Bond Issue Interest - 121	42,710	22,000	-	-
651	Radio Console Replacement Principal	62,437	63,838	-	-
652	Radio Console Replacement Interest	2,832	1,432	-	-
680	2021 GO Bond Principal	595,000	625,000	655,000	690,000
691	Bank Service Charges	1,495	810	2,200	2,200
	Debt Service	**$ 2,311,928**	**$ 2,301,966**	**$ 1,672,411**	**$ 1,450,648**

Object Code	Description	Actual FY 2022-2023	Actual FY 2023-2024	Budget FY 2024-2025	Budget FY 2025-2026
51626	**Operating Transfers**				
761	Transfer to Capital Projects Parks	205,000	260,000	250,000	-
762	Transfer to Capital Projects Streets	-	-	6,000,000	2,000,000
763	Transfer to Drug Fund	30,000	30,000	30,000	30,000
768	Transfer to W/S Fund	1,500,000	-	-	-
769	Transfer to Senior Citizens Fund	161,151	174,538	200,000	279,750
	Operating Transfers	**$ 1,896,151**	**$ 464,538**	**$ 6,480,000**	**$ 2,309,750**
	TOTAL EXPENDITURES	**$ 34,781,592**	**$ 53,070,319**	**$ 50,074,502**	**$ 41,728,570**

REVENUES

Object Code	Description	Actual FY 2022-2023	Actual FY 2023-2024	Budget FY 2024-2025	Budget FY 2025-2026
33551	State Gasoline & Motor Fuel	$ 1,345,076	$ 1,354,108	$ 1,370,000	$ 1,417,440
36100	Interest Earnings	$ 181	$ 28,396	$ 200	$ 20,000
36350	Insurance Recoveries	$ 26,435	$ 33,892	$ 25,000	$ 5,000
36900	Other Financing Sources	$ -	$ 8,017	$ -	$ -
37840	Other Transfer from Fund Balance	$ -	$ -	$ (95,187)	$ -
	Total Revenues	**$ 1,371,692**	**$ 1,424,413**	**$ 1,300,013**	**$ 1,442,440**

EXPENDITURES

Object Code	Description	Actual FY 2022-2023	Actual FY 2023-2024	Budget FY 2024-2025	Budget FY 2025-2026
43100-247	Street Lighting	$ 329,168	$ 153,090	$ 200,000	$ 200,000
43100-259	Professional Service	$ -	$ 6,440	$ 75,000	$ -
43100-264	Repair & Maintenance - Guardrail	$ 67,975	$ 85,860	$ 50,000	$ 50,000
43100-264	Repair & Maintenance - Guardrail	$ -	$ -	$ -	$ 29,000
43100-268	Repair & Maintenance Road	$ 1,450,020	$ 972,184	$ 900,000	$ 1,160,000
43100-555	Bank Service Charge	$ 298	$ 1,352	$ 700	$ 700
49000-616	Principal Due - 2005/2014 Debt ($3,050,000)	$ 66,250	$ 70,000	$ 72,500	$ -
49000-634	Interest Due - 2005/2014 Debt ($3,050,000)	$ 5,044	$ 3,388	$ 1,813	$ -
	Total Expenditures	**$ 1,918,755**	**$ 1,292,313**	**$ 1,300,013**	**$ 1,439,700**

	Total Revenues	**$ 1,371,692**	**$ 1,424,413**	**$ 1,300,013**	**$ 1,442,440**
	Total Expenditures	**$ 1,918,755**	**$ 1,292,313**	**$ 1,300,013**	**$ 1,439,700**
	Surplus/(Deficit)	**$ (547,063)**	**$ 132,100**	**$ -**	**$ 2,740**

REVENUES

Object Code	Description	Actual FY 2022-2023	Actual FY 2023-2024	Budget FY 2024-2025	Budget FY 2025-2026
33400	State Grants	8,000	-	-	-
33710	Local Grant - Rutherford County	46,200	46,200	-	-
34803	Senior Citizens Activities	3,101	607	-	-
36100	Interest Earnings	19	2,944	-	3,000
36350	Insurance Recoveries	600	-	-	-
36718	Fundraiser - Other	4,490	1,206	-	-
36725	Contributions Other	350	6	-	-
36726	Contributions - Fall Festival	1,032	-	-	-
36727	State of TN-GNRC Grant	35,474	24,220	-	-
36731	Fundraiser - Hot Dog Sales	300	-	-	-
36961	Transfer in from General Fund	161,151	174,538	200,000	297,150
	Total Revenues	**260,717**	**249,722**	**200,000**	**300,150**

EXPENDITURES

Object Code	Description	Actual FY 2022-2023	Actual FY 2023-2024	Budget FY 2024-2025	Budget FY 2025-2026
44310	**Senior Citizens**				
129	Other Wages	145,411	144,530	-	-
241	Electric	6,550	5,694	6,500	6,000
242	Water	389	653	800	900
244	Gas	6,092	3,378	6,000	6,000
248	Comcast	1,132	1,286	1,750	1,500
259	Other Professional Services	-	38,333	230,000	279,750
260	Repair & Maintenance Service	1,341	1,881	4,000	2,000
266	Repair & Maintenance Building	1,376	1,314	1,500	1,500
287	Meals & Entertainment	140	1,961		
310	Office Supplies & Material	1,126	317		
312	Small Items of Equipment	6,320	2,936		
320	Operating Supplies	1,426	1,759		
323	Food	18,590	13,359		2,000
324	Janitorial Supplies	-	7		
330	Repair & Maintenance Supplies	86	-		
331	Gas, Oil, Diesel, Etc.	2,749	890		
555	Bank Service Charge	462	456	500	500
750	Programs, Music	10,605	4,352		
752	Senior Flower Fund	167	-		
920	Building	36,565	-		
939	Other Improvements	7,014	-		
	Total Expenditures	**247,541**	**223,106**	**251,050**	**300,150**

	Total Revenues	**260,717**	**249,722**	**200,000**	**300,150**
	Total Expenditures	**247,541**	**223,106**	**251,050**	**300,150**
	Surplus/(Deficit)	**13,176**	**26,615**	**(51,050)**	**-**

REVENUES

Object Code	Description	Actual FY 2022-2023	Actual FY 2023-2024	Budget FY 2024-2025	Budget FY 2025-2026
35110	State Court Fines & Cost	18,801	16,775	20,000	20,000
35131	Impound Fees	-	-	200	200
35200	Forfeits	5,611	49,290	30,000	10,000
36100	Interest Earnings	39	8,052	5,500	7,000
36521	Sale of Police Supplies & Materials	1,776	-	-	-
36900	Other Financing Sources	6,791	-	-	-
36961	Transfer in from General Fund	30,000	30,000	30,000	30,000
	Total Revenues	**63,018**	**104,117**	**85,700**	**67,200**

EXPENDITURES

Object Code	Description	Actual FY 2022-2023	Actual FY 2023-2024	Budget FY 2024-2025	Budget FY 2025-2026
42129	**Drug Fund**				
148	Employee Education & Training	2,369	2,255	10,000	10,000
235	Membership, Registration Fees	655	-	2,000	2,000
261	Repair & Maintenance Vehicle	-	-	1,000	1,000
290	Towing-Contractual Services	-	-	1,000	1,000
280	Travel	5,791	5,564	10,000	10,000
312	Small Items of Equipment	2,085	-	112,000	-
320	Operating Supplies	-	-	4,000	4,000
327	Firearms Supply	4,263	-	15,000	15,000
555	Bank Service Charge	841	1,014	1,100	1,100
729	Grant or Donation - Organizations	7,000	8,000	17,000	12,500
791	Grants & Contributions DARE	5,161	-	10,000	10,000
	Total Expenditures	**28,165**	**16,833**	**183,100**	**66,600**

	Total Revenues	**63,018**	**104,117**	**85,700**	**67,200**
	Total Expenditures	**28,165**	**16,833**	**183,100**	**66,600**
	Surplus/(Deficit)	**34,853**	**87,284**	**(97,400)**	**600**

REVENUES

Object Code	Description	Actual FY 2022-2023	Actual FY 2023-2024	Budget FY 2024-2025	Budget FY 2025-2026
33210	Federal Revenue Sharing	319,937	134,089	30,000	50,000
36100	Interest Earnings	72	13,577	5,000	5,000
37840	Operating Transfer from Fund Balance	-	-	-	675,750
	Total Revenues	**320,009**	**147,667**	**35,000**	**730,750**

EXPENDITURES

Object Code	Description	Actual FY 2022-2023	Actual FY 2023-2024	Budget FY 2024-2025	Budget FY 2025-2026
42179	**Equitable Sharing**				
260	Repair & Maintenance Services	-	23,415	-	-
312	Small Items of Equipment	-	331,566	157,200	27,500
312	Small Items of Equipment				327,000
555	Bank Service Charges	11	481	250	250
742	Undercover Operations	6,365	340	10,000	1,000
940	Equipment	-	-	80,000	375,000
	Total Expenditures	**6,376**	**355,803**	**247,450**	**730,750**

	Total Revenues	**320,009**	**147,667**	**35,000**	**730,750**
	Total Expenditures	**6,376**	**355,803**	**247,450**	**730,750**
	Surplus/(Deficit)	**313,633**	**(208,136)**	**(212,450)**	**-**

REVENUES					
Object Code	Description	Actual FY 2022-2023	Actual FY 2023-2024	Budget FY 2024-2025	Budget FY 2025-2026
36100	Interest Income	449	76,486	50,000	40,000
36520	Sale Assets	513	-	-	-
36900	Other Financing Sources	-	(376)	-	-
37711	Residential	580,200	588,887	575,000	730,000
37712	Non Residential	806,937	821,839	800,000	800,000
37791	Penalty & Fees	19,328	15,125	20,000	20,000
37840	Operating Transfer from Fund Balance	-	-	-	150,000
	Total Revenues	**1,407,427**	**1,501,961**	**1,445,000**	**1,740,000**

REVENUES					
Object Code	Description	Actual FY 2022-2023	Actual FY 2023-2024	Budget FY 2024-2025	Budget FY 2025-2026
EXPENDITURES					
Object Code	Description	Actual FY 2022-2023	Actual FY 2023-2024	Budget FY 2024-2025	Budget FY 2025-2026
55100	**Stormwater**				
111	Salaries - Permanent Employees - Regular	-	-	-	41,567
121	Wages-Hourly	402,305	448,958	489,366	475,873
122	Wages-Overtime	1,172	6,630	4,000	4,000
129	Other Wages	310,428	341,221	399,770	411,763
132	Bonus Pay	-	-	4,258	2,129
134	Longevity Pay	3,690	4,010	4,260	3,930
141	FICA-Employer Share	32,362	23,437	38,394	40,191
142	Health Insurance	174,014	180,115	229,835	243,168
143	Retirement - 401 City Match	18,133	20,659	22,585	23,642
144	Retirement - 457 City Match	2,098	3,300	17,566	24,625
148	Employee Education & Training	767	614	2,500	5,000
170	Fees	126	3,580	500	4,500
211	Postage	218	1,386	750	750
221	Printing, Stationery Envelopes	-	-	200	200
233	Subscriptions to Newspapers & Periodicals	-	-	200	200
235	Membership, Registration Fees, Tuition	2,425	755	2,500	2,500
236	Public Relations	6,403	4,428	12,500	8,000
237	Advertising	-	189	300	300
241	Electric	7,742	18,528	8,000	8,000
242	Water	218	420	500	500
245	Telephone & Cell Phones	2,085	2,080	3,000	3,000
248	Comcast	1,029	1,093	1,100	1,100
253	Accounting & Audit Services	5,563	5,800	5,500	5,500
259	Other Professional Services	32,195	3,529	96,150	96,150
260	Repair & Maintenance Service	14,286	17,685	20,000	20,000
261	Repair & Maintenance Vehicle	44,678	34,287	18,000	18,000
265	Ditch & Drainage Repair	28,882	16,844	20,000	20,000
266	Repair & Maintenance Building	2,110	3,221	5,000	5,000
280	Travel	-	-	1,000	1,000
287	Meals & Entertainment	-	16	500	500
307	Street Sweeper Maintenance	591	794	3,000	4,000
310	Office Supplies & Materials	3,592	4,630	4,000	4,000
312	Small Items of Equipment	2,911	5,282	5,000	5,000
320	Operating Supplies	38,667	11,792	40,000	40,000
323	Food	161	331	750	750
324	Janitorial	309	383	1,000	1,000
326	Clothing & Uniforms	5,620	4,122	5,000	5,000
331	Gas, Oil, Diesel, etc	15,150	19,884	16,000	16,000
346	Computer Maintenance	24,587	24,587	25,000	25,000
510	Insurance	87,976	109,680	120,000	135,875
529	Lease	6,000	6,000	6,000	-
533	Machinery & Equipment Rental	4,401	5,200	9,000	9,000
555	Bank Service Charge	340	3,345	1,500	1,500
920	Building	184,865	1,500,000	1,500,000	-
942	Construction & Maintenance Machinery	-	72,269	-	-
944	Transportation Equipment	-	46,884	150,000	150,000
	Total Expenditures	**1,468,099**	**2,957,968**	**3,294,484**	**1,868,213**

	Total Revenues	**1,407,427**	**1,501,961**	**1,445,000**	**1,740,000**
	Total Expenditures	**1,468,099**	**2,957,968**	**3,294,484**	**1,868,213**
	Surplus/(Deficit)	**(60,672)**	**(1,456,007)**	**(1,849,484)**	**(128,213)**

REVENUES

Object Code	Description	Actual FY 2022-2023	Actual FY 2023-2024	Budget FY 2024-2025	Budget FY 2025-2026
33400	State Grants	-	177,491	-	-
34315	Sidewalk Deposits	50,580	114,000	20,000	20,000
36100	Interest Income	349	58,346	20,000	50,000
36611	Road Impact Fees	836,584	1,727,427	500,000	700,000
33900	Other Financing Sources	164,211	-	-	-
36920	Bond Proceeds	-	-	-	25,000,000
37810	Transfer in From General Fund	-	-	6,000,000	2,000,000
37990	State Revenues	-	1	-	-
	Total Revenues	**1,051,724**	**2,077,264**	**6,540,000**	**27,770,000**

EXPENDITURES

Object Code	Description	Actual FY 2022-2023	Actual FY 2023-2024	Budget FY 2024-2025	Budget FY 2025-2026
43100	**Streets Capital Projects**				
555	Bank Service Charge	599	2,804	1,000	3,500
931-00182	Old Nashville Hwy Widening	530,666	244,907	75,000	75,000
931-00050	Fergus Road Improvement	39,479	-	-	-
931-00063	Blair Road West to Carothers	72,654	207,236	3,257,475	6,303,084
931-00064	South Waldron Widening	370,888	323,626	4,073,123	5,686,847
931-00055	Charter Place and Centerpointe Signal and Re-alignment	519,011	-	-	-
931-00046	Advanced Traffic Management System - CMAQ	-	177,491	204,550	204,550
639	2025 Bonds ($25,000,000)	-	-	-	1,875,000
640	2025 Bond Interest	-	-	-	-
931	Stones River Road @ CSX Crossing	169,948	-	-	-
	Total Expenditures	**1,703,245**	**956,063**	**7,611,148**	**14,147,982**

	Total Revenues	**1,051,724**	**2,077,264**	**6,540,000**	**27,770,000**
	Total Expenditures	**1,703,245**	**956,063**	**7,611,148**	**14,147,982**
	Surplus/(Deficit)	**(651,521)**	**1,121,201**	**(1,071,148)**	**13,622,018**

REVENUES

Object Code	Description	Actual FY 2022-2023	Actual FY 2023-2024	Budget FY 2024-2025	Budget FY 2025-2026
33500	State Revenue Allocations	8,748	5,934	-	-
36100	Interest Income	55	15,260	10,000	15,000
36613	Park Impact Fees	142,558	265,185	85,000	100,000
36714	Donations	-	500	-	-
37810	Transfer in From General Fund	205,000	260,000	250,000	-
37840	Operating Transfer from Fund Balance	-	-	-	151,200
	Total Revenues	**356,361**	**546,880**	**345,000**	**266,200**

EXPENDITURES

Object Code	Description	Actual FY 2022-2023	Actual FY 2023-2024	Budget FY 2024-2025	Budget FY 2025-2026
44400	**Parks Capital Projects**				
259	Professional Fees	210	1,700	-	-
555	Service Charge	554	1,282	1,000	1,200
939-00082	Mankin Park Improvement	-	-	150,000	-
939-00109	Hurricane Creek Greenway Phase II	21,479	-	410,000	-
939-00112	Brookside Park	40,937	9,102	563,000	-
939-00112	Brookside Park Playground	-	-	-	90,000
939-00116	Football Field LED Lighting	-	-	-	175,000
939-00114	Walking Trail Resurface	-	-	200,000	-
939	Veteran's Memorial Park Work Out Stations	-	65,441	-	-
113	Tennis Court Lights	70,000	-	-	-
	Total Expenditures	**133,180**	**77,525**	**1,324,000**	**266,200**

	Total Revenues	**356,361**	**546,880**	**345,000**	**266,200**
	Total Expenditures	**133,180**	**77,525**	**1,324,000**	**266,200**
	Surplus/(Deficit)	**223,181**	**469,355**	**(979,000)**	**-**

REVENUES

Object Code	Description	Actual FY 2022-2023	Actual FY 2023-2024	Budget FY 2024-2025	Budget FY 2025-2026
33400	State Grant	-	239,927	239,927	-
36100	Interest Income	62	12,083	6,000	8,000
36614	Impact Fees	161,800	165,221	100,000	100,000
37840	Operating Transfer from Fund Balance	-	-	-	467,595
	Total Revenue	**161,862**	**417,230**	**345,927**	**575,595**

EXPENDITURES

Object Code	Description	Actual FY 2022-2023	Actual FY 2023-2024	Budget FY 2024-2025	Budget FY 2025-2026
42100	**Police Impact Fees**				
312	Small Items of Equipment	-	-	-	40,000
555	Service Charge	305	933	700	900
944	Transportation Equipment	-	239,927	100,662	534,695
	Total Expenditures	**305**	**240,860**	**101,362**	**575,595**

	Total Revenues	**161,862**	**417,230**	**345,927**	**575,595**
	Total Expenditures	**305**	**240,860**	**101,362**	**575,595**
	Surplus/(Deficit)	**161,557**	**176,370**	**244,565**	**-**

REVENUES					
Object Code	Description	Actual FY 2022-2023	Actual FY 2023-2024	Budget FY 2024-2025	Budget FY 2025-2026
36615	Impact Fees	61,955	64,217	30,000	35,000
37840	Operating Transfer from Fund Balance	-	-	-	23,100
	Total Revenue	**61,955**	**64,217**	**30,000**	**58,100**

EXPENDITURES					
Object Code	Description	Actual FY 2022-2023	Actual FY 2023-2024	Budget FY 2024-2025	Budget FY 2025-2026
42200	**Fire Impact Fees**				
312	Small Items of Equipment	-	41,293	-	20,000
555	Service Charge	16	223	-	100
329	PPE	35,292	-	38,000	38,000
944	Transportation Equipment	-	38,086	-	-
	Total Expenditures	**35,308**	**79,602**	**38,000**	**58,100**

	Total Revenues	**61,955**	**64,217**	**30,000**	**58,100**
	Total Expenditures	**35,308**	**79,602**	**38,000**	**58,100**
	Surplus/(Deficit)	**26,647**	**(15,385)**	**(8,000)**	**-**

REVENUES					
Function	Description	Actual FY 2022-2023	Actual FY 2023-2024	Budget FY 2024-2025	Budget FY 2025-2026
33293	Federal Grand-ARPA	3,551,763	-	-	-
33440	State Grant	-	-	-	2,000,000
36212	Rent - Towerco	20,594	21,389	21,000	21,000
36350	Insurance Recoveries	-	24,420	-	-
36510	Sale-Gen Suppies	12,106	-	-	-
36520	Sale-Fixed Assets	11,611	-	-	-
36900	Other Financing Sources	-	-	1,000	1,000
37110	Metered Water Sales	5,681,688	5,819,436	8,300,000	9,213,000
37130	Fire Service & Hydrant Rental	68,005	65,858	65,000	65,000
37170	Water Inspection Fees	4,300	5,914	5,000	5,000
37171	Backflow Device Inspection	19,968	12,880	15,000	15,000
37172	Backflow Device Permit Fee	90	-	100	100
37185	Disconnect Fee	66,225	68,914	60,000	60,000
37191	Forfeited Discounts & Penalties	86,600	68,299	68,000	75,000
37195	Installation Charges/Service Fees	56,917	61,977	55,000	55,000
37198	Development Deposits	3,022	-	-	5,000
37199	Miscellaneous - Water	52,830	28,231	40,000	40,000
37210	Sewer Service Charges	7,481,129	7,766,633	7,800,000	8,190,000
37211	Sewer Service Charges Smyrna	-	-	-	11,000
37220	Sewer Inspection Fees	3,850	4,329	3,000	3,000
34221	Smyrna Sewer Inspection Fee	-	-	-	-
37291	Forfeited Discounts & Penalties	121,904	105,436	100,000	120,000
37299	Miscellaneous - Sewer	1,950	750	-	-
37494	Sale of Materials	1,917	-	-	-
37497	Recycling/ Scrap Revenues	-	-	-	-
37840	Transfer from Fund Balance	1,449,706	-	-	-
37910	Interest Earnings	2,494	377,081	250,000	250,000
37949	Irrigation Tap Fee	1,500	5,000	2,000	2,000
37950	Contributions-Water Tap Fees	213,500	163,436	160,000	200,000
37960	Contributions-Sewer Tap Fees	615,050	342,665	330,000	500,000
37961	Sewer Tap Fee - Blair Road Sewer Basin	-	-	-	-
37970	Contributions - Sewer Special Assessment/Impact Fee	-	-	1,850,000	-
37975	Water Meter Charge	70,915	38,342	40,000	40,000
38000	Donated Assets	660,862	-	-	-
	TOTAL REVENUE	**20,260,496**	**14,980,990**	**19,165,100**	**20,871,100**

	TOTAL EXPENSES	**12,643,937**	**13,391,197**	**16,644,888**	**17,580,130**
	NET INCOME	**7,616,559**	**1,589,793**	**2,520,212**	**3,290,970**

Object Code	Description	Actual FY 2022-2023	Actual FY 2023-2024	Budget FY 2024-2025	Budget FY 2025-2026
52100	**Water Treatment Plant**				
111	Wages-Salaried	-	-	-	-
121	Wages-Hourly	-	-	-	-
122	Wages-Overtime	-	-	-	-
129	Other Wages	178,349	200,055	242,998	250,288
241	Electric	361,884	327,054	330,000	339,900
242	Water	3,311	29,266	2,750	3,000
245	Telephone & Cell Phones	4,875	4,915	5,000	6,000
248	Public Works - Communication Services-Comcast	-	-	-	-
253	Accounting & Audit Services	5,230	5,800	5,000	6,380
254	Engineering	1,320	-	40,000	40,000
258	Fines & Penalties	-	-	3,000	3,000
259	Other Professional Serives	1,757,450	1,766,945	1,802,500	1,802,500
260	Repair & Maintenance Service	7,611	23,662	10,000	10,000
266	Repair & Maintenance Building	975	980	25,000	25,000
269	Water Storage Maintenance	37,797	39,498	40,000	40,000
312	Small Items of Equipment	-	21,347	20,000	20,000
312	Small Items of Equipment	-	-	-	50,000
312	Small Items of Equipment	-	-	-	12,000
312	Small Items of Equipment	-	-	-	25,000
322	Chemical, Laboratory, Medical	-	179,793	25,000	25,000
331	Gas, Oil, Diesel, etc	-	-	-	500
510	Insurance	88,129	109,680	120,000	120,000
540	Depreciation	646,368	639,324	650,000	700,000
596	Property Taxes-Cell Tower	1,119	1,255	1,500	1,500
940	Machinery & Equipment	-	-	520,000	-
	TOTAL WATER TREATMENT PLANT	**$ 3,094,418**	**$ 3,349,573**	**$ 3,842,748**	**$ 3,480,068**

Object Code	Description	Actual FY 2022-2023	Actual FY 2023-2024	Budget FY 2024-2025	Budget FY 2025-2026
52200	**Sewer Maintenance**				
111	Wages-Salaried	107,718	112,980	120,838	124,463
121	Wages-Hourly	412,482	450,997	492,286	508,252
122	Wages-Overtime	20,050	35,797	20,000	20,000
123	Wages-Clerical	32,682	33,665	44,683	46,023
128	Wages - Other	36,599	42,125	48,144	49,588
129	Other Wages	213,157	244,106	294,570	303,407
134	Longevity Pay	3,780	4,270	4,470	4,820
141	FICA Employer Share	45,033	48,324	52,194	53,822
142	Health	244,078	246,096	303,562	295,453
143	Retirement - 401 City Match	24,341	27,922	30,702	31,660
144	Retirement - 457 City Match	8,143	12,387	23,880	24,625
148	Employee Education & Training	2,787	1,225	3,000	3,000
211	Postage	60	128	300	300
221	Printing, Stationery, Envelopes	-	-	100	100
233	Subscriptions to Newspapers & Periodicals	-	-	200	200
235	Membership, Registration Fees	3,100	3,347	5,000	5,000
241	Electric	122,073	114,283	120,000	120,000
242	Water	834	890	1,030	1,030
243	Sewer	2,287,492	2,150,680	2,500,000	2,500,000
244	Gas	792	898	1,000	1,000
245	Telephone & Cell Phones	9,386	11,602	12,000	12,000
253	Accounting & Auditing Service	5,230	5,800	6,000	6,000
254	Architectural, Engineering Services	31,140	47,264	50,000	50,000
254	Architectural, Engineering Services	-	-	-	300,000
259	Other Professional Services	519	-	20,000	20,000
260	Repair & Maintenance Service	117,512	98,869	100,000	100,000
261	Repair & Maintenance Vehicles	1,996	1,919	5,000	5,000
266	Repair & Maintenance Building	8,320	1,279	10,000	10,000
268	Repair & Maintenance Roads	-	-	5,000	5,000
276	Fleet Sewer	38,692	44,320	35,000	45,000
280	Travel	-	-	500	1,000
287	Meals And Entertainment	-	-	-	-
310	Office Supplies & Materials	4,484	3,607	3,000	3,000
312	Small Items of Equipment	-	11,970	1,500	1,500
320	Operating Supplies	315,060	379,013	330,000	330,000
322	Chemical, Laboratory, Medical	285,910	381,762	325,000	400,000
323	Food	527	572	500	500
324	Janitorial	1,805	1,821	1,500	1,500
326	Clothing & Uniforms	7,107	7,494	7,000	7,000
331	Gas, Oil, Diesel, etc.	20,566	30,770	26,400	26,400
346	Computer Maintenance	7,868	7,868	8,000	8,000
510	Insurance	88,129	110,107	110,000	140,000
529	Lease	-	2,677	6,000	-
533	Machinery & Equipment Rental	1,614	3,780	7,500	7,500
540	Depreciation	826,444	897,464	890,000	1,125,000
940	Equipment	-	-	260,000	-
944	Transportation Equipment	-	-	121,400	-
949	Other Machinery & Equipment	-	-	200,000	-
	TOTAL SEWER MAINTENANCE	**$ 5,337,510**	**$ 5,580,078**	**$ 6,607,260**	**$ 6,697,143**

Object Code	Description	Actual FY 2022-2023	Actual FY 2023-2024	Budget FY 2024-2025	Budget FY 2025-2026
52300	**Water Maintenance**				
111	Wages-Salaried	88,650	96,402	99,222	102,199
121	Wages-Hourly	586,677	634,115	792,970	836,480
122	Wages-Overtime	23,217	30,361	53,000	53,000
128	Wages Other	(73,197)	(84,250)	(96,288)	(86,778)
129	Other Wages	213,157	254,406	294,570	255,077
130	Referral Pay	100	-	-	-
134	Longevity Pay	4,710	4,860	5,190	5,710
141	FICA Employer Share	54,505	57,908	72,704	82,660
142	Health Insurance	324,132	219,742	433,138	476,522
143	Retirement - 401 City Match	27,532	32,530	42,767	48,624
144	Retirement - 457 City Match	6,318	10,321	33,263	37,818
148	Education & Training	4,629	1,973	6,000	6,000
211	Postage	35	-	150	150
221	Printing, Stationery, Envelopes	-	-	200	200
235	Memberships, Registration Fees	13,194	13,525	13,500	13,500
241	Electric	93,789	93,397	100,000	110,000
242	Water	314	313	500	500
244	Gas	792	898	1,000	1,100
245	Telephone and Cell Phones	3,618	3,950	7,000	7,000
253	Accounting and Audit Services	5,230	5,800	6,000	7,600
254	Architectural & Engineering	49,749	52,171	70,000	70,000
254	Architectural & Engineering	-	-	-	206,250
259	Other Professional Services	40,690	53,136	35,000	50,000
260	Repair & Maintenance Service	(334,580)	(165,164)	50,000	50,000
266	Repair & Maintenance Building	3,592	999	10,000	10,000
268	Repair & Maintenance Roads	35,760	16,180	35,000	35,000
277	Fleet Water	28,831	58,014	30,000	30,000
280	Travel	-	3,048	-	500
287	Meals	-	323	-	1,000
310	Office Supplies & Materials	4,333	3,860	3,000	3,000
312	Small Items of Equipment	398	23,014	3,500	3,500
320	Operating Supplies	798,811	735,279	900,000	365,000
320	Operating Supplies	-	-	-	535,000
323	Food	391	594	500	500
324	Janitorial	1,445	1,821	1,500	1,500
326	Clothing & Uniforms	9,348	8,275	9,000	9,000
330	Repair & Maintenance Supplies	-	-	100	100
331	Gas, Oil, Diesel, etc	36,107	35,102	36,300	36,300
346	Computer Maintenance	7,868	7,868	8,000	8,000
392	Fire Hydrant Repair	1,074	-	150,000	-
510	Insurance	88,129	109,680	120,000	120,000
529	Lease	-	2,677	24,828	14,000
533	Machinery & Equipment Rental	1,554	3,390	5,000	5,000
540	Depreciation	929,269	950,898	960,000	1,200,000
555	Bank Service Charges	9,567	25,852	25,000	25,000
920	Buildings	-	-	-	-
940	Machinery & Equipment	-	-	317,000	-
944	Transportation Equipment	-	-	60,000	-
949	Other Machinery & Equipment	-		-	-
	TOTAL WATER MAINTENANCE	**$ 3,089,738**	**$ 3,303,265**	**$ 4,718,614**	**$ 4,736,013**

Object Code	Description	Actual FY 2022-2023	Actual FY 2023-2024	Budget FY 2024-2025	Budget FY 2025-2026
52316	**Water Billing & Collections**				
111	Water-Salaried	76,352	78,125	83,915	86,432
121	Wages-Hourly	63,910	77,206	46,003	47,383
122	Wages-Overtime	1,122	1,598	5,000	5,000
123	Wages-Clerical	127,360	124,665	176,918	223,052
128	Other Wages - Stormwater Allocation	(127,549)	(138,647)	(150,934)	(142,807)
129	Other Wages	271,293	303,774	355,575	366,243
134	Longevity Pay	1,370	1,250	1,670	2,040
141	FICA Employer Share	20,818	21,301	23,983	27,839
142	Health Insurance	104,019	93,662	108,755	141,638
143	Retirement - 401 City Match	9,552	12,001	14,108	16,376
144	Retirement - 457 City Match	2,194	4,733	10,973	12,737
148	Employee Education & Training	-	442	1,000	1,000
211	Postage	4,533	3,877	4,000	4,000
221	Printing, Stationery, Envelopes	-	-	1,000	1,000
245	Telephone & Cell Phones	-	-	1,000	1,000
253	Accounting & Audit Services	10,125	11,600	12,000	15,200
259	Other Professional Services	85,028	88,930	88,000	88,000
260	Repair & Maintenance Services	23,936	25,809	28,000	29,000
278	Fleet - Water Billing	192	192	1,000	1,000
298	Collection Fees	10,646	10,772	12,000	12,000
310	Office Supplies & Materials	3,336	4,242	4,000	4,000
312	Small Items of Equipment	720	168	-	-
320	Operating Supplies	18	121	1,500	1,500
323	Food	-	-	200	200
326	Clothing & Uniforms	863	685	600	600
331	Gas, Oil, Diesel, etc.	2,145	1,928	2,500	2,500
346	Computer Maintenance	8,851	8,851	9,000	9,000
510	Insurance	88,129	109,680	120,000	120,000
540	Depreciation	5,067	5,067	13,000	13,000
	TOTAL WATER BILLING & COLLECTION	**$ 794,030**	**$ 852,032**	**$ 974,766**	**$ 1,088,932**

Object Code	Description	Actual FY 2022-2023	Actual FY 2023-2024	Budget FY 2024-2025	Budget FY 2025-2026
52320	**Non-Operating Expenses**				
356	ARPA Service Charge	7,500	-	-	-
632	Interest on Revenue Anticipated Note	-	-	-	-
638	Interest on Bonded Debt - Existing	216,000	207,751	300,000	300,000
638	Interest on Bonded Debt - New	-	-	-	1,076,473
690	Bond Interest Costs	-	-	-	-
691	Bank Service Charge	750	750	1,500	1,500
741	Bad Debt Expense	103,991	97,747	200,000	200,000
	TOTAL NON-OPERATING	**$ 1,127,338**	**$ 1,163,347**	**$ 1,489,266**	**$ 2,679,905**
	TOTAL EXPENSES	**$ 13,443,034**	**$ 14,248,296**	**$ 17,632,654**	**$ 18,682,062**

FUND 110 - GENERAL FUND

CARRYOVER ITEMS		2025-2026
Engineering Department	ADA Transition Plan (Required by TDOT) (From FY 2024-2025 Budget)	$500,000
Codes Department	Condemnation / Structure Demolition (From FY 2024-2025 Budget)	$29,000
	Total	$529,000

* In Progress

5/1/2025

FUND BALANCE ITEMS		2025-2026
Operating Transfers	Transfer to Streets Capital Projects Fund for New Bond Issue	$2,000,000
	Total	**$2,000,000**

EXISTING BOND ITEMS		2025-2026
PD Expansion - City Hall Building	City Hall Remodel / Add Bathrooms (Architectural, Engineering and Construction in FY 25-26 and/or FY 26-27)	$750,000
PW-CDS Facility Buildout	Move City Hall Offices to PW-CDS Facility (Planning, Engineering & Architecture in FY 25-26 and/or FY 26-27)	$2,000,000
Fire Department	Fire Station #43 Remodel (Architectural, Engineering and Construction in FY 25-26)	$700,000
	Total	**$3,450,000**

NEW CAPITAL / ONE TIME REQUESTS		2025-2026	2026-2027	2027-2028	2028-2029	2029-2030
City Administrator Department	Motorola Radio Replacements (City-wide portables and mobiles) ($375k for LPD, $230k for LFD, $7,050 each for CA and Streets)	$7,050				
	Total	**$7,050**	**$0**	**$0**	**$0**	**$0**
City Recorder Department	Complete Municipal Code Update		$20,000			
	Total	**$0**	**$20,000**	**$0**	**$0**	**$0**
Finance Department	Budgeting Software (First Year Implementation/Software Cost) (Annual recurring cost of $45,000)	$95,000				
	New Local Govt. Server		$15,000			
	Total	**$95,000**	**$15,000**	**$0**	**$0**	**$0**
I.T. Department	One (1) Ford Explorer SUV (Proposed Lease)	$11,000				
	Laserfiche Server	$15,000				
	Fifty (50) Computers	$50,000	$50,000			
	Total	**$76,000**	**$50,000**	**$0**	**$0**	**$0**
Codes Department	One (1) New Ford F150 - Lease Vehicle	$12,500				
		$12,500	**$0**	**$0**	**$0**	**$0**

							2030-2031	2031-2032	2032-2033	2033-2034	2034-2035	2035-2036
Police Department	Flock ALPR	$60,000										
	New Police Station (Engineering, Architecture - FY 2030-2031)(Construction - FY 2031-2032 and FY 2032-2033)(Bond Issue)						$3,000,000	$20,000,000	$20,000,000			
	Total	**$60,000**	**$0**	**$0**	**$0**	**$0**	**$3,000,000**	**$20,000,000**	**$20,000,000**	**$0**	**$0**	**$0**
Fire Department - Facilities	Additional Parking - FS #41 - Across Street on ONH		$440,000									
	Public Safety Training Facility (Combined with LPD)				$3,000,000							
	Total	**$0**	**$440,000**	**$0**	**$3,000,000**	**$0**	**$0**	**$0**	**$0**	**$0**	**$0**	**$0**
Fire Department - Vehicles	One (1) New Utility Vehicle - Side-by-Side		$30,000									
	Boat for Water Rescue			$30,000								
	Total	**$0**	**$30,000**	**$30,000**	**$0**	**$0**	**$0**	**$0**	**$0**	**$0**	**$0**	**$0**
Fire Department - Fire Station #44	New Fire Station #44 (Planning / Architectural / Engineering - FY 32-33) (Construction - FY 33-34)								$450,000	$7,000,000		
	One (1) New 100' Ladder Truck for Fire Station #44 (Order in FY 30-31 with ETA in 36-60 months)						Order			$2,000,000		
	One (1) New Mini Pumper for Fire Station #44 (Order in FY 31-32 with ETA in 24-36 months)							Order		$700,000		
	Eighteen (18) New Personnel - Fire Station #44 (Firefighters, Engineers, Lieutenants)									$1,800,000		
	Eighteen (18) Full Sets of PPE - Fire Station #44									$100,000		
	Total	**$0**	**$0**	**$0**	**$0**	**$0**	**$0**	**$0**	**$450,000**	**$11,600,000**	**$0**	**$0**
Fire Department - Relocate Fire Station #42	New Fire Station #42 - Relocate to Mason/Bain - 8,000 sf, 2 bays, 2 story (Architect FY 34-35, Construction FY 35-36)										$350,000	$4,000,000
	Three (3) Additional New Personnel - Fire Station #42 (FY 35-36) - $310,000											$310,000
	Three (3) Full Sets of PPE - Fire Station #42 (FY 35-36) - $16,500											$16,500
	Total	**$0**	**$0**	**$0**	**$0**	**$0**	**$0**	**$0**	**$0**	**$0**	**$350,000**	**$4,326,500**
Fire Department PPE and Communications	Individual Station Dispatching		$150,000									
	Motorola Radio Replacements (City-wide portables and mobiles) ($375k for LPD, $230k for LFD, $7,050 each for CA and Streets)	$230,000										
	SCBA Replacement (45 units including all ancillary appliances)		$1,000,000									
	Ten (10) New Radios - New FS 44, 42 and personnel			$20,000	$20,000	$20,000						
	PPE Replacement Cycle - Beginning in FY 29-30 - $80,000 per year for five years					$80,000	$80,000	$80,000	$80,000	$80,000		
	Total	**$230,000**	**$1,150,000**	**$20,000**	**$20,000**	**$100,000**	**$80,000**	**$80,000**	**$80,000**	**$80,000**	**$0**	**$0**

		2025-2026	2026-2027	2027-2028	2028-2029	2029-2030	2030-2031	2031-2032	2032-2033	2033-2034	2034-2035	2035-2036
Fire Department - Replacement Plan	One (1) New Replacement Pumper (Order in FY 25-26 with ETA in 24-36 months)	Order		$1,000,000								
	One (1) New Replacement Engine 42 (Order in FY 26-27 with ETA in 36-60 months)		Order			$1,000,000						
	One (1) New Replacement Engine 43 (Order in FY 27-28 with ETA in 36-60 months)(FY 30-31 - $1,000,000)			Order			$1,000,000					
	One (1) New Replacement Tower (Order in FY 28-29 with ETA in 36-60 months)(FY 31-32 - $2,500,000)				Order			$2,500,000				
	One (1) New Replacement SUV - CRR Team (Replace 2014 Tahoe)		$60,000									
	One (1) New Replacement Reserve Vehicle (Replace 2012 Chevy Tahoe)		$100,000									
	One (1) New Replacement Pickup - CRR Team (Replace 2018 Chevy)			$75,000								
	One (1) New Replacement Pickup - Batt 41 (Replace 2021 Chevy Tahoe)			$100,000								
	One (1) New Replacement Pickup - CRR Team (Replace 2018 Ford)			$100,000								
	Total	**$0**	**$160,000**	**$1,275,000**	**$0**	**$1,000,000**	**$1,000,000**	**$2,500,000**	**$0**	**$0**	**$0**	**$0**
Total Fire Department		**$230,000**	**$1,780,000**	**$1,325,000**	**$3,020,000**	**$1,100,000**	**$1,080,000**	**$2,580,000**	**$530,000**	**$11,680,000**	**$350,000**	**$4,326,500**
Street Department	Motorola Radio Replacements (City-wide portables and mobiles) ($375k for LPD, $230k for LFD, $7,050 each for CA and Streets)	$7,050										
	Total	**$7,050**	**$0**	**$0**	**$0**	**$0**						
Parks & Recreation Department	One (1) Single Cab, 3/4 Ton Pick-Up Truck - Gooseneck Hitch - Replace 2002 Chevy 2500 (Possible Lease)	$11,000										
	One (1) Single Cab, 3/4 Ton Pick-Up Truck - Replace 2006 GMC 2500 (Possible Lease)	$11,000										
	Replace Swing Set at Veterans Park	$16,000										
	Artificial Christmas Tree (City Hall for Parade of Lights Event)		$25,000									
	Christmas Photo Op Display (City Hall for Parade of Lights Event)		$10,000									
	Total	**$38,000**	**$35,000**	**$0**	**$0**	**$0**						
TOTAL NEW CAPITAL / ONE TIME REQUESTS		**$525,600**	**$1,900,000**	**$1,325,000**	**$3,020,000**	**$1,100,000**	**$4,080,000**	**$22,580,000**	**$20,530,000**	**$11,680,000**	**$350,000**	**$4,326,500**

PERSONNEL REQUESTS (Positions Estimated at Step 4 with Benefit Costs of $35,604, unless specified)		2025-2026	2026-2027	2027-2028	2028-2029	2029-2030
City Recorder Department	One (1) FT City Recorder (Grade K)		$114,351			
Finance Department	Accounts Payable Coordinator (Grade I)	$98,381				
Engineering Department	One (1) FT Assistant City Engineer (Grade L) (To be hired 1/1/2026) ($123,801 - full year)	$61,901				
I.T. Department	One (1) FT Systems Specialist (Grade I)		$98,381			
Police Department	One (1) FT Parking Enforcement Officer (Grade E)		$75,500			
	Five (5) FT Patrol Officers (Grade H, Step 1) ($130,041 each) (To be hired 1/1/26)	$325,103				
Fire Department	One (1) FT Inspector - CRR Office (Grade I)		$98,381			
	One (1) FT Admin Position - EMS/Logs Chief (Grade K)			$114,351		
	One (1) FT Training Lieutenant (Grade J)					$105,914
Street Department	One (1) FT Streets/Stormwater Manager (Grade L) (Split with Stormwater Fund)	$61,901				
TOTAL PERSONNEL REQUESTS		**$547,286**	**$386,613**	**$114,351**	**$0**	**$105,914**

TOTALS FOR GENERAL FUND		2025-2026	2026-2027	2027-2028	2028-2029	2029-2030	2030-2031	2031-2032	2032-2033	2033-2034	2034-2035	2035-2036
Carryover Items		$529,000										
Fund Balance Items		$2,000,000										
Existing Bond Items		$3,450,000										
New Capital / One Time Requests		$525,600	$1,900,000	$1,325,000	$3,020,000	$1,100,000	$4,080,000	$22,580,000	$20,530,000	$11,680,000	$350,000	$4,326,500
Personnel Requests		$547,286	$386,613	$114,351	$0	$105,914	$0	$0	$0	$0	$0	$0
	Grand Total - New Requests	**$1,072,886**	**$2,286,613**	**$1,439,351**	**$3,020,000**	**$1,205,914**	**$4,080,000**	**$22,580,000**	**$20,530,000**	**$11,680,000**	**$350,000**	**$4,326,500**

FUND 121 - STATE STREET AID FUND

STREET PAVING		2025-2026	2026-2027	2027-2028	2028-2029	2029-2030
Street Department	Street Paving	$1,160,000				
	Guardrail Project on Old Waldron Road	$29,000				
	Total	**$1,189,000**				

FUND 126 - EQUITABLE SHARING FUND

NEW CAPITAL / ONE TIME REQUESTS		2025-2026	2026-2027	2027-2028	2028-2029	2029-2030
Police Department	Patrol Rifle Replacements (25 per year for 3 years)	$27,500	$27,500	$27,500		
	Motorola Radio Replacements (City-wide portables and mobiles) ($375k for LPD, $230k for LFD, $7,050 each for CA and Streets)	$375,000				
	Emergency Communications Upgrades	$327,000				
	Total - New Requests	**$729,500**	**$27,500**	**$27,500**	**$0**	**$0**

FUND 127 - STORMWATER CONTROL FUND

CARRYOVER ITEMS		2025-2026	
Stormwater Management	One (1) Replacement Dump Truck	$150,000	* In Progress
	Total	**$150,000**	

PERSONNEL REQUESTS (Positions Estimated at Step 4 with Benefit Cost of $35,604)		2025-2026	2026-2027	2027-2028	2028-2029	2029-2030
Stormwater Management	One (1) Street/Stormwater Supervisor (Split with General Fund) (Grade L)	$61,901				
	Total	**$61,901**	**$0**	**$0**	**$0**	**$0**

TOTALS FOR STORMWATER CONTROL FUND		2025-2026	2026-2027	2027-2028	2028-2029	2029-2030
Carryover Items		$150,000				
Personnel Requests		$61,901	$0	$0	$0	$0
	Total - New Requests	**$61,901**	**$0**	**$0**	**$0**	**$0**

FUND 311 - STREETS CAPITAL PROJECTS FUND

CARRYOVER ITEMS		2025-2026	
Projects	CMAQ Grant - Advanced Traffic Management System (City portion of grant.)	$204,550	* In Progress
	Total	**$204,550**	

PROJECTS		2025-2026	2026-2027	2027-2028	2028-2029	2029-2030	2030-2031
Ongoing Projects	Blair Road West to Carothers (Bond issue in FY 2025-2026)	$6,303,084	$5,767,500				
	South Waldron Road Widening (Bond issues in FY 2025-2026 and FY 2027-2028)	$5,686,847	$6,501,429	$11,377,501	$6,501,429	$4,876,072	$3,250,715
	Total - Ongoing Projects	**$11,989,932**	**$12,268,929**	**$11,377,501**	**$6,501,429**	**$4,876,072**	**$3,250,715**

FUND 313 - PARKS CAPITAL PROJECTS FUND

NEW CAPITAL / ONE TIME REQUESTS		2025-2026	2026-2027	2027-2028	2028-2029	2029-2030
Parks & Recreation Department	Brookside Park - Playground Equipment	$90,000				
	Football Field LED Lighting	$175,000				
	Greenway Extension		$410,000	$400,000	$200,000	
	Soccer Park				$500,000	
	Total - New Requests	**$265,000**	**$410,000**	**$400,000**	**$700,000**	**$0**

FUND 321 - POLICE IMPACT FEE FUND

NEW CAPITAL / ONE TIME REQUESTS		2025-2026	2026-2027	2027-2028	2028-2029	2029-2030
Police Department	Five (5) Pursuit Vehicles with Equipment ($106,939 Each)	$534,695				
	Motorola Radios for Five (5) New Officers	$40,000				
	Total - New Requests	**$574,695**	**$0**	**$0**	**$0**	**$0**

FUND 322 - FIRE IMPACT FEE FUND

CARRYOVER ITEMS		2025-2026	
Fire Department	PPE / Turnout Gear for New Positions	$38,000	* In Progress
	Total	$38,000	

NEW CAPITAL / ONE TIME REQUESTS		2025-2026	2026-2027	2027-2028	2028-2029	2029-2030
Fire Department	One (1) Fire Extinguisher Training Prop	$20,000				
	One (1) New SUV - CRR Inspector		$50,000			
	One (1) Full Set PPE - Admin Chief		$5,500			
	One (1) New SUV - EMS/Logs Chief			$75,000		
	One (1) Command Vehicle - Mobile Dispatch for Fire and Police					??
	One (1) Full Set PPE - Training Lieutenant					$5,500
	Total - New Requests	$20,000	$55,500	$75,000	$0	$5,500

TOTALS FOR FIRE IMPACT FEE FUND		2025-2026	2026-2027	2027-2028	2028-2029	2029-2030
Carryover Items		$38,000				
New Capital / One Time Requests		$20,000	$55,500	$75,000	$0	$5,500
	Total - New Requests	$58,000	$55,500	$75,000	$0	$5,500

FUND 413 - WATER AND SEWER FUND

CARRYOVER ITEMS		2025-2026	
Water Treatment Plant	Automatic Transfer Switch Replacement at Water Intake	$200,000	* In Progress
	New Coagulant Pumps	$50,000	
Sewer Department	Waldron Road Pump Station Rehab - CTI Working on Design	$350,000	
	Total	$600,000	

NEW CAPITAL / ONE TIME REQUESTS		2025-2026	2026-2027	2027-2028	2028-2029	2029-2030
Water Treatment Plant	New Side Weir Box Coating	$25,000				
	Arc Flash Study (Waiting on quote)	??				
	Filter and Blowdown Actuators		$375,000			
	High Service Pumps		$750,000			
	Vacuum Chamber on Filters 1-4		$50,000			
	Replace Tube Settlers in Super Pulsators			$1,000,000		
	Replace Stairs going to Basement			??		
	Online Instrumentation for Manganese			$70,000		
	Online Instrumentation for Phosphate			$20,000		
	Replace Roll Up Doors			$50,000		
	Replace Lagoon Pumps				$150,000	
	Repair Walls in Bleach Room				??	
	Keyless Entry to Doors				$50,000	
	Automatic Gate at Back Exit and Water Intake				$32,100	
	Concrete Entire Lagoon					$50,000
	Replace Metal Siding by Bleach Fill Station					??
	Upgrade Heaters/Exhaust Fans					??
	Fix Sinkhole Outside Phosphate Room					??
Sewer Department	One (1) New Sewer Line Camera Truck	$320,000				
	One (1) New Ford Transit Medium Roof Cargo Van - Lift Station Technician (Replace F250)	$80,000				
TOTAL NEW CAPITAL / ONE TIME REQUESTS		$425,000	$1,175,000	$1,140,000	$232,100	$50,000

PERSONNEL REQUESTS (Positions Estimated at Step 4 with Benefit Cost of $35,604)		2025-2026	2026-2027	2027-2028	2028-2029	2029-2030
Water Department	One (1) Utilities Manager (Grade L)	$123,801				
TOTAL PERSONNEL REQUESTS		$123,801	$0	$0	$0	$0

TOTALS FOR WATER AND SEWER FUND		2025-2026	2026-2027	2027-2028	2028-2029	2029-2030
Carryover Items		$600,000				
New Capital / One Time Requests		$425,000	$1,175,000	$1,140,000	$232,100	$50,000
Personnel Requests		$123,801	$0	$0	$0	$0
	Grand Total - New Requests	$548,801	$1,175,000	$1,140,000	$232,100	$50,000

CITY OF LA VERGNE FEE SCHEDULE

Name / Purpose of Fee	2025 - 2026	2024 - 2025	2023 - 2024	LMC / Ordinance Reference
City Recorder				
● Beer Sales				
* Beer Permit Application Fee	$250	$250	$250	LMC 8-307
* Beer Privilege Tax (Annual)	$100	$100	$100	LMC 8-319
* Civil penalty in lieu of suspension (each offense of making or permitting to be made any sales to minors, or for any other offense)	not to exceed $1,000 per offense	not to exceed $1,000 per offense	not to exceed $1,000 per offense	LMC 8-320
* Special Event Beer Permit Application Fee	$250	$250	$250	LMC 8-324
● Filing of Ethics Complaint	$200	$200	$200	LMC 4-612 / Resolution #2007-07
● Packaged Liquor Stores				
* Certificate of Compliance Application	$250	$250	$250	LMC 8-104
* Inspection Fee	max allowed by TCA	max allowed by TCA	max allowed by TCA	LMC 8-113
* Inspection Fee Penalty	10% of inspection fee due	10% of inspection fee due	10% of inspection fee due	LMC 8-113
* Violations of LMC Title 8 Chapter 1	$50	$50	$50	LMC 8-116
● Liquor - Hotels, Restaurants, Etc. (Liquor-By-The-Drink)				
* Privilege Tax (Selling alcoholic beverages for consumption on the premises)				
- Caterers (including any restaurant or hotel that engages in the business of selling alcoholic beverages for consumption at locations other than the licensed premises)	$500	$500	$500	LMC 8-204
- Community Theater	$300	$300	$300	LMC 8-204
- Convention Center	$500	$500	$500	LMC 8-204
- Hotel and Motel	$1,000	$1,000	$1,000	LMC 8-204
- Limited service restaurant, based on gross sales of prepared food				
• At least 30% but not more than 50% gross sales	$2,000	$2,000	$2,000	LMC 8-204
• At least 20% but not more than 30% gross sales	$3,000	$3,000	$3,000	LMC 8-204
• At least 15% but not more than 20% gross sales	$4,000	$4,000	$4,000	LMC 8-204
• 0% but not more than 15% gross sales	$5,000	$5,000	$5,000	LMC 8-204
- Private Club	$300	$300	$300	LMC 8-204
- Restuarant, according to seating capacity on licensed premises				
• 40 through 74 seats	$650	$650	$650	LMC 8-204
• 75 through 125 seats	$750	$750	$750	LMC 8-204
• 126 through 175 seats	$925	$925	$925	LMC 8-204
• 176 through 225 seats	$975	$975	$975	LMC 8-204
• 226 through 275 seats	$1,100	$1,100	$1,100	LMC 8-204
• 276 seats and over	$1,200	$1,200	$1,200	LMC 8-204
- Theater	$300	$300	$300	LMC 8-204
- Wine-only Restuarant, according to seating capacity on licensed premises				
• 40 through 125 seats	$120	$120	$120	LMC 8-204
• 126 through 175 seats	$150	$150	$150	LMC 8-204
• 176 through 225 seats	$160	$160	$160	LMC 8-204
• 226 through 275 seats	$180	$180	$180	LMC 8-204
• 276 seats and over	$200	$200	$200	LMC 8-204
* Delinquent Privilege Tax - Interest	1.5% per month until paid	1.5% per month until paid	1.5% per month until paid	LMC 8-204(4)
● Public Records Request				
* Copy onto CD or DVD	$1	$1	$1	LMC 20-407
* Electronic	Labor when time exceeds 1 hour	Labor when time exceeds 1 hour	Labor when time exceeds 1 hour	LMC 20-407
* Inspection Only	No charge	No charge	No charge	LMC 20-407
* Outside Vendor Used	costs assessed by vendor	costs assessed by vendor	costs assessed by vendor	LMC 20-407
* Large Scale Maps, Plats, Aerial Photos and Drawings	$2 per square foot	$2 per square foot	$2 per square foot	LMC 20-407
* Paper Copy				
• Black and White Copies (letter and legal size)	$0.15 per page	$0.15 per page	$0.15 per page	LMC 20-407
• Color Copies (letter and legal size)	$0.50 per page	$0.50 per page	$0.50 per page	LMC 20-407
* Payment in Advance is Required for Public Records Requests	when costs exceeds $50	when costs exceeds $50	when costs exceeds $50	
● Transient Vendor Permit Application	$50	$50	$50	LMC 9-104(2)
● Solicitation Commercial Permit Application	$250 (non-refundable)	$250 (non-refundable)	$250 (non-refundable)	LMC 9-1007
* Solicitation Commercial Permit Renewal	$100 (non-refundable)	$100 (non-refundable)	$100 (non-refundable)	LMC 9-1009
* Solicitor ID Badge Application	$75 per person	$75 per person	$75 per person	LMC 9-1007
* Solicitor ID Badge Renewal	$75 per person	$75 per person	$75 per person	LMC 9-1009
* Solicitation Permit Violation	not more than $50 per offense	not more than $50 per offense	not more than $50 per offense	LMC 9-1023
● Storm Water Variance Application	$100	$100	$100	

CITY OF LA VERGNE FEE SCHEDULE

Name / Purpose of Fee	2025 - 2026		2024 - 2025		2023 - 2024		LMC / Ordinance Reference
Codes Department							
• Impact Fees							
*** Fire Impact Fees**	**Maximum Fee per Unit**	**100% Assessment Rate**	**Maximum Fee per Unit**	**100% Assessment Rate**	**Maximum Fee per Unit**	**100% Assessment Rate**	
Land Use Type (Unit)							
- Day Care Center (per 1,000 sf)	$63	$63	$63	$63	$62	$62	Ord. #2020-18
- Elementary/High School (per 1,000 sf)	$63	$63	$63	$63	$62	$62	Ord. #2020-18
- Hospital (per 1,000 sf)	$63	$63	$63	$63	$62	$62	Ord. #2020-18
- Industrial (per 1,000) sf	$44	$44	$44	$44	$43	$43	Ord. #2020-18
- Mini-Warehouse (per 1,000 sf)	$18	$18	$18	$18	$18	$18	Ord. #2020-18
- Mobile Home Park (per Pad)	$193	$193	$193	$193	$189	$189	Ord. #2020-18
- Multi-Family (per Dwelling)	$161	$161	$161	$161	$157	$157	Ord. #2020-18
- Nursing Home (per 1,000 sf)	$63	$63	$63	$63	$62	$62	Ord. #2020-18
- Office/Institutional (per 1,000 sf)	$102	$102	$102	$102	$100	$100	Ord. #2020-18
- Place of Worship (per 1,000 sf)	$63	$63	$63	$63	$62	$62	Ord. #2020-18
- Retail/Commercial (per 1,000 sf)	$106	$106	$106	$106	$104	$104	Ord. #2020-18
- Single-Family Detached (per Dwelling)	$213	$213	$213	$213	$208	$208	Ord. #2020-18
- Warehouse (per 1,000 sf)	$18	$18	$18	$18	$18	$18	Ord. #2020-18
*** Park Impact Fee**	**Maximum Fee per Unit**	**100% Assessment Rate**	**Maximum Fee per Unit**	**100% Assessment Rate**	**Maximum Fee per Unit**	**100% Assessment Rate**	
Land Use Type (Unit)							
- Mobile Home Park (per Pad)	$1,190	$1,190	$1,190	$1,190	$1,163	$1,163	Ord. #2020-18
- Multi-Family (per Dwelling)	$981	$981	$981	$981	$959	$959	Ord. #2020-18
- Single-Family Detached (per Dwelling)	$1,307	$1,307	$1,307	$1,307	$1,278	$1,278	Ord. #2020-18
*** Police Impact Fees**	**Maximum Fee per Unit**	**100% Assessment Rate**	**Maximum Fee per Unit**	**100% Assessment Rate**	**Maximum Fee per Unit**	**100% Assessment Rate**	
Land Use Type (Unit)							
- Day Care Center (per 1,000 sf)	$166	$166	$166	$166	$162	$162	Ord. #2020-18
- Elementary/High School (per 1,000 sf)	$166	$166	$166	$166	$162	$162	Ord. #2020-18
- Hospital (per 1,000 sf)	$166	$166	$166	$166	$162	$162	Ord. #2020-18
- Industrial (per 1,000) sf	$117	$117	$117	$117	$114	$114	Ord. #2020-18
- Mini-Warehouse (per 1,000 sf)	$49	$49	$49	$49	$48	$48	Ord. #2020-18
- Mobile Home Park (per Pad)	$508	$508	$508	$508	$497	$497	Ord. #2020-18
- Multi-Family (per Dwelling)	$421	$421	$421	$421	$412	$412	Ord. #2020-18
- Nursing Home (per 1,000 sf)	$166	$166	$166	$166	$162	$162	Ord. #2020-18
- Office/Institutional (per 1,000 sf)	$270	$270	$270	$270	$264	$264	Ord. #2020-18
- Place of Worship (per 1,000 sf)	$166	$166	$166	$166	$162	$162	Ord. #2020-18
- Retail/Commercial (per 1,000 sf)	$279	$279	$279	$279	$273	$273	Ord. #2020-18
- Single-Family Detached (per Dwelling)	$561	$561	$561	$561	$548	$548	Ord. #2020-18
- Warehouse (per 1,000 sf)	$49	$49	$49	$49	$48	$48	Ord. #2020-18
*** Road Impact Fees**	**Maximum Fee per Unit**	**70% Assessment Rate**	**Maximum Fee per Unit**	**70% Assessment Rate**	**Maximum Fee per Unit**	**100% Assessment Rate**	
Land Use Type (Unit)							
- Day Care Center (per 1,000 sf)	$4,514	$3,160	$4,514	$3,160	$4,514	$4,514	Ord. #2020-18
- Elementary/High School (per 1,000 sf)	$1,700	$1,190	$1,700	$1,190	$1,700	$1,700	Ord. #2020-18
- Hospital (per 1,000 sf)	$4,237	$2,966	$4,237	$2,966	$4,237	$4,237	Ord. #2020-18
- Industrial (per 1,000) sf	$2,061	$1,443	$2,061	$1,443	$2,061	$2,061	Ord. #2020-18
- Mini-Warehouse (per 1,000 sf)	$920	$644	$920	$644	$920	$920	Ord. #2020-18
- Mobile Home Park (per Pad)	$2,461	$1,723	$2,461	$1,723	$2,461	$2,461	Ord. #2020-18
- Multi-Family (per Dwelling)	$3,602	$2,521	$3,602	$2,521	$3,602	$3,602	Ord. #2020-18
- Nursing Home (per 1,000 sf)	$2,585	$1,810	$2,585	$1,810	$2,585	$2,585	Ord. #2020-18
- Office/Institutional (per 1,000 sf)	$5,474	$3,832	$5,474	$3,832	$5,474	$5,474	Ord. #2020-18
- Place of Worship (per 1,000 sf)	$2,744	$1,921	$2,744	$1,921	$2,744	$2,744	Ord. #2020-18
- Retail/Commercial (per 1,000 sf)	$7,255	$5,079	$7,255	$5,079	$7,255	$7,255	Ord. #2020-18
- Single-Family Detached (per Dwelling)	$4,646	$3,252	$4,646	$3,252	$4,646	$4,646	Ord. #2020-18
- Warehouse (per 1,000 sf)	$1,065	$746	$1,065	$746	$1,065	$1,065	Ord. #2020-18
• Miscellaneous							
* Application fee for the construction of cellular antenna towers for cellular telecommunications services or personal	$1,000		$1,000		$1,000		Zoning Ordinance 4.120(B)
* Construction Board of Adjustments and Appeals Application (non-refundable)	$100		$100		$100		LMC 12-1305
• Permits							
* Blasting Permits	$100		$100		$100		LMC 7-403
* Building Permits							
- Building Permit Extension or Renewal							
• All other	$150		$150		$150		
• Industrial	$300		$300		$300		
• Residential/Multifamily	$55		$55		$55		
- Complete Building or Build Out							
• All other	$0.38/sf		$0.35/sf		$0.35/sf		LMC 12-103
• Industrial	$0.38/sf		$0.35/sf		$0.35/sf		LMC 12-103
• Residential/Multifamily	$0.38/sf		$0.35/sf		$0.35/sf		LMC 12-103
- Re-inspection Fee	$50		$25		$25		LMC 12-103
* Deck Permit	$100		$50		$50		LMC 12-103
* Demolition Permit	$100		$100		$100		LMC 12-103
* Driveway Permit	$100		$60		$60		LMC 16-302

CITY OF LA VERGNE FEE SCHEDULE

Name / Purpose of Fee	2025 - 2026	2024 - 2025	2023 - 2024	LMC / Ordinance Reference
* Fence Permit	$100	$60	$60	LMC 12-103
* Moving of Houses, Structures or Buildings	Application fee of $50.00; Police Escort Fee of $200 per hour with a $200 minimum charge.	Application fee of $50.00; Police Escort Fee of $200 per hour with a $200 minimum charge.	Application fee of $50.00; Police Escort Fee of $200 per hour with a $200 minimum charge.	LMC 16-502
* Mechanical				
- Residential				
• Single Family Dwelling	$40	$40	$40	LMC 12-503
• Multi-Family Dwelling	$40	$40	$40	LMC 12-503
- Commercial and Industrial (base fee)	$10	$10	$10	LMC 12-503
• Additional fees				
▫ Fee for inspecting heating, ventilating, ductwork, air conditioning and refrigeration systems	$10 for the first $1,000, or fraction thereof, of valuation of the installation plus $2.00 for each additional $1,000 or fraction thereof	$10 for the first $1,000, or fraction thereof, of valuation of the installation plus $2.00 for each additional $1,000 or fraction thereof	$10 for the first $1,000, or fraction thereof, of valuation of the installation plus $2.00 for each additional $1,000 or fraction thereof	LMC 12-503
▫ Fee for inspecting repairs, alterations and additions to an existing system	$5 for the first $1,000, or fraction thereof, of valuation of the installation plus $2.00 for each additional $1,000 or fraction thereof	$5 for the first $1,000, or fraction thereof, of valuation of the installation plus $2.00 for each additional $1,000 or fraction thereof	$5 for the first $1,000, or fraction thereof, of valuation of the installation plus $2.00 for each additional $1,000 or fraction thereof	LMC 12-503
▫ Fee for inspecting boilers (based upon BTU input)				
33,000 BTU to 165,000 BTU	$5	$5	$5	LMC 12-503
165,001 BTU to 300,000BTU	$10	$10	$10	LMC 12-503
300,001 BTU to 1,165,000 BTU	$15	$15	$15	LMC 12-503
1,165,001 BTU to 3,300,000 BTU	$25	$25	$25	LMC 12-503
Over 3,300,000 BTU	$35	$35	$35	LMC 12-503
* Plumbing				
- Commercial/Industrial (base fee)	$100	$100	$100	LMC 12-203
- Plus the following when provided (in addition to base fee)				
• For each plumbing fixture, floor drain or trap (including water and drainage piping)	$3	$3	$3	LMC 12-203
• For each house sewer	$5	$5	$5	LMC 12-203
• For each house sewer being replaced or repaired	$5	$5	$5	LMC 12-203
• For each cesspool	$5	$5	$5	LMC 12-203
• For each septic tank or drain field	$10	$10	$10	LMC 12-203
• For each water heater and/or vent	$2.50	$2.50	$2.50	LMC 12-203
• For installation, alteration, or repair of water piping and/or water treating equipment	$5	$5	$5	LMC 12-203
• For repair or alteration of drainage or vent piping	$5	$5	$5	LMC 12-203
• For vacuum breakers or backflow protective devices installed subsequent to the installation of the piping or equipment served				
▫ One to five	$2.50	$2.50	$2.50	LMC 12-203
▫ Over five, each	$1.50	$1.50	$1.50	LMC 12-203
- Residential (base fee)				
• 1 1/2 bath	$75	$75	$75	LMC 12-203
• 2 bath	$85	$85	$85	LMC 12-203
• 2 1/2 bath	$90	$90	$90	LMC 12-203
• 3 bath	$95	$95	$95	LMC 12-203
• 3 1/2 bath	$105	$105	$105	LMC 12-203
• 4 bath	$115	$115	$115	LMC 12-203
• 4 1/2 bath	$125	$125	$125	LMC 12-203
• 5 bath	$135	$135	$135	LMC 12-203
* Mobile Food Service Permit				
• Application Fee	$100	$100	$100	LMC 9-905
• Enforcement Fine	$50	$50	$50	LMC 9-905
• Permit Reinstatement Fee	$50	$50	$50	LMC 9-905
• Reapplication Fee After Revocation of Permit	$50	$50	$50	LMC 9-905
* Sign Permit	$50 plus $1.00 per square foot of surface area	$50 plus $1.00 per square foot of surface area	$50 plus $1.00 per square foot of surface area	Zoning Ordinance 4.070(D)(3)
* Sign Permit (Temporary)	$25	$25	$25	Zoning Ordinance 4.070(D)(3)
* Sign Permit (Relocation or Moving)	$25	$25	$25	Zoning Ordinance 4.070(D)(3)
* Swimming Pool Permit	$50	$50	$50	LMC 12-103
* Technology Fee	$15 per permit			
* Temporary Use	$50	$50	$50	Zoning Ordinance 8.040
* Temporary Use for a Fireworks Tent	$850	$500	$500	LMC 7-604 / Zoning Ordinance 8.040
• Plan Review				
* Complete building or build out	$0.18/sf	$0.18/sf	$0.18/sf	LMC 12-103
* Shell	$0.09/sf	$0.09/sf	$0.09/sf	LMC 12-103

CITY OF LA VERGNE FEE SCHEDULE

Name / Purpose of Fee	2025 - 2026	2024 - 2025	2023 - 2024	LMC / Ordinance Reference
Court Fines and Fees				
● Fees				
* Court Administration				
- Appearance Bond	$60	$60	$60	LMC 3-501
- Appeal Bond	$250	$250	$250	LMC 3-502
- City Litigation Tax	$13.75	$13.75	$13.75	LMC 3-310
- Contempt of Court	$50	$50	$50	LMC 3-307
- Court Costs	$96.25 ($1.00 of the court costs shall be forwarded by the court clerk to the state treasurer to be used by the administrative office of the courts for training and continuing education courses for municipal court judges and municipal court clerks.)	$96.25 ($1.00 of the court costs shall be forwarded by the court clerk to the state treasurer to be used by the administrative office of the courts for training and continuing education courses for municipal court judges and municipal court clerks.)	$91.25 ($1.00 of the court costs shall be forwarded by the court clerk to the state treasurer to be used by the administrative office of the courts for training and continuing education courses for municipal court judges and municipal court clerks.)	LMC 3-306
- Electronic Traffic Citation Fee		$5	$5	LMC 3-312 / TCA 55-1-207(e)
• Distribution of Fee (Internally)				
▫ Retained by the Court Clerk		$1	$1	LMC 3-312 / TCA 55-1-207(e)
▫ Transmitted Monthly to the Police Department		$4	$4	LMC 3-312 / TCA 55-1-207(e)
• Sunset provision		The electronic traffic citation fee established herein shall terminate five years from September 1, 2019, and the citation fee shall not apply to any citation issued on or after September 1, 2024.	The electronic traffic citation fee established herein shall terminate five years from September 1, 2019, and the citation fee shall not apply to any citation issued on or after September 1, 2024.	LMC 3-312 / TCA 55-1-207(e)
- Issuing subpoena	$20	$20	$20	LMC 3-602
- Obtaining a city warrant	$30	$30	$30	LMC 3-602
- Second and consecutive continuances	$10	$10	$10	LMC 3-602
- Service charge for non-criminal fingerprinting	$5	$5	$5	LMC 3-602
- Storage:				
• All vehicles up to 1 ton capacity per day	$10	$10	$10	LMC 3-602
• Vehicles over 1 ton capacity per day	$25	$25	$25	LMC 3-602
• Items in evidence room per day	$7	$7	$7	LMC 3-602
- Traffic School	$50	$50	$50	LMC 3-602
● Fines				
- All other violations	Up to $50 per offense	Up to $50 per offense	Up to $50 per offense	LMC 3-601
- Animal Control-Running at Large	$50	$50	$50	LMC 3-601, 10-101, 10-203
- Anti-Noise Regulation	$50	$50	$50	LMC 3-601, 11-202
- Careless Driving	$50	$50	$50	LMC 3-601, 15-103
- Child Restraint Devices	$50	$50	$50	LMC 3-601, TCA 55-9-602
- Commercial License Required	$50	$50	$50	LMC 15-801, TCA 55-50-404
- Discharge of Firearm Within City Limits	$50	$50	$50	LMC 11-403
- Disregard Traffic Sign	$50	$50	$50	LMC 3-601, TCA 55-8-109
- Disregard Traffic Signal	$50	$50	$50	LMC 3-601, TCA 55-8-110
- Disturbing the Peace	$50	$50	$50	LMC 11-201
- Driver License - Address Change Required - 10 days	$25	$25	$25	TCA 55-50-333
- Driver License - Driving without License	$50	$50	$50	TCA 55-50-301
- Driver License - Expired	$50	$50	$50	TCA 55-50-337
- Driver License - Not in Possession	$25	$25	$25	TCA 55-50-351
- Driver License - TN DL Required after 30 Days	$25	$25	$25	TCA 55-4-120
- Driver License - Wrong/Improper Type for Vehicle	$50	$50	$50	TCA 55-50-331
- Failure to Dim Headlights	$25	$25	$25	TCA 55-9-407
- Failure to Give Proper Signal	$25	$25	$25	LMC 3-601, TCA 55-8-143
- Failure to Use Headlights (Dark/Rain/Fog)	$25	$25	$25	LMC 3-601, TCA 55-9-406
- Failure to Yield	$50	$50	$50	LMC 3-601, TCA 55-5-128 or 130
- Failure to Yield to Emergency Vehicle	$50	$50	$50	TCA 55-8-132
- Financial Responsibility	$50	$50	$50	LMC 3-601, 15-1002, TCA 55-12-139
- Following Too Closely	$50	$50	$50	TCA 55-8-124
- Glaring or Dazzling Lights	$25	$25	$25	TCA 55-9-407
- High occupancy vehicle lane violation	Fine shall not exceed $50, nor more than $10 in court cost	Fine shall not exceed $50, nor more than $10 in court cost	Fine shall not exceed $50, nor more than $10 in court cost	LMC 3-601
- Improper Passing	$50	$50	$50	TCA 55-8-117
- Improper Passing - School, Youth, Church Bus Loading/Unloading	$50	$50	$50	TCA 55-8-151
- Interference with Traffic	$50	$50	$50	LMC 11-503
- Light law violation	$25	$25	$25	LMC 3-601, TCA 55-9-402
- Littering	$50	$50	$50	LMC 16-107
- Miscellaneous Traffic Control Sign, etc.	$50	$50	$50	LMC 15-107
- Motorcycle - Goggles or Windshield Required	$25	$25	$25	TCA 55-9-304
- Motorcycle - Headlight On	$25	$25	$25	TCA 55-8-164
- Motorcycle - Headlight Required	$25	$25	$25	TCA 55-9-403
- Motorcycle - Mirror/Footrests Required	$25	$25	$25	TCA 55-9-305
- Muffler Violation	$25	$25	$25	TCA 55-9-202
- No Passing Zone	$50	$50	$50	TCA 55-8-121
- Obedience to Signal Indicating Train	$50	$50	$50	TCA 55-8-144

CITY OF LA VERGNE FEE SCHEDULE

Name / Purpose of Fee	2025 - 2026	2024 - 2025	2023 - 2024	LMC / Ordinance Reference
- Obstructing Streets, Alleys or Sidewalks	$50	$50	$50	LMC 3-601, 16-101
- Open Container - Alcohol	$50	$50	$50	LMC 11-101
- Parking Violations (No Court Costs)				
• If paid within 14 days	$10	$10	$10	LMC 3-601, LMC 15-706
• If paid after 14 days	$20	$20	$20	LMC 3-601, LMC 15-706
- Parking Violation - Fire Lane / Hydrant	$50	$50	$50	LMC 3-601, TCA 55-9-302
- Parking Violation - Handicap Parking	$50	$50	$50	LMC 3-601, TCA 55-21-108
- Parking Violation - Vehicle over 15,000 lbs	$25	$25	$25	LMC 16-115
- Peddler Permit Required	$50	$50	$50	LMC 9-102
- Registration - Expired	$25	$25	$25	LMC 3-601, TCA 55-4-104
- Registration - Improper Display of Plate - 1st Offense (No Court Cost)	$10	$10	$10	TCA 55-4-110
- Registration - Improper Display of Plate - 2nd Offense (No Court Cost)	$20	$20	$20	TCA 55-4-110
- Registration - Must be in Vehicle	$25	$25	$25	TCA 55-4-108
- Registration - TN Required after 30 Days	$25	$25	$25	TCA 55-4-120
- Registration - Unregistered Vehicle	$25	$25	$25	TCA 55-3-102
- Seat belt violations:				
• 1st offense	$30	$30	$30	LMC 3-601, TCA 55-9-603
• 2nd offense	$50	$50	$50	LMC 3-601, TCA 55-9-603
- Speeding				
• 1-10 MPH over speed limit	$10	$10	$10	LMC 3-601, TCA 55-8-152
• 11-20 MPH over speed limit	$15	$15	$15	LMC 3-601, TCA 55-8-152
• 21+ MPH over speed limit	$20	$20	$20	LMC 3-601, TCA 55-8-152
- Texting while Driving	$50	$50	$50	TCA 55-8-199
- Throwing Missles	$50	$50	$50	LMC 11-402
- Traffic citation	Up to $50 per offense	Up to $50 per offense	Up to $50 per offense	LMC 15-706
- U-Turn Violation	$50	$50	$50	
- Vehicle equipment violation	$10	$10	$10	LMC 3-601
- Vehicle Losing Load	$50	$50	$50	LMC 3-601, TCA 55-7-109
- Window Tint Violation	$25	$25	$25	LMC 3-601, TCA 55-9-203

CITY OF LA VERGNE FEE SCHEDULE

Name / Purpose of Fee	2025 - 2026	2024 - 2025	2023 - 2024	LMC / Ordinance Reference
Engineering Department				
● Miscellaneous				
* Reclamation Bond	$65,000	$65,000	$65,000	Zoning Ordinance 5.054.5
● Permits				
* Land Disturbance				
- Minor (less than 1 acre)	$50	$50	$50	LMC 14-305
- Major (1 acre or greater)	$350	$350	$350	LMC 14-305
● Plan Review				
* Construction Drawing	$55.00 plus $22.00 per dwelling unit or lot	$50.00 plus $20.00 per dwelling unit or lot	$50.00 plus $20.00 per dwelling unit or lot	Zoning Ordinance 1.050A
● Storm Water				
* Stormwater User Fee - Equivalent Residential Unit (ERU)	3,181 square feet	3,181 square feet	3,181 square feet	LMC 14-702; 14-704 / Res. 2005-11
- Stormwater User Fee - ERU Rate	$4.50 per ERU	$3.50 per ERU	$3.50 per ERU	LMC 14-702; 14-704 / Res. 2005-11
* Waterway Buffer Policy Variance Application	$250	$250	$250	LMC 14-805
● Violation LMC Title 14, Chapter 3 - Grading, Soil Erosion, etc.	Civil Penalty not less than $50 and not more than $5,000 per day for each violation	Civil Penalty not less than $50 and not more than $5,000 per day for each violation	Civil Penalty not less than $50 and not more than $5,000 per day for each violation	LMC 14-311
● Violation LMC Title 14, Chapter 6 - Stormwater Management	Civil Penalty not less than $50 and not more than $5,000 per day for each violation	Civil Penalty not less than $50 and not more than $5,000 per day for each violation	Civil Penalty not less than $50 and not more than $5,000 per day for each violation	LMC 14-610
Finance Department				
● Business License	$15	$15	$15	LMC 5-201 / TCA 67-4-701
● Hotel/Motel Tax	2.5% of the consideration charged by the operator	2.5% of the consideration charged by the operator	2.5% of the consideration charged by the operator	LMC 5-502
Fire Department				
● Fire Code Violation				
* False Alarms	$50 per false alarm (after 3 false alarms) plus $300 fee per Fire Department apparatus, Police Department vehicle that responds to the false alarm	$50 per false alarm (after 3 false alarms) plus $300 fee per Fire Department apparatus, Police Department vehicle that responds to the false alarm	$50 per false alarm (after 3 false alarms) plus $300 fee per Fire Department apparatus, Police Department vehicle that responds to the false alarm	LMC 7-504
* Discharge of Hazardous Substances - Penalty for Nonpayment	5% of the total amount of the bill for each month that the bill for such costs remains unpaid	5% of the total amount of the bill for each month that the bill for such costs remains unpaid	5% of the total amount of the bill for each month that the bill for such costs remains unpaid	LMC 7-218(3)(b)
* Violation LMC 7-209(1)	Civil Penalty not to exceed $50, not to exceed $500 (in cases where the penalty is remedial in nature)	Civil Penalty not to exceed $50, not to exceed $500 (in cases where the penalty is remedial in nature)	Civil Penalty not to exceed $50, not to exceed $500 (in cases where the penalty is remedial in nature)	LMC 7-209(3)
* Violation LMC 7-209(4)	Civil Penalty not to exceed $50, not to exceed $500 (in cases where the penalty is remedial in nature)	Civil Penalty not to exceed $50, not to exceed $500 (in cases where the penalty is remedial in nature)	Civil Penalty not to exceed $50, not to exceed $500 (in cases where the penalty is remedial in nature)	LMC 7-209
* Violation LMC 7-308(1)	Not to exceed $500	Not to exceed $500	Not to exceed $500	LMC 7-308
Miscellaneous				
● Junkyard Control Permit	$100	$100	$100	LMC 13-308
● Vicious Dog Violation Fine	$50 (misdemeanor)	$50 (misdemeanor)	$50 (misdemeanor)	LMC 10-204

CITY OF LA VERGNE FEE SCHEDULE

Name / Purpose of Fee	2025 - 2026	2024 - 2025	2023 - 2024	LMC / Ordinance Reference
Parks and Recreation Department				
● Baseball/Softball Tournaments				
* Litter fee		$300	$300	LMC 20-208
* Full weekend		$200 per complex, per day	$200 per complex, per day	LMC 20-208
* Single day		$200 per complex	$200 per complex	LMC 20-208
● Facility rental				
* Multi-Purpose Building		12 p.m. to 10 p.m. $300 with a $300 deposit; Nonprofits may receive a 50% discount	12 p.m. to 10 p.m. $150 with a $200 deposit	LMC 20-208
* Pavilions		8 a.m. to 2 p.m. $25; 4 p.m. to 10 p.m. $25; 8 a.m. to 10 p.m. $50; Nonprofits may receive a 50% discount	8 a.m. to 2 p.m. $25; 4 p.m. to 10 p.m. $25; 8 a.m. to 10 p.m. $50	LMC 20-208
● Field rental				
* Baseball/Softball fields		$50 per day, per field	$50 per day, per field	LMC 20-208
* Football fields		$300 per day, per field	$300 per day, per field	LMC 20-208
● Food truck rallies rental fee		$15	$15	
● League use				
* Baseball/Softball leagues		Fee based on League User Agreement	$8,000	LMC 20-208
* Football leagues		$2,000	$2,000	LMC 20-208
* In-Line Hockey leagues		$500	$500	LMC 20-208
● Vendor permits		$75	$75	LMC 20-208
● Baseball/Softball Tournaments				
* Single Quad (2 Fields) - 1 Day	$400			
* Single Quad (2 Fields) - 2 Days	$800			
* Single Quad (4 Fields) - 1 Day	$800			
* Single Quad (4 Fields) - 2 Days	$1,600			
* Double Quads (8 Fields) - 1 Day	$1,600			
* Double Quads (8 Fields) - 2 Days	$3,200			
Litter Fee (Trash Removal, Janitorial Supplies)	$75 (Single Quad, 2 Field Rental Per Day)			
Litter Fee (Trash Removal, Janitorial Supplies)	$150 (Per Quad Per Day			
● Facility Rental				
* Multi-Purpose Building				
- 12 p.m. to 10 p.m. Rental	$300 with a $300 Security Deposit			
- Meeting Rental Fee - 2 hour maximum	$30 per hour			
- Non-Profit Organizations	No Cost - Must provide proof of 501c3 status and benefit La Vergne Community			
* Pavilion Rentals				
- 8 a.m. to 2 p.m. Rental	$40			
- 2 p.m. to 8 p.m. Rental	$40			
- 8 a.m. to 8 p.m. Rental	$80			
● Field Rental (No field prep)				
* Football Field	$350 (4 hours)			
* Baseball / Softball Field - no lights	$60 (2 hours)			
* Baseball / Softball Field with Lights	$75 (2 hours)			
● Tennis Court				
* One Tennis Court for 2 hours	$20			
● League Use				
* Baseball/Softball Leagues (4 fields/Spring and Fall Seasons)	$4,000 (Service Provider with User Agreement)			
* Baseball/Softball Leagues (8 fields/Spring and Fall Seasons)	$8,000 (Service Provider with User Agreement)			
* Football League	$2,000 (Service Provider with User Agreement			
● Vendor Permits	$75			
● Food Truck Rallies Rental Fee	$15			

CITY OF LA VERGNE FEE SCHEDULE

Name / Purpose of Fee	2025 - 2026	2024 - 2025	2023 - 2024	LMC / Ordinance Reference
Planning Department				
● Amend the Zoning Ordinance (Text Amendment)	$400	$400	$400	Zoning Ordinance 8.090(A)
● Application to the Board of Zoning Appeals				
* Administrative Appeal	$200	$200	$200	Zoning Ordinance 8.070(F)
* Conditional Use Permit (Includes Major Home Occupation)	$150 plus cost of all public notice signs	$150 plus cost of all public notice signs	$150 plus cost of all public notice signs	Zoning Ordinance 8.070(F)
* Special Exception	$200	$200	$200	Zoning Ordinance 8.060
* Variance Request				
- Single Family Residential	$200 plus cost of all public notice signs	$200 plus cost of all public notice signs	$200 plus cost of all public notice signs	Zoning Ordinance 8.070(F)
- All Others	$300 plus cost of all public notice signs	$300 plus cost of all public notice signs	$300 plus cost of all public notice signs	Zoning Ordinance 8.070(F)
● Concept Subdivision Plan Modification	$250	$250	$250	
● Concept Subdivision Plan Review	$250	$250	$250	Zoning Ordinance 1.050(A)
● Final Subdivision Plat Review (Planning Commission and/or Staff Approval)	$200.00 plus $25.00 per dwelling unit or lot	$200.00 plus $25.00 per dwelling unit or lot	$200.00 plus $25.00 per dwelling unit or lot	Zoning Ordinance 1.050(A)
* Modification	50% of calculated fees	50% of calculated fees	50% of calculated fees	
● PDR Amendment (fee calculated based on affected area)				
* ≤ 5.0 acres	$300	$300	$300	
* 5.01 acres ≤ 100.0 acres	$300.00 plus $15 per acre above 5	$300.00 plus $15 per acre above 5	$300.00 plus $15 per acre above 5	
* 100.01 acres ≤ 500.0 acres	$1725.00 plus $7.50 per acre above 100	$1725.00 plus $7.50 per acre above 100	$1725.00 plus $7.50 per acre above 100	
* ≥ 500.0 acres	$4725.00 plus $3.75 per acre above 500	$4725.00 plus $3.75 per acre above 500	$4725.00 plus $3.75 per acre above 500	
* Minor Site Modification	$300	$300	$300	
● Preliminary Subdivision Plat Review				
* ≤ 25 lots	$500 plus $25 per lot	$500 plus $25 per lot	$500 plus $25 per lot	Zoning Ordinance 1.050(A)
* 26 lots ≤ 50 lots	$1000 plus $25 per lot	$1000 plus $25 per lot	$1000 plus $25 per lot	Zoning Ordinance 1.050(A)
* ≥ 50 lots	$2500 plus $25 per lot	$2500 plus $25 per lot	$2500 plus $25 per lot	Zoning Ordinance 1.050(A)
* Modification	50% of calculated fees	50% of calculated fees	50% of calculated fees	Zoning Ordinance 1.050(A)
● Rezoning Request				
* Non PDR/PUD				
- ≤ 5.0 acres	$500	$500	$500	Zoning Ordinance 1.050(A); 8.090(B)
- 5.01 acres ≤ 20.0 acres	$500.00 plus $25 per acre above 5	$500.00 plus $25 per acre above 5	$500.00 plus $25 per acre above 5	Zoning Ordinance 1.050(A); 8.090(B)
- 20.01 acres ≤ 100.0 acres	$875.00 plus $5 per acre above 20	$875.00 plus $5 per acre above 20	$875.00 plus $5 per acre above 20	Zoning Ordinance 1.050(A); 8.090(B)
- ≥ 100.0 acres	$1275.00 plus $2.50 per acre above 100	$1275.00 plus $2.50 per acre above 100	$1275.00 plus $2.50 per acre above 100	Zoning Ordinance 1.050(A); 8.090(B)
* PDR/PUD				
- ≤ 5.0 acres	$650	$650	$650	Zoning Ordinance 1.050(A); 8.090(B)
- 5.01 acres ≤ 20.0 acres	$650.00 plus $25 per acre above 5	$650.00 plus $25 per acre above 5	$650.00 plus $25 per acre above 5	Zoning Ordinance 1.050(A); 8.090(B)
- 20.01 acres ≤ 100.0 acres	$1025.00 plus $10 per acre above 20	$1025.00 plus $10 per acre above 20	$1025.00 plus $10 per acre above 20	Zoning Ordinance 1.050(A); 8.090(B)
- ≥ 100.0 acres	$1825.00 plus $5 per acre above 100	$1825.00 plus $5 per acre above 100	$1825.00 plus $5 per acre above 100	Zoning Ordinance 1.050(A); 8.090(B)
● Site Plan Modification to Include Accessory Additions, Expansions (PC or Administrative)				
* ≤ 3.0 acres	$250	$250	$250	Zoning Ordinance 1.050(A)
* ≥ 3.01 acres	$250.00 plus $50 per acre, or fraction thereof, above 3; maximum $1500.00	$250.00 plus $50 per acre, or fraction thereof, above 3; maximum $1500.00	$250.00 plus $50 per acre, or fraction thereof, above 3; maximum $1500.00	Zoning Ordinance 1.050(A)
● Site Plan Review				
* ≤ 3.0 acres	$500	$500	$500	Zoning Ordinance 1.050(A)
* ≥ 3.01 acres	$500.00 plus $50 per acre, or fraction thereof, above 3; maximum $3000.00	$500.00 plus $50 per acre, or fraction thereof, above 3; maximum $3000.00	$500.00 plus $50 per acre, or fraction thereof, above 3; maximum $3000.00	Zoning Ordinance 1.050(A)
● Subdivision Regulations - Approved/Amended by Planning Commission				
* Recording of Plat	If developer chooses to record the plat, the developer must post a $100 fee to be refunded when five (5) copies of the recorded plat are returned to the city.	If developer chooses to record the plat, the developer must post a $100 fee to be refunded when five (5) copies of the recorded plat are returned to the city.	If developer chooses to record the plat, the developer must post a $100 fee to be refunded when five (5) copies of the recorded plat are returned to the city.	Subdivision Regulations 2-106.2
* Fee-in-Lieu of Sidewalk Construction Fee	The fee-in-lieu of sidewalk construction fee shall be assessed at $10.00 per square foot for all sidewalks regardless of length.	The fee-in-lieu of sidewalk construction fee shall be assessed at $10.00 per square foot for all sidewalks regardless of length.	The fee-in-lieu of sidewalk construction fee shall be assessed at $10.00 per square foot for all sidewalks regardless of length.	Subdivision Regulations 4-108.5

CITY OF LA VERGNE FEE SCHEDULE

Name / Purpose of Fee	2025 - 2026	2024 - 2025	2023 - 2024	LMC / Ordinance Reference
Police Department				
● Alarm Systems				
- Permit application	$10	$10	$10	LMC 20-103, 20-104
- Unobtained permit fine	$25	$25	$25	LMC 20-104
- False emergency alarms fee	3 or more false alarms, $25 per alarm	3 or more false alarms, $25 per alarm	3 or more false alarms, $25 per alarm	LMC 20-109
● Curfew for Minors - Giving False Information	Fine Shall Not Exceed $50	Fine Shall Not Exceed $50	Fine Shall Not Exceed $50	LMC 11-707
● Curfew for Minors - Violation of LMC 11-703, 11-704, 11-705, or 11-706	$50 maximum	$50 maximum	$50 maximum	LMC 11-709
● State Traffic Statutes Adopted by Reference	$50 maximum	$50 maximum	$50 maximum	LMC 15-801
● Taxicab Driver Application Fee	$25	$25	$25	LMC 9-308
● Taxicab Driver's Annual Renewal Fee	$10	$10	$10	LMC 9-308
● Taxicab Franchise Application Fee	$100	$100	$100	LMC 9-301
● Taxicab Franchise Renewal Fee	$50 per taxicab	$50 per taxicab	$50 per taxicab	LMC 9-301
● Violation of Title 9 Chapter 8 - Sexually Oriented Businesses	$50 each violation	$50 each violation	$50 each violation	LMC 9-807
● Wrecker Services				
* Schedule of rates and billing procedures				
• Any city passenger car or pickup truck, up to 1/2 ton, towed within city limits	$175.00	$175.00	$175.00	LMC 9-618
• Cleaning street	Additional $90.00 per vehicle	Additional $90.00 per vehicle	Additional $90.00 per vehicle	LMC 9-618
• Fuel Surcharge	15.00%	15.00%	15.00%	LMC 9-618
• Gate fee (to be charged for towed vehicles after business hours)	$75.00	$75.00	$75.00	LMC 9-618/LMC 9-621
• Miscellaneous charges (such as disconnecting drive shafts, changing wheels, use of torches or other cutting equipment, and labor for removing vehicles from unusual places or positions)	Maximum $250 per hour, per person with a one hour minimum	Maximum $250 per hour, per person with a one hour minimum	Maximum $250 per hour, per person with a one hour minimum	LMC 9-618
• Service charge (Example: Wrecker service is called tow a vehicle and is cancelled prior to arrival based on the decision of the vehicle owner or the requesting officer.)	$75.00	$75.00	$75.00	LMC 9-618
• Storage maximum	$45.00 per day (outside), $80.00 per day (inside if required for the preservation of property or evidence)	$45.00 per day (outside), $80.00 per day (inside if required for the preservation of property or evidence)	$45.00 per day (outside), $80.00 per day (inside if required for the preservation of property or evidence)	LMC 9-618
• Use of oil dry to clean street	Additional $30.00 per bag, per vehicle	Additional $30.00 per bag, per vehicle	Additional $30.00 per bag, per vehicle	LMC 9-618
• Vehicles within city limits not requiring winch or dolly	$180 plus $4.50 per mile	$180 plus $4.50 per mile	$180 plus $4.50 per mile	LMC 9-618
• Vehicles within city limits requiring rollback	Additional $90.00	Additional $90.00	Additional $90.00	LMC 9-618
• Vehicles within city limits requiring winch	Additional $90.00 per hook plus $4.50 per foot, plus work/wait time as necessary	Additional $90.00 per hook plus $4.50 per foot, plus work/wait time as necessary	Additional $90.00 per hook plus $4.50 per foot, plus work/wait time as necessary	LMC 9-618
• Vehicles within city limits requiring dolly	Additional $90.00	Additional $90.00	Additional $90.00	LMC 9-618
• Wait / Work Time	Additional $250.00 per hour (Onehour minimum. The time of contact on the original call that is logged on the police log will be used on scheduled calls to determine the rate to be charged.)	Additional $250.00 per hour (Onehour minimum. The time of contact on the original call that is logged on the police log will be used on scheduled calls to determine the rate to be charged.)	Additional $250.00 per hour (Onehour minimum. The time of contact on the original call that is logged on the police log will be used on scheduled calls to determine the rate to be charged.)	LMC 9-618
Public Works Department				
● Inspection of Street	$0.30 per linear feet	$0.30 per linear feet	$0.30 per linear feet	LMC 16-114
● Fines/Penalties for Closing Streets				
* Block/Prevent Flow of Traffic for Period of 24 hours	$50.00	$50.00	$50.00	LMC 16-116
- Fine for Each Day That the Flow of Traffic Prevented	$50.00 per day	$50.00 per day	$50.00 per day	LMC 16-116
* Street Closure Without Permit	$50	$50	$50	LMC 16-116
● Permits for Excavations and Cuts				
* Excavation or Bore in Any Street, Alley, or Public Place	$75	$75	$75	LMC 16-203
- Surety Bond or Cash Deposit to Receive Permit	$2,500	$2,500	$2,500	LMC 16-204

CITY OF LA VERGNE FEE SCHEDULE

Name / Purpose of Fee	2025 - 2026	2024 - 2025	2023 - 2024	LMC / Ordinance Reference
Utilities Department - Sewer				
• Fees				
* Extraneous Flow	case-by-case basis	case-by-case basis	case-by-case basis	LMC 18-407
* Inspection Fee (Service Lines)	$25	$25	$25	LMC 18-405
* Lab Testing and Other Expenses Relative to Monitoring a Wastewater Discharge Permit Holder's Discharge	reimburse actual costs/expenses	reimburse actual costs/expenses	reimburse actual costs/expenses	LMC 18-318
* Request for Availability of Sewer	$150.00 for each development	$150.00 for each development	$150.00 for each development	LMC 18-102
• Penalties				
* Misrepresentation and/or Falsifying Documents	fine up to $10,000, or imprisonment for not more than 12 months or by both	fine up to $10,000, or imprisonment for not more than 12 months or by both	fine up to $10,000, or imprisonment for not more than 12 months or by both	LMC 18-316
* Violation of LMC Title 18 Chapter 3	Civil Penalties shall range from publication of violators to fines in an amount not to exceed $10,000 per day	Civil Penalties shall range from publication of violators to fines in an amount not to exceed $10,000 per day	Civil Penalties shall range from publication of violators to fines in an amount not to exceed $10,000 per day	LMC 18-316
* Violation of LMC Title 18 Chapter 3 (Willfull or Negligent Violations)	Misdemeanor, punishable by a fine up to $10,000 per violation per day or imprisonment for not more than	Misdemeanor, punishable by a fine up to $10,000 per violation per day or imprisonment for not more than	Misdemeanor, punishable by a fine up to $10,000 per violation per day or imprisonment for not more than	LMC 18-316
• Permits				
* Building Sewer and Connection Permit Application Fee (non-refundable)	$25	$25	$25	LMC 18-306
* Wastewater Discharge				
- Significant Industrial User Defined by 18-302 of the City of La Vergne Sewer Use Ordinance	$750.00 annually	$750.00 annually	$750.00 annually	LMC 18-318
- All Others	$250.00 annually	$250.00 annually	$250.00 annually	LMC 18-318
• Plans Review	$500	$500	$500	LMC 18-408
• Privilege Tapping Fees				
* Apartment Complex	$2775.00 per unit/office	$2775.00 per unit/office	$2775.00 per unit/office	LMC 18-402
* Car Wash (Self Service Only)	$1,500.00 minimum up to four bays; $300.00 for each bay over four	$1,500.00 minimum up to four bays; $300.00 for each bay over four	$1,500.00 minimum up to four bays; $300.00 for each bay over four	LMC 18-402
* Church	$300.00 per 1,000 sq. ft. total floor area under roof or fraction thereof	$300.00 per 1,000 sq. ft. total floor area under roof or fraction thereof	$300.00 per 1,000 sq. ft. total floor area under roof or fraction thereof	LMC 18-402
* Commercial - Free Standing	$750.00 plus $52.50 for each employee	$750.00 plus $52.50 for each employee	$750.00 plus $52.50 for each employee	LMC 18-402
* Dentist, Physicians Office	$300.00 per 200 sq. ft. total floor area under roof or fraction thereof	$300.00 per 200 sq. ft. total floor area under roof or fraction thereof	$300.00 per 200 sq. ft. total floor area under roof or fraction thereof	LMC 18-402
* Industrial/Manufacturing (Other Than Warehouse)	$0.33 per sq. ft. under roof	$0.33 per sq. ft. under roof	$0.33 per sq. ft. under roof	LMC 18-402
* Medical Center With Beds	$525.00 per bed	$525.00 per bed	$525.00 per bed	LMC 18-402
* Medical Center Without Beds	$150.00 per 200 sq. ft. total floor area under roof or fraction thereof	$150.00 per 200 sq. ft. total floor area under roof or fraction thereof	$150.00 per 200 sq. ft. total floor area under roof or fraction thereof	LMC 18-402
* Motel, Hotel, Campground	$1200.00 per unit	$1200.00 per unit	$1200.00 per unit	LMC 18-402
* Nursing Home	$375.00 per bed	$375.00 per bed	$375.00 per bed	LMC 18-402
* Office Buildings	$112.50 per 200 sq. ft. total floor area under roof or fraction thereof	$112.50 per 200 sq. ft. total floor area under roof or fraction thereof	$112.50 per 200 sq. ft. total floor area under roof or fraction thereof	LMC 18-402
* Outside of City Limits and Others Not Listed	case-by-case basis	case-by-case basis	case-by-case basis	LMC 18-403
* Residential	$2,775.00	$2,775.00	$2,775.00	LMC 18-402
* Restaurants	$112.50 per seat plus $75.00 per car space for drive-in service	$112.50 per seat plus $75.00 per car space for drive-in service	$112.50 per seat plus $75.00 per car space for drive-in service	LMC 18-402
* Schools	$60.00 per student, ultimate enrollment	$60.00 per student, ultimate enrollment	$60.00 per student, ultimate enrollment	LMC 18-402
* Self-service Laundries	$1125.00 per unit for first three washing or cleaning units or fraction thereof, $300.00 per unit thereafter	$1125.00 per unit for first three washing or cleaning units or fraction thereof, $300.00 per unit thereafter	$1125.00 per unit for first three washing or cleaning units or fraction thereof, $300.00 per unit thereafter	LMC 18-402
* Service Station	$600.00 per pump (minimum of $1,800.00)	$600.00 per pump (minimum of $1,800.00)	$600.00 per pump (minimum of $1,800.00)	LMC 18-402
* Shopping Center, Grocery Stores	$300.00 per 1,000 sq. ft. total floor area under roof	$300.00 per 1,000 sq. ft. total floor area under roof	$300.00 per 1,000 sq. ft. total floor area under roof	LMC 18-402
* Standard Reference Chart - Sewer				
- 3/4"	$2,775	$2,775	$2,775	LMC 18-402
- 1"	$2,850	$2,850	$2,850	LMC 18-402
- 1 1/2"	$3,600	$3,600	$3,600	LMC 18-402
- 2"	$4,350	$4,350	$4,350	LMC 18-402
- 3"	$5,400	$5,400	$5,400	LMC 18-402
- 4"	$6,600	$6,600	$6,600	LMC 18-402
- 6"	$9,600	$9,600	$9,600	LMC 18-402
- 8"	$12,600	$12,600	$12,600	LMC 18-402
* Theaters	$15.00 per seat (minimum of $750.00)	$15.00 per seat (minimum of $750.00)	$15.00 per seat (minimum of $750.00)	LMC 18-402
* Warehouse	$0.33 per sq. ft. under roof	$0.33 per sq. ft. under roof	$0.33 per sq. ft. under roof	LMC 18-402
• Privilege Tapping Fees - Blair Road Sewer Basin	$2,800 per Residential Unit	$2,800 per Residential Unit	$2,800 per Residential Unit	
• Special Assessment Zone	individual project basis by ordinance	individual project basis by ordinance	individual project basis by ordinance	LMC 18-410
• Televising, Testing, and Sealing Equipment				
* Mobilization	$150.00 per phase	$150.00 per phase	$150.00 per phase	LMC 18-409
* Base Joint Repair	$75.00 per joint	$75.00 per joint	$75.00 per joint	LMC 18-409
* Grout	varies per repair	varies per repair	varies per repair	LMC 18-409

CITY OF LA VERGNE FEE SCHEDULE

Name / Purpose of Fee	2025 - 2026	2024 - 2025	2023 - 2024	LMC / Ordinance Reference
● Usage Charges (based on actual water meter readings)				
* Residential Sewer Customers Rate				
- First 2,000 (gallons per month)	$23.34 (minimum)	$22.88 (minimum)	$22.43 (minimum)	LMC 18-401
- Over 2,000 (gallons per month)	$6.05 per thousand gallons	$5.93 per thousand gallons	$5.81 per thousand gallons	LMC 18-401
* Commercial Sewer Customers Rate				
- First 2,000 (gallons per month)	$30.19 (minimum)	$29.60 (minimum)	$29.02 (minimum)	LMC 18-401
- Over 2,000 (gallons per month)	$6.85 per thousand gallons	$6.72 per thousand gallons	$6.59 per thousand gallons	LMC 18-401
* Industrial Sewer Customers Rate				
- First 2,000 (gallons per month)	$538.35 (minimum)	$533.02 (minimum)	$527.74 (minimum)	LMC 18-401
- Over 2,000 (gallons per month)	$7.50 per thousand gallons	$7.43 per thousand gallons	$7.36 per thousand gallons	LMC 18-401
● Usage Charges - Blair Road Sewer Basin (based on actual water meter readings)				
* First 2,000 Gallons per Month	$32.26 (minimum)	$30.73 (minimum)	$28.99 (minimum)	LMC 18-401
* Over 2,000 Gallons per Month	$7.70 per thousand gallons	$7.34 per thousand gallons	$6.92 per thousand gallons	LMC 18-401

CITY OF LA VERGNE FEE SCHEDULE

Name / Purpose of Fee	2025 - 2026	2024 - 2025	2023 - 2024	LMC / Ordinance Reference
Utilities Department - Water				
● Fees				
* Backflow Prevention Fees				
- Permit Fee	$25			
- Testing Fee	$50			
* Disconnect				
- Normal	no charge	no charge	no charge	LMC 18-411
- For Non-payment or Returned Checks	$25	$25	$25	LMC 18-411
* Inspection Fee (Service Lines)	$25	$25	$25	LMC 18-405
* Meter Meter Removal Fee for Removing Lock	$50	$50	$50	LMC 18-411
* Private Fire Hydrants (Minimum Bill)	$100.00 per year per hydrant	$100.00 per year per hydrant	$100.00 per year per hydrant	LMC 18-404
* Private Fire Sprinklers (Minimum Bill)	$0.50 per year per sprinkler head	$0.50 per year per sprinkler head	$0.50 per year per sprinkler head	LMC 18-404
* Request for Availability of Water	$100.00 for each development	$100.00 for each development	$100.00 for each development	LMC 18-102
* Returned Checks for Having Insufficient Funds	$25	$25	$25	LMC 18-411
* Service Call	$25	$25	$25	LMC 18-411
* Service Connect				
- Residential	$50.00 (non-refundable)	$50.00 (non-refundable)	$50.00 (non-refundable)	LMC 18-406
- Commercial or Industrial	$75.00 (non-refundable)	$75.00 (non-refundable)	$75.00 (non-refundable)	LMC 18-406
* Service Re-connect				
- During Regular Business Hours	$25	$25	$25	LMC 18-406
- After Business Hours until 8:00 p.m.	$50	$50	$50	LMC 18-406
* Water Meter Lock	$50	$50	$50	LMC 18-411
* Water Meter Testing	$50	$50	$50	LMC 18-411
● Plans Review	$500	$500	$500	LMC 18-408
● Privilege Tapping Fees				
* Apartment Complex (Individual Metering is Not Permitted)	$750.00 per unit/office	$750.00 per unit/office	$750.00 per unit/office	LMC 18-402
* Car Wash (Self Service Only)	see standard reference chart	see standard reference chart	see standard reference chart	LMC 18-402
* Church	see standard reference chart	see standard reference chart	see standard reference chart	LMC 18-402
* Commercial - Free Standing	see standard reference chart	see standard reference chart	see standard reference chart	LMC 18-402
* Dentist, Physicians Office	see standard reference chart	see standard reference chart	see standard reference chart	LMC 18-402
* Industrial/Manufacturing (Other Than Warehouse)	$0.17 per sq. ft. under roof	$0.17 per sq. ft. under roof	$0.17 per sq. ft. under roof	LMC 18-402
* Medical Center With Beds	see standard reference chart	see standard reference chart	see standard reference chart	LMC 18-402
* Medical Center Without Beds	see standard reference chart	see standard reference chart	see standard reference chart	LMC 18-402
* Motel, Hotel, Campground	$862.50 per unit	$862.50 per unit	$862.50 per unit	LMC 18-402
* Nursing Home	see standard reference chart	see standard reference chart	see standard reference chart	LMC 18-402
* Office Buildings	see standard reference chart	see standard reference chart	see standard reference chart	LMC 18-402
* Outside of City Limits and Others Not Listed	case-by-case basis	case-by-case basis	case-by-case basis	LMC 18-403
* Private Fire Protection Lines	$1,500.00 per inch diameter	$1,500.00 per inch diameter	$1,500.00 per inch diameter	LMC 18-404
* Residential				
- 3/4"	$750	$750	$750	LMC 18-402
- Any Larger Sizes	see standard reference chart	see standard reference chart	see standard reference chart	LMC 18-402
* Restaurants	see standard reference chart	see standard reference chart	see standard reference chart	LMC 18-402
* Schools	see standard reference chart	see standard reference chart	see standard reference chart	LMC 18-402
* Self-service Laundries	see standard reference chart	see standard reference chart	see standard reference chart	LMC 18-402
* Service Station	see standard reference chart	see standard reference chart	see standard reference chart	LMC 18-402
* Shopping Center, Grocery Stores	see standard reference chart	see standard reference chart	see standard reference chart	LMC 18-402
* Standard Reference Chart - Water				
- 3/4"	$750	$750	$750	LMC 18-402
- 1"	$1,800	$1,800	$1,800	LMC 18-402
- 1 1/2"	$2,100	$2,100	$2,100	LMC 18-402
- 2"	$2,700	$2,700	$2,700	LMC 18-402
- 3"	$3,300	$3,300	$3,300	LMC 18-402
- 4"	$5,100	$5,100	$5,100	LMC 18-402
- 6"	$6,300	$6,300	$6,300	LMC 18-402
- 8"	$7,500	$7,500	$7,500	LMC 18-402
- 10"	$8,700	$8,700	$8,700	LMC 18-402
* Theaters	see standard reference chart	see standard reference chart	see standard reference chart	LMC 18-402
* Warehouse	$0.17 per sq. ft. under roof	$0.17 per sq. ft. under roof	$0.17 per sq. ft. under roof	LMC 18-402
● Special Assessment Zone	individual project basis by ordinance	individual project basis by ordinance	individual project basis by ordinance	LMC 18-410
● Usage Charges				
* Residential Water Customers Rate				
- First 2,000 (gallons per month)	$22.06 (minimum)	$19.18 (minimum)	$14.21 (minimum)	LMC 18-401
- Over 2,000 (gallons per month)	$5.69 per thousand gallons	$4.95 per thousand gallons	$3.67 per thousand gallons	LMC 18-401
* Commercial Water Customers Rate				
- First 2,000 (gallons per month)	$29.34 (minimum)	$26.67 (minimum)	$18.39 (minimum)	LMC 18-401
- Over 2,000 (gallons per month)	$6.67 per thousand gallons	$6.06 per thousand gallons	$4.18 per thousand gallons	LMC 18-401
* Industrial Water Customers Rate				
- First 2,000 (gallons per month)	$441.39 (minimum)	$401.26 (minimum)	$334.38 (minimum)	LMC 18-401
- Over 2,000 (gallons per month)	$7.39 per thousand gallons	$6.72 per thousand gallons	$5.59 per thousand gallons	LMC 18-401

ITEM REPORT
Board of Mayor and Aldermen
Meeting Date: May 29, 2025

Item #: 5.A. Approve a Water Line Easement with HighPointe 24 Phase II, LLC.

Department: Engineering

Presented By: Kyle Brown

Item Attachments: 1. Public Utility Easement - HighPointe 24 Phase II, LLC

Summary:

The existing water line within the HighPointe 24 property is not located within the designated easement originally granted for its installation. The water line extends from the Sanford Knob Water Tank and runs southwest along the shared property boundary between HighPointe 24 and the proposed Mission Hills subdivision.

Background Information:

It has been determined through field investigation that the existing water line in an area of HighPointe 24 is not currently located inside of the easement that was granted for the water line. It is in the area from the Sanford Knob Water Tank heading southwest along the common property line of HighPointe 24 and the proposed Mission Hills subdivision. City staff has been in contact with a representative of the owners of HighPointe 24, and they have agreed to donate an easement that will correct the issue. The proposed easement will contain the existing water line inside of it. In addition to correcting the issue, the new easement will allow for the developers of Mission Hills to be allowed to connect a proposed water line over to the existing water line to help connectivity of the water system.

Financial Summary:

There is no financial impact on the City.

Staff Recommendation:

Staff recommends approval.

	CONVEYANCE TO A MUNICIPALITY – EXEMPT TRANSACTION PROPERTY ADDRESS: Blair Road, La Vergne, Rutherford County, TN MAP/PARCEL: MAP: 029 / PARCEL: 020.00-00
THIS INSTRUMENT WAS PREPARED BY: SEC, Inc. 850 Middle Tennessee Blvd Murfreesboro, TN 37129	
PUBLIC UTILITY, DRAINAGE, AND ACCESS EASEMENT	
ADDRESS OF NEW OWNER AS FOLLOWS: CITY OF LA VERGNE 5093 Murfreesboro Road LA VERGNE, TN 37086	

FOR AND IN CONSIDERATION OF THE SUM OF TEN DOLLARS, CASH IN HAND PAID BY THE HEREINAFTER NAMED GRANTEE, AND OTHER GOOD AND VALUABLE CONSIDERATIONS, THE RECEIPT OF WHICH IS HEREBY ACKNOWLEDGED, **HIGHPOINTE 24 PHASE II, LLC, a Delaware limited liability company,** HEREINAFTER CALLED THE GRANTOR, HAS BARGAINED AND SOLD, AND BY THESE PRESENTS DOES TRANSFER AND CONVEY UNTO **City of La Vergne, a Tennessee Municipal Corporation,** HEREINAFTER CALLED THE GRANTEE, ITS SUCCESSORS AND ASSIGNS, FOREVER, the following Public Utility, Drainage, and Access easement in, upon, along, under, through, and across the hereinafter described parcel of real estate together with all necessary rights of ingress and egress to and from said parcel of real estate for construction, intersection, and improvement. Said easement(s) are more particularly described as:

A permanent easement as shown in the attached Exhibit A, described as follows:

A PUBLIC UTILITY, DRAINAGE, AND ACCESS EASEMENT ACROSS THE LANDS OF HIGHPOINTE 24 PHASE II, LLC. (MAP 29, PARCEL 20.00 - RECORD BOOK 2248, PAGE 2337) LOCATED IN THE 3rd CIVIL DISTRICT OF RUTHERFORD COUNTY, TENNESSEE. BEING BOUND IN GENERAL ON THE NORTH BY CITY OF LAVERGNE (MAP 32, PARCEL 20.03 - RECORD BOOK 2271, PAGE 3190) ON THE EAST, AND SOUTH BY THE REMAINING LANDS OF HIGHPOINTE 24 PHASE II, LLC. AND ON THE WEST BY JOHN M. GILLILAND LIVING TRUST (MAP 29, PARCEL 22.02 (MAP 29, PARCEL 22.02 - RECORD BOOK 1413, PAGE 2036). BEING MORE PARTICULARLY DESCRIBED AS FOLLOWS:

BEGINNING AT AN IRON PIN IN THE EAST LINE OF JOHN M. GILLILAND LIVING TRUST. SAID PIN BEING THE NORTHWEST CORNER OF HIGHPOINTE 24 PHASE II, LLC. AND THE SOUTHWEST CORNER OF CITY OF LAVERGNE;
THENCE, WITH THE COMMON LINE FOR HIGHPOINTE 24 PHASE II, LLC. AND CITY OF LAVERGNE S 41°43'29" E FOR A DISTANCE OF 22.12' TO A POINT;

THENCE, LEAVING SAID LINE AND WITH A NEW LINE ACROSS THE LANDS OF HIGHPOINTE 24 PHASE II, LLC. FOR THE NEXT (9) CALLS:
1) S 31°11'25" W FOR A DISTANCE OF 369.46' TO A POINT;
2) THENCE, S 32°47'59" W FOR A DISTANCE OF 365.84' TO A POINT;
3) THENCE, S 32°56'44" W FOR A DISTANCE OF 614.38' TO A POINT;
4) THENCE, S 30°46'23" W FOR A DISTANCE OF 269.87' TO A POINT;
5) THENCE, S 26°51'22" E FOR A DISTANCE OF 33.01' TO A POINT;
6) THENCE, S 61°13'33" E FOR A DISTANCE OF 14.47' TO A POINT;
7) THENCE, S 28°46'27" W FOR A DISTANCE OF 20.00' TO A POINT;
8) THENCE, N 61°13'33" W FOR A DISTANCE OF 20.66' TO A POINT;
9) THENCE, N 26°51'22" W FOR A DISTANCE OF 83.14' TO A POINT IN THE EAST LINE OF GILLILAND;

THENCE, WITH SAID LINE N 33°05'42" E FOR A DISTANCE OF 1,620.21' TO THE ***POINT OF BEGINNING***, HAVING AN AREA OF 58,060 ± SQUARE FEET, 1.333 ± ACRES.

THIS EASEMENT IS A PORTION OF THE SAME LANDS CONVEYED TO HIGHPOINTE 24 PHASE II, LLC. BY SPECIAL WARRANTY DEED FROM JOHN MITCHELL BYRNES ON MAY 31, 2022 OF RECORD IN BOOK 2248, PAGE 2337 IN THE REGISTER'S OFFICE OF RUTHERFORD COUNTY, TENNESSEE.

TO HAVE AND HOLD said real estate, together with all appurtenances, estate and title thereunto belonging, unto the City of La Vergne, its successors and assigns forever.

Grantor covenants with said City of La Vergne that Grantor is lawfully seized and possessed of said real estate, has a good right to convey the same, and that it is unencumbered.

Grantor further covenants and binds itself, its successors, and assigns, forever, to warrant and defend the title to said City of La Vergne, its successors and assigns, against the lawful claims of all persons whomsoever.

The easements granted herein shall run with the land and be binding upon the successors, and assigns of Grantor.

Grantor covenants and binds itself, its successors, and assigns, forever, not to construct or maintain any building or other structure of any kind upon the easements, and not to do or cause any harm or any action or inaction whatsoever that interfere with the City of La Vergne's use of the above-described easements, with the exception that the Grantor shall have the right to pave over portions of the easement area, as approved by City.

Grantor acknowledges that the compensation received for this conveyance includes compensation in full for any incidental damages to the remainder of their property under the law of eminent domain.

Whenever used in this instrument the singular number shall include the plural, the plural shall include the singular, and the use of any gender shall be applicable to all genders.

Executed effective this ____ day of February, 2025.

GRANTOR:

HIGHPOINTE 24 PHASE II, LLC,
a Delaware limited liability company

By: HighPointe 24 Industrial Holdings PG, LLC,
a Delaware limited liability company

By: PDC TN/FL LPIV, LLC,
a Delaware limited liability company, Manager

By:_____
Whitfield Hamilton, Local Partner

STATE OF TENNESSEE

COUNTY OF DAVIDSON

Personally appeared before me, a Notary Public of said County and State, Whitfield Hamilton, Local Partner of PDC TN/FL LPIV, LLC, a Delaware limited liability company, Manager of HighPointe 24 Industrial Holdings PG, LLC, a Delaware limited liability company, Manager of HIGHPOINTE 24 PHASE II, LLC, a Delaware limited liability company, the within named Grantor, with whom I am personally acquainted (or proved to me on the basis of satisfactory evidence), and who acknowledged that he executed within instrument for the purposes therein contained.

Witness my hand, at office, this _____ day of February, 2025.

_____

NOTARY PUBLIC

My Commission Expires: _____

09431\117\4305191.v5

EXHIBIT A

DRAWING OF LOCATION OF EASEMENT

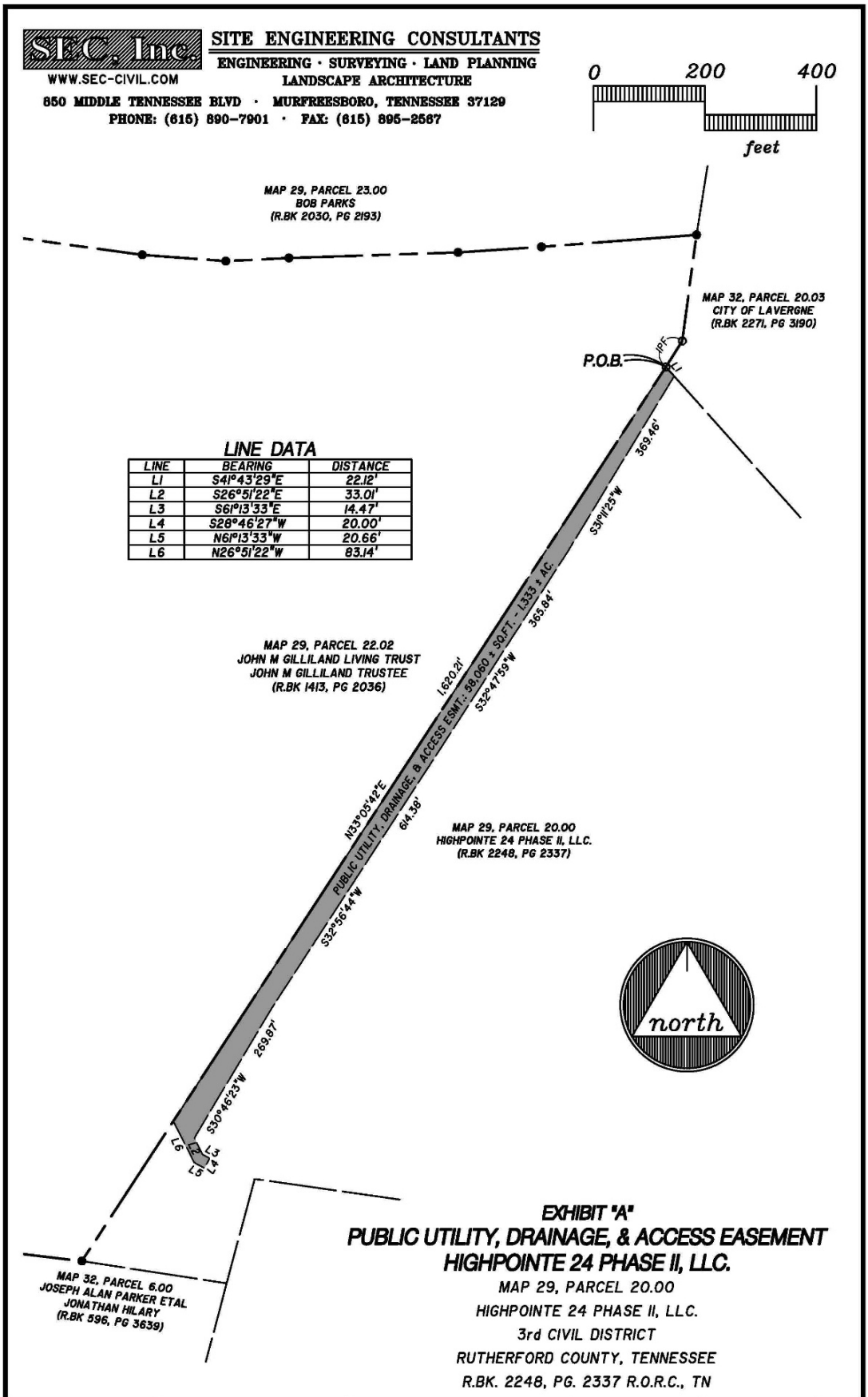

S.E.C. PROJ #	DATE:	FILE:	DRAWN BY:	SCALE:	SHEET
22078.91	4-25-24 REV: 11-8-24	MH-WL_Esmt-Highpointe	JDG	1" = 200'	1 OF 1

09431\1

ITEM REPORT
Board of Mayor and Aldermen
Meeting Date: May 29, 2025

Item #: 5.B. Approve Public Entity Partners (PEP) Insurance Renewal for FY 2025-2026.

Department: Human Resources

Presented By: Andrew Patton

Item Attachments: 1. PEP Insurance Renewal Quotes

Summary:

This is our 2025 / 2026 annual insurance renewal policies through Public Entity Partners.

Background Information:

The City of La Vergne continues to utilize Public Entity Partners for insurance. Below is a summary of the rates for FY 2025/2026.

General Liability, Personal Injury Liability, Errors or Omissions Liability, Automobile Liability, and Physical Damage Policy: $746,588 annually
General Liability base rates increased by 11.6%. This is due to raising the each other loss limit to $2M per occurrence and also raising our Automobile Physical Damage Deductible premium to $2,500 Comp / $5,000 Collision per occurrence.

Property and Crime Policy: $203,509 per year
Property rates fell by 18.6% compared to FY 2024/2025 policy year, mainly because deductibles increased to $25,000 per incident.

Workers' Compensation Policy: $309,408 per year
WC base rates will be reduced by 6.6% compared to the 2024/2025 policy year. Additionally, a $42,528 Member Dividend credit will be applied at billing.

Financial Summary:

Liability:	$746,588
Property:	$203,509
Workers' Compensation:	$309,408
Total:	$1,259,505

Staff Recommendation:

Staff recommends approval.

PUBLIC ENTITY PARTNERS

GENERAL LIABILITY, PERSONAL INJURY LIABILITY, ERRORS OR OMISSIONS LIABILITY, AUTOMOBILE LIABILITY AND AUTOMOBILE PHYSICAL DAMAGE POLICY

DECLARATIONS

Policy Number: PLI-0199-26

Ren/Rewrite of: PLI-0199-25

ITEM 1. **INSURED**

LA VERGNE, CITY OF *
5093 MURFREESBORO RD
LA VERGNE, TN 37086

*See Additional Named Insured Endorsement

AGENT

DIRECT
5093 MURFREESBORO RD
LA VERGNE, TN 37086

ITEM 2. **COVERAGE PERIOD: From 07/01/2025 To 07/01/2026**

12:01 A.M. Standard Time at the Insured's Mailing Address.

ITEM 3. **COVERAGE PARTS**

QUOTATION ONLY

In return for the payment of the premium, and subject to all of the terms of the policy, the insurer agrees to provide you with the coverages shown below for which a premium charge is stated.

ONE YEAR POLICY

Coverage and Premium for this Coverage Period

COVERAGE	COVERAGE PART	PREMIUM
General Liability	A/B	50,386
Law Enforcement Liability	A/B	113,410
Errors or Omissions Liability	C	345,876
Automobile Liability	D	115,943
Automobile Physical Damage	E	120,973
Other		
TOTAL		746,588

PUBLIC ENTITY PARTNERS

562 Franklin Rd. Suite 200, Franklin, TN 37069

INSURED LA VERGNE, CITY OF *

Policy Number: PLI-0199-26

QUOTATION ONLY

ITEM 4. LIMITS OF COVERAGE

COVERAGE A - GENERAL LIABILITY and COVERAGE B - PERSONAL INJURY LIABILITY

$300,000 PER PERSON FOR BODILY INJURY OR PERSONAL INJURY AS LIMITED BY THE TORT LIABILITY ACT
$700,000 PER OCCURRENCE FOR BODILY INJURY OR PERSONAL INJURY AS LIMITED BY THE TORT LIABILITY ACT
$100,000 PER OCCURRENCE FOR PROPERTY DAMAGE AS LIMITED BY THE TORT LIABILITY ACT
$2,000,000 PER OCCURRENCE FOR EACH OTHER LOSS
$500,000 PER PERSON/$1,000,000 PER OCCURRENCE FOR CATASTROPHIC MEDICAL EXPENSES EXCESS OF BODILY INJURY
$1,000 PER PERSON AND $10,000 PER ACCIDENT FOR MEDICAL PAYMENTS
$100,000 PER OCCURRENCE FOR FIRE DAMAGE
$100,000 PER OCCURRENCE FOR IMPOUNDED PROPERTY DAMAGE OR COMMANDEERED PROPERTY DAMAGE
$100,000 PER OCCURRENCE FOR NON-MONETARY DEFENSE COSTS

COVERAGE C - ERRORS OR OMISSIONS LIABILITY

$2,000,000 PER OCCURRENCE

$2,000,000 PER OCCURRENCE/POLICY AGGREGATE FOR EMPLOYMENT PRACTICES LIABILITY - See Endorsement
$1,000,000 PER OCCURRENCE/POLICY AGGREGATE FOR PRIVACY/NETWORK LIABILITY - See Endorsement
$1,000,000 PER OCCURRENCE FOR EMPLOYEE BENEFITS/FIDUCIARY LIABILITY
$100,000 PER OCCURRENCE FOR NON-MONETARY DEFENSE COSTS

COVERAGE D - AUTOMOBILE LIABILITY and COVERAGE E - AUTOMOBILE PHYSICAL DAMAGE

This policy provides only those coverages where a designation symbol is shown under Covered Autos below. Entry of one or more of the symbols from Item 5 indicates the autos that are covered autos.

Coverages	Covered Autos	Limits
LIABILITY	1,2,3	$300,000 PER PERSON FOR BODILY INJURY AS LIMITED BY THE TORT LIABILITY ACT $700,000 PER OCCURRENCE FOR BODILY INJURY AS LIMITED BY THE TORT LIABILITY ACT $100,000 PER OCCURRENCE FOR PROPERTY DAMAGE AS LIMITED BY THE TORT LIABILITY ACT $2,000,000 PER OCCURRENCE FOR EACH OTHER LOSS $500,000 PER PERSON/$1,000,000 PER OCCURRENCE FOR CATASTROPHIC MEDICAL EXPENSES EXCESS OF E INJURY
MEDICAL PAYMENTS	1	$1,000 PER PERSON AND $10,000 PER ACCIDENT
UNINSURED MOTORISTS	1,2,3	$300,000 PER OCCURRENCE FOR BODILY INJURY AND $100,000 PER OCCURRENCE FOR PROPERTY DAMAGE
COMPREHENSIVE	1,2	SEE AUTOMOBILE PHYSICAL DAMAGE ENDORSEMENT(S)
COLLISION	1,2	SEE AUTOMOBILE PHYSICAL DAMAGE ENDORSEMENT(S)

ITEM 5. DESCRIPTION OF COVERED AUTOMOBILES - DESIGNATION SYMBOLS

Symbol	Description
1	**OWNED AUTOS ONLY. Only those autos you own, including those autos that you acquire during the coverage**
2	**HIRED AUTOS ONLY. Only those autos you lease, hire, rent or borrow, including any auto you lease, hire, rent, or borrow from any of your employees.**
3	**NONOWNED AUTOS ONLY. Only those autos you do not own, lease, hire, rent or borrow that are used in connection with your business, including autos owned by your employees, but only while used in your business.**

INSURED LA VERGNE, CITY OF *

Policy Number: PLI-0199-26

QUOTATION ONLY

ITEM 6. DEDUCTIBLES

COVERAGE A and COVERAGE B			
GENERAL LIABILITY AND PERSONAL INJURY LIABILITY		$2,500	**PER OCCURRENCE**
COVERAGE A and COVERAGE B			
LAW ENFORCEMENT GENERAL LIABILITY AND PERSONAL INJURY LIABILITY		$2,500	**PER OCCURRENCE**
COVERAGE C			
ERRORS OR OMISSIONS LIABILITY		$10,000	**PER OCCURRENCE**
COVERAGE D			
AUTOMOBILE LIABILITY		$2,500	**PER OCCURRENCE**
COVERAGE E	**Comprehensive**	$2,500	**PER OCCURRENCE**
AUTOMOBILE PHYSICAL DAMAGE	**Collision**	$5,000	**PER OCCURRENCE**

ITEM 7. RETROACTIVE DATE 1/1/1987

Coverages A, B, and C (Claims Made Basis) of this policy do not apply to bodily injury, property damage, personal injury offenses, or any act, error, omission, or violation of rights, privileges, or immunities that occurred before the retroactive date, if any, shown above. Some endorsements may have retroactive date exceptions that apply in lieu of the retroactive date shown here.

ITEM 8. FORMS, SCHEDULES, AND ENDORSEMENTS APPLICABLE TO ALL COVERAGE PARTS

Liability Policy Coverage Declarations 7-1-2022
Additional Named Insured Endorsement 7-1-2024
Employment Practices Liability Coverage Endorsement 7-1-2023
Privacy and Network Liability Coverage End 7-1-2022
Punitive-Exemplary Damages Endorsement 7-1-2023
Class Action Liability Coverage Endorsement 7-1-2025
Unmanned Aerial Systems Coverage Endorsement 7-1-2016
Uninsured-Underinsured Motorists Endorsement 7-1-2023
Auto Physical Damage Endorsement 7-1-2011
Auto Physical Damage Stated Value for Fire Departments 7-1-2022
Auto Physical Damage Stated Value for Utilities 7-1-2011
Liability Coverage Policy 2025

PUBLIC ENTITY PARTNERS
MUNICIPAL LIABILITY COVERAGE

QUOTATION ONLY

UNMANNED AERIAL SYSTEMS COVERAGE ENDORSEMENT

THIS ENDORSEMENT CHANGES THE POLICY. PLEASE READ IT CAREFULLY

Section II. Exclusion 22.b. of the Liability Policy does not apply to the ownership, operation or use of Unmanned Aerial Systems scheduled on this endorsement. Coverage provided by this endorsement is subject to the following additional exclusions.

This coverage does not apply to **Bodily Injury**, **Property Damage**, **Personal Injury** or any **claim**;

a. Arising from use of the scheduled systems that is not in conformance with federal, state or local regulations, statutes or ordinances applicable to such systems.

b. Arising from use of the scheduled systems outside the scope of **your** operations.

c. Arising from any use of the systems by any person other than those persons designated by **you** to operate the systems who have been trained in; 1) the proper operations of the systems, 2) **your** policies related to the operation of the systems and 3) regulations applicable to the operations of the systems. Completion of training referred to in this exclusion must be documented in written form in **your** records. This exclusion c. does not apply to operation of systems during the supervised training of designated operators.

All other terms, exclusions and conditions of the policy apply to this extension of coverage.

LA VERGNE, CITY OF

Schedule of Covered Unmanned Aerial Systems

Description	Serial Number
DJI MAVIC AIR 2	298CGKR0A08X8
DJI MAVIC AIR 2	298CGBKR0A08UW1
MATRICE 30T	1581F5BKD229W00CZ0WT
AUTEL - EVO MAX	1748FEV3HMA824231162
AUTEL - EVO MAX	1748FEV3HMA824231118
AUTEL - EVO MAX	1748FEV3HMA824231154
AUTEL - EVO MAX	1748FEV3HMA824231027
AUTEL - EVO MAX	1748FEV3HMA824231028
AUTEL - EVO LITE	1748FEC2LTC824011319
AUTEL - EVO LITE	1748FEC2LTC824011361

PUBLIC ENTITY PARTNERS
MUNICIPAL LIABILITY COVERAGE

QUOTATION ONLY

AUTOMOBILE PHYSICAL DAMAGE ENDORSEMENT

THIS ENDORSEMENT CHANGES THE POLICY. PLEASE READ IT CAREFULLY.

Automobile Physical Damage - Coverage Part E. applies on a blanket basis to **automobiles** described below.

---

1. [X] Coverage is applicable for automobiles of all values and ages

2. [ ] Coverage is applicable for automobiles with per automobile values greater than _____ at the time of loss.

3. [ ] Coverage is applicable for automobiles with model year no older than _____

[X] Police Department

[X] Fire Department-Scheduled-Stated Amount:Unscheduled-Fair Market Value

[X] Utility Department-Scheduled-Stated Amount:Unscheduled-Fair Market Value

[X] All Other Departments

Attached to and a part of policy number: PLI-0199-26 with effective dates from 07/01/2025 to 07/01/2026.

QUOTATION ONLY

AUTOMOBILE PHYSICAL DAMAGE COVERAGE
STATED VALUE COVERAGE - UTILITIES

THIS ENDORSEMENT CHANGES THE POLICY. PLEASE READ IT CAREFULLY.

For only the **automobiles** scheduled on this endorsement, SECTION I - COVERAGES, Item 3 of Coverage E - Automobile Physical Damage is deleted and replaced by the following:

3. The most **we** will pay for **loss** is:

   a. If the cost of repairing a damaged **automobile** is less than the Fair Market Value **we** will pay to repair the equipment to the quality and condition prior to loss.

   b. If the cost of repairing a damaged **automobile** equals or exceeds the Fair Market Value, **we** will pay the lesser of the following:

      (1) The 'stated value' amount shown in the schedule on this endorsement or,

      (2) The cost of a new **automobile** of like kind, quality and function, similarly equipped with allowance for improvements to modern safety standards.

Fair Market Value is the cost for which property of similar type, quality, age and condition prior to loss could be purchased on the date of loss.

Equipment that is permanently attached to a **automobile**, or equipment that supplements the function of the **automobile** and is regularly stored in or on the vehcle, will be included in the value of the **automobile** unless separately insured.

LA VERGNE, CITY OF

STATED VALUE UTILITY SCHEDULE

Description of Automobile	VIN	Stated Value
1. SCHWARSE MODEL AQOOO STREET SWEEPER	1656	115,000
2. 2019 FORD KNUCKLE BOOM PAC-MAC BRUSH TRUCK	TBD	112,000
3. 2024 INTERNATIONAL KNUCKLE BOOM BRUSH	TBD	205,000
4. 2024 LENCO BEARCAT	TBD	450,000

QUOTATION ONLY

AUTOMOBILE PHYSICAL DAMAGE COVERAGE
STATED VALUE COVERAGE - FIRE DEPARTMENTS

THIS ENDORSEMENT CHANGES THE POLICY. PLEASE READ IT CAREFULLY.

For only the **automobiles** scheduled on this endorsement, SECTION I - COVERAGES, Item 3 of Coverage E - Automobile Physical Damage is deleted and replaced by the following:

3. The most **we** will pay for **loss** is:

   a. If the cost of repairing a damaged **automobile** is less than the Fair Market Value **we** will pay to repair the equipment to the quality and condition prior to loss.

   b. If the cost of repairing a damaged **automobile** equals or exceeds the Fair Market Value, **we** will pay the lesser of the following:

      (1) The 'stated value' amount shown in the schedule on this endorsement or,

      (2) The cost of a new **automobile** of like kind, quality and function, similarly equipped with allowance for improvements to modern safety standards.

Fair Market Value is the cost for which property of similar type, quality, age and condition prior to loss could be purchased on the date of loss.

Equipment that is permanently attached to a **automobile**, or equipment that supplements the function of the **automobile** and is regularly stored in or on the **automobile**, will be included in the value of the **automobile** unless separately insured.

LA VERGNE, CITY OF

STATED VALUE FIRE SCHEDULE

	Description of Automobile	VIN	Stated Value
1.	2015 SUTPHEN SA75 AERIAL	3025	1,000,000
2.	2015 SUTPHEN SA75 AERIAL	3026	1,000,000
3.	2015 SUTPHEN SA75 AERIAL	3027	1,000,000
4.	2015 SUTPHEN PLATFORM TOWER TRUCK	3019	1,200,000
5.	2015 FAST ATTACK	6472	350,000
6.	2012 INTERNATIONAL RESCUE	7728	180,000
7.	2017 SUTPHEN PUMPER	3074	500,000
8.	2002 PIERCE QUANTUM HEAVY RESCUE	2198	220,000
9.	2024 E-1 TYPHOON PUMPER	TBD	1,000,000

PUBLIC ENTITY PARTNERS

Liability Premium Breakdown

QUOTATION ONLY

LA VERGNE, CITY OF

Policy #: PLI-0199-26

Coverage Term: 07/01/2025-07/01/2026

General Liability

			Net Premium
General Fund			17,001.40
Street Department			1,295.58
Sewer Department			289.94
Schools			0.00
Water Department			8,127.70
Electric Department			0.00
Sanitation Department			0.00
Gas Department			0.00
Fire Department			16,789.85
First Responders			16.46
EMTs			313.53
Paramedics			22.40
Parks & Recreation			4,134.92
Fireworks			0.00
Golf Courses			0.00
Swimming Pools			0.00
Water Slides			0.00
Batting Cages			0.00
Skateboarding Course			373.18
Organized Sports			0.00
Airport Liability			0.00
Unmanned Aerial Systems			1,935.97
Boats-Fire-Rescue			85.35
Total General Liability			**50,386**

Law Enforcement

	Number of	Premium Per	Net Premium
Police Officers - Certified	59	1,706.519	100,684.62
Police Officers - Non-Certified	0		0.00
Aux/Reserve/Temp/P-T Officers	0		0.00
Jail-Certified	0		0.00
Jail - Non-Certified	0		0.00
Holding Areas	3	841.579	2,524.74
Enforcement Dogs	4	1,542.575	6,170.30
Drug or Search Dogs	0		0.00
Additional Programs	0		0.00
Punitive Damages-LE	0		0.00
Total Law Enforcement			**113,410**

PUBLIC ENTITY PARTNERS

Liability Premium Breakdown

QUOTATION ONLY

LA VERGNE, CITY OF

Policy #: PLI-0199-26

Coverage Term: 07/01/2025-07/01/2026

Errors-Omissions

			Net Premium
E+O Base Premium			316,253.84
Privacy Network Liability			21,715.92
Punitive Damages-EO			7,906.49
Total Errors-Omissions			**345,876**

Auto Liability

	# of Vehicles	Prem/Veh	Net Premium
Ambulance	0		0.00
PPT - Police	95	687.714	65,332.83
PPT	15	456.780	6,851.70
Light Trucks	57	325.545	18,556.06
Other Trucks	13	356.065	4,628.84
Utility Trucks	9	356.065	3,204.58
Fire Trucks	9	519.855	4,678.70
Antique Fire Trucks	0		0.00
Sanitation Trucks	0		0.00
Passenger Vans	0		0.00
Buses	0		0.00
Passenger Vans - Other	3	1,161.789	3,485.37
Buses - Other	0		0.00
Trailers	12	139.374	1,672.49
Motorcycles	2	163.790	327.58
Hired and Non-Owned Only	0		0.00
Uninsured Motorist	203	35.491	7,204.77
Total Auto Liability	**215**		**115,943**

Auto PD

	Values	Rate	Net Premium
Police / Ambulance Unscheduled	1,595,000	0.014483	23,100.38
Police / Ambulance Scheduled	0		0.00
Fire Fighting Equipment-Unscheduled	300,000	0.007740	2,322.00
Fire Fighting Equipment-Scheduled	6,450,000	0.007740	49,923.00
Utility Equipment-Unscheduled	560,000	0.007740	4,334.40
Utility Equipment-Scheduled	882,000	0.007740	6,826.68
Total Other Values	4,453,000	0.007740	34,466.22
APD Catastrophe Coverage	0		0.00
Comprehensive Only	0		0.00
Total Auto PD	**14,240,000**		**120,973**

Grand Total: 746,588

PUBLIC ENTITY PARTNERS

PROPERTY AND CRIME POLICY
COVERAGE DECLARATIONS

Policy Number: PPR-5348-26

Ren/Rewrite of: PPR-5348-25

ITEM 1.

INSURED	**AGENT**
LA VERGNE, CITY OF	DIRECT
5093 MURFREESBORO RD	5093 MURFREESBORO RD
LA VERGNE, TN 37086	LA VERGNE, TN 37086

ITEM 2. COVERAGE PERIOD: From 07/01/2025 To 07/01/2026

12:01 A.M. Standard Time at the Insured's Mailing Address.

QUOTATION ONLY

ITEM 3. COVERAGE PARTS

In return for the payment of the premium, and subject to all of the terms of the policy, the insurer agrees to provide you with the coverages shown below for which a premium charge is stated.

ONE YEAR POLICY PERIOD: 2025-2026

Coverage and Premium for this Coverage Period

COVERAGE	COVERAGE PART	PREMIUM
PROPERTY COVERAGE (Part One)		
Buildings and Personal Property	A	199,126
Electronic Data Processing Equipment	B	1,858
Mobile Equipment	C	2,525
Equipment Breakdown	D	Included
Automatic Coverages	E	Included
	SUBTOTAL	203,509
CRIME COVERAGE (Part Two)		
Employee Dishonesty	A	Included
Forgery or Alteration	B	Included
Theft, Disappearance or Destruction	C	Included
Computer Fraud	D	Included
Other		NA
	SUBTOTAL	0
	TOTAL	203,509

PUBLIC ENTITY PARTNERS

562 Franklin Rd. Suite 200, Franklin, TN 37069

Insured
LA VERGNE, CITY OF

Policy Number
PPR-5348-26

ITEM 4. LIMITS OF COVERAGE (PER OCCURRENCE)	**$219,068,411**
COVERAGE A - BLANKET BUILDINGS AND PERSONAL PROPERTY	**$214,349,922**
COVERAGE B - BLANKET ELECTRONIC DATA PROCESSING EQUIPMENT	**$2,000,000**
COVERAGE C - MOBILE EQUIPMENT	**$2,718,489**
COVERAGE D - EQUIPMENT BREAKDOWN	**$217,068,411**
1. NEWLY ACQUIRED PROPERTY	**$500,000**
2. EXPEDITING EXPENSES	**$500,000**
3. HAZARDOUS SUBSTANCES	**$250,000**
4. AMMONIA CONTAMINATION	**$250,000**
COVERAGE E - AUTOMATIC COVERAGES	
1. FLOOD (PER OCCURRENCE AND ANNUAL AGGREGATE)	**$1,000,000**
2. EARTHQUAKE (PER OCCURRENCE AND ANNUAL AGGREGATE)	**$1,500,000**
3. NEWLY ACQUIRED PROPERTY	**$1,500,000**
4. LOSS OF NET REVENUE	**$250,000**
5. EXTRA EXPENSE	**$500,000**
6. RENTAL VALUES	**$500,000**
7. PROPERTY IN THE COURSE OF CONSTRUCTION	**$500,000**
8. EXPEDITING EXPENSES	**$250,000**
9. PROPERTY IN TRANSIT	**$250,000**
10. INCREASED COST OF CONSTRUCTION	**$500,000**
11. DEMOLITION COST	**$500,000**
12. DEBRIS REMOVAL	**$500,000**
13. CONSEQUENTIAL LOSS	**$500,000**
14. LEASEHOLD INTEREST	**$500,000**
15. VALUABLE PAPERS AND RECORDS	**$250,000**
16. ACCOUNTS RECEIVABLE	**$250,000**
17. EDP - MEDIA AND SOFTWARE	**$100,000**
18. FINE ARTS	**$50,000**
19. PERSONAL EFFECTS	**$50,000**
20. POLLUTANT CLEAN UP AND REMOVAL	**$50,000**
21. TERRORISM (Per Occurrence and Annual Aggregate)	**$500,000**
22. ENVIRONMENTAL IMPACT RECERTIFICATION (See Policy)	
23. PROTECTION AND PRESERVATION OF PROPERTY	**$50,000**
24. VANDALISM OF NATURAL GRASS ATHLETIC FIELDS	**$100,000**

ITEM 5. SEE ATTACHED SCHEDULE(S) OF BUILDINGS AND PERSONAL PROPERTY, MOBILE EQUIPMENT, EQUIPMENT BREAKDOWN, AND AUTOMATIC COVERAGES FOR LOCATIONS THAT ARE INCLUDED IN THIS COVERAGE.

ITEM 6. DEDUCTIBLES

COVERAGE A - BUILDINGS AND PERSONAL PROPERTY	**$25,000**	PER OCCURRENCE
COVERAGE B - ELECTRONIC DATA PROCESSING EQUIPMENT	**$250**	PER OCCURRENCE
COVERAGE C - MOBILE EQUIPMENT	**$250**	PER OCCURRENCE
COVERAGE D - EQUIPMENT BREAKDOWN	**$25,000**	PER OCCURRENCE
COVERAGE E - AUTOMATIC COVERAGES	**$25,000**	PER OCCURRENCE

ITEM 7. FORMS, SCHEDULES AND ENDORSEMENTS APPLICABLE TO THIS COVERAGE

Property and Crime Policy Coverage Declarations 7-1-2022
Buildings and Personal Property Schedule 7-1-2002
Mobile Equipment Schedule 7-1-2024
Unmanned Aerial Systems Coverage End 7-1-2016
Exclusion-Electrical Cogeneration Facilities 7-1-2018
Property Policy Coverage Form 2022

DECLARATIONS - PAGE 3
CRIME COVERAGE (Part Two)

Insured | **Policy Number**

LA VERGNE, CITY OF | **PPR-5348-26**

ITEM 1. LIMITS OF COVERAGE

COVERAGE A - EMPLOYEE DISHONESTY PER LOSS	**150,000**
COVERAGE B - FORGERY AND ALTERATION	**150,000**
COVERAGE C - THEFT, DISAPPEARANCE OR DESTRUCTION	**150,000**
COVERAGE D - COMPUTER FRAUD	**150,000**

ITEM 2. SEE ATTACHED COVERAGE PARTS AND ENDORSEMENTS FOR PROVISIONS THAT ARE INCLUDED IN THIS COVERAGE

ITEM 3. DEDUCTIBLES

COVERAGE A - EMPLOYEE DISHONESTY PER LOSS	**$1,000**	PER OCCURRENCE
COVERAGE B - FORGERY AND ALTERATION	**$1,000**	PER OCCURRENCE
COVERAGE C - THEFT, DISAPPEARANCE OR DESTRUCTION	**$1,000**	PER OCCURRENCE
COVERAGE D - COMPUTER FRAUD	**$1,000**	PER OCCURRENCE

ITEM 4. COVERAGE PARTS, FORMS, SCHEDULES AND ENDORSEMENTS APPLICABLE TO THIS COVERAGE.

Property and Crime Policy Coverage Declarations 7-1-2022
Employee Dishonesty-Per Loss Coverage Part A 7-1-2019
Forgery or Alteration Coverage Part B 7-1-2019
Theft, Disappearance or Destruction Coverage Part C 7-1-2019
Computer Fraud Coverage Part D 7-1-2019
Property Policy Coverage Form 2022

BUILDINGS AND PERSONAL PROPERTY SCHEDULE

LA VERGNE, CITY OF

Effective Date: 7/1/2025

Policy No: PPR-5348-26

QUOTATION ONLY

REPLACEMENT COST means the smaller of - a) the cost to repair; b) the cost to rebuild or replace at the same location with new materials of equivalent size, kind, and quality as of the time following the loss or damage when, with due diligence and dispatch, the rebuilding or replacement could be effected; or c) the actual expenditure that would be incurred in rebuilding, repairing, or replacing the damaged or destroyed property on the same or another site, but not to exceed the size and operating capacity that existed at the time of loss as respects building or structure, machinery, fixtures, and equipment.

ACTUAL CASH VALUE (ACV) means the smaller of - a) the cost to repair with like kind and quality less proper deduction for depreciation; b) the cost to replace with like kind and quality less proper deduction for depreciation; or c) the amount actually expended to replace with like kind and quality less proper deduction for depreciation, if replaced.

STATED AMOUNT VALUE (STATED) means that both replacement cost and actual cash value as determined by our valuation service have been rejected and that the value shown is the most that will be paid in the event of a total loss and is the value tha will be subject to a coinsurance penalty in the event of a partial loss.

Location		Occupancy	Const Type	Building Values	Personal Property Values	Location Total Values
1	5093 MURFREESBORO ROAD, LA VERGNE TN 37086	CITY HALL & BOARD ROOM, GENERATOR, SIGNAGE	MNC	1,905,361	250,000	2,155,361
2	5093 MURFREESBORO ROAD, LA VERGNE TN 37086	POLICE STORAGE BUILDING	FRAME	86,805	65,000	151,805
3	5093 MURFREESBORO ROAD, LA VERGNE TN 37086	BASEBALL PRESS BOX & STORAGE, WEATHER WARN SYS-DELETED:3/28/2023	FRAME	0	0	0
4	5093 MURFREESBORO ROAD, LA VERGNE TN 37086	SOFTBALL PRESS BOX & CONCESSION STAND-DELETED:3/28/2023	FRAME	0	0	0
5	5093 MURFREESBORO ROAD, LA VERGNE TN 37086	OPEN AIR PAVILION W/ (6) TABLES	JM	91,795	0	91,795
6	5093 MURFREESBORO ROAD, LA VERGNE TN 37086	OPEN AIR GAZEBO-DELETED:3/28/2023	FRAME	0	0	0
7	5093 MURFREESBORO ROAD, LA VERGNE TN 37086	MULTI-PURPOSE BUILDING, WEATHER WARN SYS	JM	552,295	25,000	577,295
8	115 FLOYD MAYFIELD DR, LA VERGNE TN 37086	VETERANS PARK LITTLE LEAGUE BALLFIELD LIGHTING/FENCING FOR 4 FIELDS	NC	724,818	0	724,818
9	115 FLOYD MAYFIELD DR, LA VERGNE TN 37086	VETERANS PARK FOOTBALL FIELD LIGHTING/FENCING & GOALS	NC	378,685	0	378,685
10	115 FLOYD MAYFIELD DR, LA VERGNE TN 37086	VETERANS PARK PAVILION A W/ (8) TABLES	FRAME	115,016	0	115,016
11	115 FLOYD MAYFIELD DR, LA VERGNE TN 37086	VETERANS PARK PAVILION B, INCL (9)TABLES	FRAME	119,357	0	119,357
12	337 STONES RIVER ROAD, LA VERGNE TN 37086	SENIOR CITIZENS CENTER W/ FENCING	NC	477,424	75,000	552,424
13	260 FURGUS ROAD, LA VERGNE TN 37086	SEWER LIFT STATION, W/ FENCING, GENERATOR	NC	4,459,586	0	4,459,586
14	903 WILLOWVIEW DRIVE, LA VERGNE TN 37086	DRIFTWOOD SEWER LIFT STATION W/ FENCING, GENERATOR	NC	1,475,678	0	1,475,678
15	153 CHARTER PLACE, LA VERGNE TN 37086	INTERSTATE SEWER LIFT STATION W/ FENCING, TELEMETRY	NC	1,166,437	0	1,166,437
16	600 STONES RIVER ROAD, LA VERGNE TN 37086	STONES RIVER SEWER LIFT PUMP STATION, W/ FENCING, TANK, GENERATOR	NC	1,931,402	0	1,931,402

Attached to and a part of policy number: PPR-5348-26 with effective dates from 07/01/2025 to 07/01/2026.

BUILDINGS AND PERSONAL PROPERTY SCHEDULE

LA VERGNE, CITY OF

Effective Date: 7/1/2025

Policy No: PPR-5348-26

QUOTATION ONLY

REPLACEMENT COST means the smaller of - a) the cost to repair; b) the cost to rebuild or replace at the same location with new materials of equivalent size, kind, and quality as of the time following the loss or damage when, with due diligence and dispatch, the rebuilding or replacement could be effected; or c) the actual expenditure that would be incurred in rebuilding, repairing, or replacing the damaged or destroyed property on the same or another site, but not to exceed the size and operating capacity that existed at the time of loss as respects building or structure, machinery, fixtures, and equipment.

ACTUAL CASH VALUE (ACV) means the smaller of - a) the cost to repair with like kind and quality less proper deduction for depreciation; b) the cost to replace with like kind and quality less proper deduction for depreciation; or c) the amount actually expended to replace with like kind and quality less proper deduction for depreciation, if replaced.

STATED AMOUNT VALUE (STATED) means that both replacement cost and actual cash value as determined by our valuation service have been rejected and that the value shown is the most that will be paid in the event of a total loss and is the value tha will be subject to a coinsurance penalty in the event of a partial loss.

Location		Occupancy	Const Type	Building Values	Personal Property Values	Location Total Values
17	400 HOLLENDALE ROAD, LA VERGNE TN 37086	HOLLENDALE LIFT STATION, W/ FENCING, GENERATOR	MNC	3,016,459	0	3,016,459
18	150 NEW PAUL RD (MADISON DRIVE), LA VERGNE TN 37086	CEDAR RIDGE LIFT STATION, W/ FENCING, TELEMETRY	NC	1,150,161	0	1,150,161
19	910 B STREAMFIELD POINT, LA VERGNE TN 37086	CHANEYWOOD LIFT STATION, W/ FENCING, TANK, GENERATOR	NC	1,323,770	0	1,323,770
20	327 BLAIR ROAD, LA VERGNE TN 37086	SANFORD KNOB WATER TANK - 2,500,000 GALLONS, W/ FENCING	FR	2,207,006	0	2,207,006
21	210 POULAN COURT, LA VERGNE TN 37086	SANDERS WATER TANK #1, W/ TELEMETRY	NC	1,320,515	0	1,320,515
22	210 POULAN COURT, LA VERGNE TN 37086	SANDERS WATER TANK #2, W/ FENCING, TELEMETRY	FR	2,207,006	0	2,207,006
23	148 INTERNATIONAL BLVD, LA VERGNE TN 37086	PUBLIC WORKS OFFICE & GARAGE - LEASED-DELETED:7/1/2025	NC	0	0	0
24	R 148 INTERNATIONAL BLVD, LA VERGNE TN 37086	STREET DEPARTMENT EQUIPMENT SHED - LEASED-DELETED:7/1/2025	FRAME	0	0	0
25	283 OLD NASHVILLE HIGHWAY, LA VERGNE TN 37086	FIRE ADMIN BUILDING-DELETED:7/1/2022	JM	0	0	0
26	115 FLOYD MAYFIELD DR , LA VERGNE TN 37086	VETERANS PARK LIGHTING	MNC	200,000	0	200,000
27	1145 BEN HILL BOULEVARD, LA VERGNE TN 37086	MCFARLAND WATER TANK, TELEMETRY, FENCING, GENERATOR	NC	1,027,549	0	1,027,549
28	5063 MURFREESBORO ROAD, LA VERGNE TN 37086	LIBRARY, W/ FENCING	NC	5,795,292	1,500,000	7,295,292
29	294 SAND HILL ROAD, LA VERGNE TN 37086	PARKS AND RECREATION BLDG, W/ FENCING	NC	1,292,304	200,000	1,492,304
30	5093 MURFREESBORO ROAD, LA VERGNE TN 37086	POLICE STATION. W/ FENCING, GENERATOR	NC	2,316,597	300,000	2,616,597
31	5089 MURFREESBORO ROAD, LA VERGNE TN 37086	CID DEPARTMENT BUILDING	MNC	967,872	100,000	1,067,872
32	115 FLOYD MAYFIELD DR, LA VERGNE TN 37086	VETERANS PARK PEE WEE BALL FIELDS LIGHTING AND FENCING	NC	610,888	0	610,888

Attached to and a part of policy number: PPR-5348-26 with effective dates from 07/01/2025 to 07/01/2026.

BUILDINGS AND PERSONAL PROPERTY SCHEDULE

LA VERGNE, CITY OF

Effective Date: 7/1/2025

Policy No: PPR-5348-26

QUOTATION ONLY

REPLACEMENT COST means the smaller of - a) the cost to repair; b) the cost to rebuild or replace at the same location with new materials of equivalent size, kind, and quality as of the time following the loss or damage when, with due diligence and dispatch, the rebuilding or replacement could be effected; or c) the actual expenditure that would be incurred in rebuilding, repairing, or replacing the damaged or destroyed property on the same or another site, but not to exceed the size and operating capacity that existed at the time of loss as respects building or structure, machinery, fixtures, and equipment.

ACTUAL CASH VALUE (ACV) means the smaller of - a) the cost to repair with like kind and quality less proper deduction for depreciation; b) the cost to replace with like kind and quality less proper deduction for depreciation; or c) the amount actually expended to replace with like kind and quality less proper deduction for depreciation, if replaced.

STATED AMOUNT VALUE (STATED) means that both replacement cost and actual cash value as determined by our valuation service have been rejected and that the value shown is the most that will be paid in the event of a total loss and is the value tha will be subject to a coinsurance penalty in the event of a partial loss.

Location		Occupancy	Const Type	Building Values	Personal Property Values	Location Total Values
33	124 MASON ROAD, LA VERGNE TN 37086	MASON ROAD REPEATER BLDG, INCL (2) ANTENNAS-DELETED:3/28/2023	JM	0	0	0
34	1740 LUTON DRIVE, LA VERGNE TN 37086	STONEHENGE SEWER LIFT PUMP STATION	NC	542,528	0	542,528
35	599 BUTTERNUT TRACE, LA VERGNE TN 37086	HICKORY SPRINGS PUMP STATION, W/ TANK, FENCING, TELEMETRY	NC	683,587	0	683,587
36	4012 B MARGO CIRCLE, LA VERGNE TN 37086	MORGAN'S RETREAT PUMP STATION, W/ TELEMETRY, FENCING	NC	542,528	0	542,528
37	1355 LAKE ROAD, LA VERGNE TN 37086	MCFARLIN WATER PUMP STATION W/ TELEMETRY, FENCING	NC	444,874	0	444,874
38	1355 LAKE ROAD, LA VERGNE TN 37086	MCFARLIN SEWER PUMP STATION-DELETED:1/10/2019	NC	0	0	0
39	4410 WEST NIR SHREIBMAN BLVD, LA VERGNE TN 37086	MADISON SQUARE SEWER LIFT STATION, W/ TANK, FENCING,TELEMETRY	NC	851,771	0	851,771
40	1174 WALDRON ROAD, LA VERGNE TN 37086	MARTIN'S BEND SEWER LIFT STATION, W/ TELEMETRY, FENCING	NC	661,886	0	661,886
41	1575 A RIDGEMONT DRIVE, LA VERGNE TN 37086	RIDGEMONT LIFT STATION, W/ TELEMETRY, FENCING	NC	781,241	0	781,241
42	306 B CLEAR LAKE CT, LA VERGNE TN 37086	WATERS EDGE LIFT STATION, W/ FENCING, TELEMETRY	NC	808,367	0	808,367
43	7011 INGLENOOK DRIVE, LA VERGNE TN 37086	IVY POINT SEWER LIFT STATION, FENCING, TELEMETRY	NC	1,236,965	0	1,236,965
44	700 BON AQUA DRIVE, LA VERGNE TN 37086	WATER TREATMENT PLANT, GENERATOR, FENCING	NC	96,570,103	500,000	97,070,103
45	8014 VINEYARD LANE, LA VERGNE TN 37086	WOODSONG SEWER LIFT PUMP STATION, TELEMETRY	NC	542,528	0	542,528
46	REAR 5089 MURFREESBORO ROAD, LA VERGNE TN 37086	CID DEPARTMENT STORAGE BUILDING	FRAME	6,474	0	6,474
47	REAR 700 BON AQUA DRIVE, LA VERGNE TN 37086	STORAGE BUILDING	FRAME	3,158	0	3,158
48	REAR 700 BON AQUA DRIVE, LA VERGNE TN 37086	STORAGE SHELTER	NC	3,949	0	3,949

Attached to and a part of policy number: PPR-5348-26 with effective dates from 07/01/2025 to 07/01/2026.

BUILDINGS AND PERSONAL PROPERTY SCHEDULE

LA VERGNE, CITY OF

Effective Date: 7/1/2025

Policy No: PPR-5348-26

QUOTATION ONLY

REPLACEMENT COST means the smaller of - a) the cost to repair; b) the cost to rebuild or replace at the same location with new materials of equivalent size, kind, and quality as of the time following the loss or damage when, with due diligence and dispatch, the rebuilding or replacement could be effected; or c) the actual expenditure that would be incurred in rebuilding, repairing, or replacing the damaged or destroyed property on the same or another site, but not to exceed the size and operating capacity that existed at the time of loss as respects building or structure, machinery, fixtures, and equipment.

ACTUAL CASH VALUE (ACV) means the smaller of - a) the cost to repair with like kind and quality less proper deduction for depreciation; b) the cost to replace with like kind and quality less proper deduction for depreciation; or c) the amount actually expended to replace with like kind and quality less proper deduction for depreciation, if replaced.

STATED AMOUNT VALUE (STATED) means that both replacement cost and actual cash value as determined by our valuation service have been rejected and that the value shown is the most that will be paid in the event of a total loss and is the value tha will be subject to a coinsurance penalty in the event of a partial loss.

Location		Occupancy	Const Type	Building Values	Personal Property Values	Location Total Values
49	115 FLOYD MAYFIELD DR, LA VERGNE TN 37086	VETERANS PARK LITTLE LEAGUE SCOREBOARDS (4)	NC	95,051	0	95,051
50	115 FLOYD MAYFIELD DR, LA VERGNE TN 37086	VETERANS PARK LITTLE LEAGUE CONCESSIONS BUILDING	JM	475,256	32,000	507,256
51	115 FLOYD MAYFIELD DR, LA VERGNE TN 37086	VETERANS PARK LITTLE LEAGUE BLEACHERS	NC	41,523	0	41,523
52	115 FLOYD MAYFIELD DR , LA VERGNE TN 37086	VETERANS PARK LITTLE LEAGUE DUGOUTS FOR (4) BALLFIELDS	JM	26,996	0	26,996
53	115 FLOYD MAYFIELD DR , LA VERGNE TN 37086	VETERANS PARK FOOTBALL CONCESSION STAND/RESTROOMS	JM	196,396	32,000	228,396
54	115 FLOYD MAYFIELD DR, LA VERGNE TN 37086	VETERANS PARK FOOTBALL FIELD PRESS BOX, W/ WEATHER SYSTEM	FRAME	90,060	0	90,060
55	115 FLOYD MAYFIELD DR, LA VERGNE TN 37086	VETERANS PARK FOOTBALL FIELD BLEACHERS	NC	24,944	0	24,944
56	115 FLOYD MAYFIELD DR , LA VERGNE TN 37086	VETERANS PARK PEE WEE FIELD CONCESSIONS BUILDING	JM	472,000	32,000	504,000
57	115 FLOYD MAYFIELD DR , LA VERGNE TN 37086	VETERANS PARK PEE WEE FIELD DUGOUTS FOR (4) BALLFIELDS	JM	22,577	0	22,577
58	115 FLOYD MAYFIELD DR, LA VERGNE TN 37086	VETERANS PARK PEE WEE FIELD (4) SCOREBOARDS	NC	61,089	0	61,089
59	115 FLOYD MAYFIELD DR, LA VERGNE TN 37086	VETERANS PARK PEE WEE FIELD (8) BLEACHERS	NC	41,523	0	41,523
60	115 FLOYD MAYFIELD DR, LA VERGNE TN 37086	VETERANS PARK PLAYGROUND EQUIPMENT	NC	217,012	0	217,012
61	115 FLOYD MAYFIELD DR , LA VERGNE TN 37086	VETERANS PARK (2) TENNIS COURT AND(2) BASKETBALL LIGHTING, FENCING	NC	184,460	0	184,460
62	115 FLOYD MAYFIELD DR , LA VERGNE TN 37086	VETERANS PARK WARM UP STATION	NC	82,899	0	82,899
63	115 FLOYD MAYFIELD DR , LA VERGNE TN 37086	VETERANS PARK IN-LINE HOCKEY RINK BLEACHERS-DELETED:3/28/2023	NC	0	0	0
64	115 FLOYD MAYFIELD DR , LA VERGNE TN 37086	VETERANS PARK IN-LINE HOCKEY RINK SCOREBOARD-DELETED:3/28/2023	NC	0	0	0

Attached to and a part of policy number: PPR-5348-26 with effective dates from 07/01/2025 to 07/01/2026.

BUILDINGS AND PERSONAL PROPERTY SCHEDULE

LA VERGNE, CITY OF

Effective Date: 7/1/2025

Policy No: PPR-5348-26

QUOTATION ONLY

REPLACEMENT COST means the smaller of - a) the cost to repair; b) the cost to rebuild or replace at the same location with new materials of equivalent size, kind, and quality as of the time following the loss or damage when, with due diligence and dispatch, the rebuilding or replacement could be effected; or c) the actual expenditure that would be incurred in rebuilding, repairing, or replacing the damaged or destroyed property on the same or another site, but not to exceed the size and operating capacity that existed at the time of loss as respects building or structure, machinery, fixtures, and equipment.

ACTUAL CASH VALUE (ACV) means the smaller of - a) the cost to repair with like kind and quality less proper deduction for depreciation; b) the cost to replace with like kind and quality less proper deduction for depreciation; or c) the amount actually expended to replace with like kind and quality less proper deduction for depreciation, if replaced.

STATED AMOUNT VALUE (STATED) means that both replacement cost and actual cash value as determined by our valuation service have been rejected and that the value shown is the most that will be paid in the event of a total loss and is the value tha will be subject to a coinsurance penalty in the event of a partial loss.

Location		Occupancy	Const Type	Building Values	Personal Property Values	Location Total Values
65	WALDRON ROAD @ CENTRE POINT DRIVE & CHARTER PLACE, LA VERGNE TN 37086	TRAFFIC SIGNAL	NC	265,839	0	265,839
66	WALDRON ROAD @ EAST-BOUND RAMP TO I-24, LA VERGNE TN 37086	TRAFFIC SIGNAL, 3 WAY	NC	263,669	0	263,669
67	WALDRON ROAD @WEST-BOUND RAMP TO I-24, LA VERGNE TN 37086	TRAFFIC SIGNAL, 3 WAY	NC	234,372	0	234,372
68	WALDRON ROAD @ ENTERPRISE @ INDUSTRIAL BLVD, LA VERGNE TN 37086	TRAFFIC SIGNAL	NC	310,326	0	310,326
69	WALDRON ROAD @ HEIL QUAKER & INGRAM BLVD, LA VERGNE TN 37086	TRAFFIC SIGNAL	NC	387,365	0	387,365
70	WALDRON ROAD @ BRIDGESTONE PKWY & BAIN DRIVE, LA VERGNE TN 37086	TRAFFIC SIGNAL - OFFSET 4 WAY	NC	282,115	0	282,115
71	WALDRON RD @ M'BORO RD & NIR SCHREIBMAN BLVD, LA VERGNE TN 37086	TRAFFIC SIGNAL	NC	404,726	0	404,726
72	M'BORO RD @ MADISON SQ BLVD & GEO CHANEY STREET, LA VERGNE TN 37086	TRAFFIC SIGNAL	NC	268,010	0	268,010
73	M'BORO RD @ STONES RIVER ROAD, LA VERGNE TN 37086	TRAFFIC SIGNAL	NC	266,924	0	266,924
74	M'BORO RD & FERGUS RD, LA VERGNE TN 37086	TRAFFIC SIGNAL - 3 WAY	NC	238,712	0	238,712
75	OLD NASHVILLE HWY @ JEFFERSON PIKE & CENTENNIAL DR, LA VERGNE TN 37086	TRAFFIC SIGNAL	NC	186,630	0	186,630
76	INGRAM BLVD @ INGRAM PLANT, LA VERGNE TN 37086	PEDESTRIAN CROSSING SIGNAL-DELETED:7/1/2025	NC	0	0	0
77	410 MASON ROAD, LA VERGNE TN 37086	MASON RD WATER BOOSTER STATION. W/ GENERATOR, FENCING	NC	3,114,114	0	3,114,114
78	REAR OF 5093 MURFREESBORO ROAD, LA VERGNE TN 37086	POLICE WORKOUT FACILITY-DELETED:7/1/2025	FRAME	0	0	0
79	SIDE OF 5093 MURFREESBORO ROAD, LA VERGNE TN 37086	EVIDENCE STORAGE	FRAME	24,631	0	24,631
80	MURFREESBORO RD & FLOYD MAYFIELD, LA VERGNE TN 37086	TRAFFIC SIGNAL	NC	261,499	0	261,499

Attached to and a part of policy number: PPR-5348-26 with effective dates from 07/01/2025 to 07/01/2026.

BUILDINGS AND PERSONAL PROPERTY SCHEDULE

LA VERGNE, CITY OF

Effective Date: 7/1/2025

Policy No: PPR-5348-26

QUOTATION ONLY

REPLACEMENT COST means the smaller of - a) the cost to repair; b) the cost to rebuild or replace at the same location with new materials of equivalent size, kind, and quality as of the time following the loss or damage when, with due diligence and dispatch, the rebuilding or replacement could be effected; or c) the actual expenditure that would be incurred in rebuilding, repairing, or replacing the damaged or destroyed property on the same or another site, but not to exceed the size and operating capacity that existed at the time of loss as respects building or structure, machinery, fixtures, and equipment.

ACTUAL CASH VALUE (ACV) means the smaller of - a) the cost to repair with like kind and quality less proper deduction for depreciation; b) the cost to replace with like kind and quality less proper deduction for depreciation; or c) the amount actually expended to replace with like kind and quality less proper deduction for depreciation, if replaced.

STATED AMOUNT VALUE (STATED) means that both replacement cost and actual cash value as determined by our valuation service have been rejected and that the value shown is the most that will be paid in the event of a total loss and is the value tha will be subject to a coinsurance penalty in the event of a partial loss.

Location		Occupancy	Const Type	Building Values	Personal Property Values	Location Total Values
81	MURFREESBORO RD & DICK BUCHANAN RD, LA VERGNE TN 37086	TRAFFIC SIGNAL	NC	261,499	0	261,499
82	5093 MURFREESBORO RD, LA VERGNE TN 37086	LOG CABIN-DELETED:7/1/2022	FRAME	0	0	0
83	LAKE FOREST, LA VERGNE TN 37086	POLICE DEPARTMENT MOBILE BUILDING, TABLE-DELETED 07/01/15	FRAME	0	0	0
84	MARKIN STREET, LA VERGNE TN 37086	MARKIN PARK DELETED 10/11	NC	0	0	0
85	4411 BENJAMIN FRANKLIN DRIVE, LA VERGNE TN 37086	WALDRON ROAD SEWER LIFT STATION, FENCING, TELEMETRY	NC	911,447	0	911,447
86	VETERANS PARK, LA VERGNE TN 37086	BASEBALL COMPLEX - DELETED 10/11	NC	0	0	0
87	VETERANS PARK, LA VERGNE TN 37086	FOOTBALL AND SOCCER COMPLEX - DELETED 10/11	NC	0	0	0
88	401 HOLLAND RIDGE DRIVE, LA VERGNE TN 37086	POLICE SUBSTATION	FRAME	126,951	5,000	131,951
89	5175 MURFREESBORO ROAD, LA VERGNE TN 37086	STORMWATER BUILDING, W/ FENCING	MNC	1,076,377	75,000	1,151,377
90	5175 MURFREESBORO RD, LA VERGNE TN 37086	STORM WATER/MAP STORAGE BUILDING	FRAME	171,439	20,000	191,439
91	5175 MURFRESSBORO RD, LA VERGNE TN 37086	STORAGE BUILDING	FRAME	4,431	0	4,431
92	MANKIN PARK, LA VERGNE TN 37086	PLAYGROUND EQUIPMENT #2	NC	26,028	0	26,028
93	MANKIN PARK, LA VERGNE TN 37086	PAVILLION	NC	12,106	0	12,106
94	MANKIN PARK, LA VERGNE TN 37086	PARK SIGN	FRAME	5,599	0	5,599
95	MANKIN PARK, LA VERGNE TN 37086	PLAYGROUND #1 EQUIPMENT W/FENCING, (3) TABLES	NC	106,661	0	106,661
96	LAKE FORREST PARK, LA VERGNE TN 37086	PAVILION #1	NC	12,106	0	12,106

Attached to and a part of policy number: PPR-5348-26 with effective dates from 07/01/2025 to 07/01/2026.

BUILDINGS AND PERSONAL PROPERTY SCHEDULE

LA VERGNE, CITY OF

Effective Date: 7/1/2025

Policy No: PPR-5348-26

QUOTATION ONLY

REPLACEMENT COST means the smaller of - a) the cost to repair; b) the cost to rebuild or replace at the same location with new materials of equivalent size, kind, and quality as of the time following the loss or damage when, with due diligence and dispatch, the rebuilding or replacement could be effected; or c) the actual expenditure that would be incurred in rebuilding, repairing, or replacing the damaged or destroyed property on the same or another site, but not to exceed the size and operating capacity that existed at the time of loss as respects building or structure, machinery, fixtures, and equipment.

ACTUAL CASH VALUE (ACV) means the smaller of - a) the cost to repair with like kind and quality less proper deduction for depreciation; b) the cost to replace with like kind and quality less proper deduction for depreciation; or c) the amount actually expended to replace with like kind and quality less proper deduction for depreciation, if replaced.

STATED AMOUNT VALUE (STATED) means that both replacement cost and actual cash value as determined by our valuation service have been rejected and that the value shown is the most that will be paid in the event of a total loss and is the value tha will be subject to a coinsurance penalty in the event of a partial loss.

Location		Occupancy	Const Type	Building Values	Personal Property Values	Location Total Values
97	LAKE FOREST PARK, LA VERGNE TN 37086	PAVILION #2 W/ (4) PICNIC TABLES	NC	12,106	0	12,106
98	REAR 700 BON AQUA DRIVE, LA VERGNE TN 37086	RAW WATER INTAKE, W/ TELEMETRY, FENCING	NC	4,730,851	0	4,730,851
99	REAR 5093 MURFREESBORO ROAD, LA VERGNE TN 37086	BALL FIELD LIGHTING, FENCE, BLEACHERS, SCOREBOARD-DELETED:3/28/2023	NC	0	0	0
100	169 STONES RIVER ROAD, LA VERGNE TN 37086	FIRE STATION #1 - LEASED-DELETED:1/2/2025	MNC	0	0	0
101	609 WALDRON ROAD, LA VERGNE TN 37086	FIRE STATION #42	NC	808,367	50,000	858,367
102	301 BILL STEWART BLVD, LA VERGNE TN 37086	FIRE STATION #43, W/ GENERATOR	FRAME	1,317,260	100,000	1,417,260
103	WALDRON RD PUMP STATION, LA VERGNE TN 37086	WALDRON WATER BOOST STATION W/GENERATOR, FENCING, TELEMETRY	NC	2,289,472	0	2,289,472
104	148 INTERNATIONAL BLVD, LA VERGNE TN 37086	METAL CARPORT-DELETED:7/1/2023	NC	0	0	0
105	294 SANDHILL RD, LA VERGNE TN 37086	STORAGE BUILDING	FRAME	4,796	0	4,796
106	401 HOLLAND RIDGE DRIVE, LA VERGNE TN 37086	LAKE FOREST PARK PLAYGROUND EQUIPMENT	NC	247,393	0	247,393
107	STONES RIVER @ OLD NASHVILLE HWY, LA VERGNE TN 37086	TRAFFIC LIGHTING INTERSECTION	NC	220,266	0	220,266
108	WALDRON RD @ INTERNATIONAL BLVD, LA VERGNE TN 37086	TRAFFIC LIGHTING INTERSECTION	NC	432,937	0	432,937
109	1-24 STREET LIGHTING, LA VERGNE TN 37086	STREET LIGHTING (33 POLES)	NC	464,404	0	464,404
110	1-24 HIGH MAST LIGHTING, LA VERGNE TN 37086	HIGH MAST LIGHTING (9 POLES)	NC	697,536	0	697,536
111	115 FLOYD MAYFIELD, LA VERGNE TN 37086	VETERIANS PARK MEMORIAL	NC	58,593	0	58,593
112	148 INTERNATIONAL BLVD, LA VERGNE TN 37086	SALT SHED - LEASED-DELETED:7/1/2023	FRAME	0	0	0

Attached to and a part of policy number: PPR-5348-26 with effective dates from 07/01/2025 to 07/01/2026.

BUILDINGS AND PERSONAL PROPERTY SCHEDULE

LA VERGNE, CITY OF

Effective Date: 7/1/2025

Policy No: PPR-5348-26

QUOTATION ONLY

REPLACEMENT COST means the smaller of - a) the cost to repair; b) the cost to rebuild or replace at the same location with new materials of equivalent size, kind, and quality as of the time following the loss or damage when, with due diligence and dispatch, the rebuilding or replacement could be effected; or c) the actual expenditure that would be incurred in rebuilding, repairing, or replacing the damaged or destroyed property on the same or another site, but not to exceed the size and operating capacity that existed at the time of loss as respects building or structure, machinery, fixtures, and equipment.

ACTUAL CASH VALUE (ACV) means the smaller of - a) the cost to repair with like kind and quality less proper deduction for depreciation; b) the cost to replace with like kind and quality less proper deduction for depreciation; or c) the amount actually expended to replace with like kind and quality less proper deduction for depreciation, if replaced.

STATED AMOUNT VALUE (STATED) means that both replacement cost and actual cash value as determined by our valuation service have been rejected and that the value shown is the most that will be paid in the event of a total loss and is the value tha will be subject to a coinsurance penalty in the event of a partial loss.

Location		Occupancy	Const Type	Building Values	Personal Property Values	Location Total Values
113	R 148 INTERNATIONAL BLVD, LA VERGNE TN 37086	PIPE STORAGE BUILDING - LEASED-DELETED:7/1/2023	NC	0	0	0
114	5063 MURFREESBORO ROAD	LIBRARY STORAGE BUILDING	FRAME	5,960	0	5,960
115	5063 MURFREESBORO ROAD	FOOT BRIDGE AT LIBRARY	NC	85,502	0	85,502
116	301 BILL STEWART BLVD	STORAGE SHED @ STATION 3	NC	11,177	0	11,177
117	MURFREESBORO RD	WALMART TRAFFIC INTERSECTION LIGHTING	NC	265,839	0	265,839
118	5093 MURFREESBORO RD	CITY HALL STORAGE SHED-DELETED:7/1/2023	FRAME	0	0	0
119	337 STONES RIVER RD	SENIOR CENTER STORAGE SHED-DELETED:7/1/2025	FRAME	0	0	0
120	337 STONES RIVER RD	SENIOR CENTER STORAGE SHED-DELETED:7/1/2025	FRAME	0	0	0
121	294 SAND HILL RD	PARKS/MAINTENANCE STORAGE SHED	FRAME	4,943	20,000	24,943
122	294 SAND HILL RD	PARKS/MAINTENANCE GARAGE	NC	9,693	100,000	109,693
123	480 STONES RIVER RD	VACANT RESIDENCE-DELETED:7/1/2020	FRAME	0	0	0
124	514 STONES RIVER RD	VACANT RESIDENCE-DELETED:7/1/2020	FRAME	0	0	0
125	518 STONES RIVER RD	VACANT RESIDENCE-DELETED:7/1/2020	JM	0	0	0
126	INDUSTRIAL BLVD @ NEW SANFORD RD	TRAFFIC SIGNAL	NC	237,627	0	237,627
127	115 FLOYD MAYFIELD DR	(28) LIGHT POLES/ AIRSCREEN PROJECTOR AND SOUND SYSTEM	NC	211,586	0	211,586
128	468 STONES RIVER RD	FIRE DEPT ADMINSTRATION BLDG	FRAME	404,726	10,000	414,726

Attached to and a part of policy number: PPR-5348-26 with effective dates from 07/01/2025 to 07/01/2026.

BUILDINGS AND PERSONAL PROPERTY SCHEDULE

LA VERGNE, CITY OF

Effective Date: 7/1/2025

Policy No: PPR-5348-26

QUOTATION ONLY

REPLACEMENT COST means the smaller of - a) the cost to repair; b) the cost to rebuild or replace at the same location with new materials of equivalent size, kind, and quality as of the time following the loss or damage when, with due diligence and dispatch, the rebuilding or replacement could be effected; or c) the actual expenditure that would be incurred in rebuilding, repairing, or replacing the damaged or destroyed property on the same or another site, but not to exceed the size and operating capacity that existed at the time of loss as respects building or structure, machinery, fixtures, and equipment.

ACTUAL CASH VALUE (ACV) means the smaller of - a) the cost to repair with like kind and quality less proper deduction for depreciation; b) the cost to replace with like kind and quality less proper deduction for depreciation; or c) the amount actually expended to replace with like kind and quality less proper deduction for depreciation, if replaced.

STATED AMOUNT VALUE (STATED) means that both replacement cost and actual cash value as determined by our valuation service have been rejected and that the value shown is the most that will be paid in the event of a total loss and is the value tha will be subject to a coinsurance penalty in the event of a partial loss.

Location		Occupancy	Const Type	Building Values	Personal Property Values	Location Total Values
129	5093 MURFREESBORO RD	SIDE POLICE STORAGE BLDG	NC	22,895	20,000	42,895
130	115 FLOYD MAYFIELD DRIVE AT VETERANS PARK	SEASONAL ACRYLIC PANEL SKATING RINK	NC	155,163	0	155,163
131	115 FLOYD MAYFIELD DRIVE AT VETERANS PARK	PARKING LOT LIGHTING - FRONT LOT - VETERANS PARK	NC	116,101	0	116,101
132	115 FLOYD MAYFIELD DRIVE AT VETERANS PARK	PARKING LOT LIGHTING - REAR LOT - VETERANS PARK	NC	137,803	0	137,803
133	5093 MURFREESBORO ROAD	POLICE DEPARTMENT MONO POLE	NC	112,846	0	112,846
134	377 STONES RIVER ROAD	DOG PARK W/ FENCING	NC	74,628	0	74,628
135	1593 MURFREESBORO ROAD	PEDESTRIAN CONCRETE BRIDGE (NEAR UNDERPASS)	NC	119,357	0	119,357
136	HURRICANE CREEK GREENWAY	PEDESTRIAN CONCRETE BRIDGE #1 (BY NIR SHREIBMAN BLVD)	NC	116,101	0	116,101
137	HURRICANE CREEK GREENWAY	PEDESTRIAN CONCRETE BRIDGE #2 (NEAR PARKING LOT)	NC	116,101	0	116,101
138	HURRICANE CREEK GREENWAY	WOOD PEDESTRIAN BRIDGE #3 (BY PARKING LOT)	FRAME	207,246	0	207,246
139	HURRICANE CREEK GREENWAY	WOOD PEDESTRIAN BRIDGE #4 (WITH LOOKOUT)	FRAME	225,692	0	225,692
140	771 HOLLAND RIDGE DRIVE	HOLLAND RIDGE SEWER LIFT STATION, FENCING, TELEMETRY	NC	375,519	0	375,519
141	407 NEW SANFORD ROAD	GLENN SEWER LIFT STATION, FENCING	NC	386,097	0	386,097
142	300 NEW SANFORD ROAD	JAMES SEWER LIFT STATION, FENCING	NC	386,097	0	386,097
143	565 INDUSTRIAL BLVD	JOHNNY SEWER LIFT STATION, FENCING, TELEMETRY	NC	417,831	0	417,831
144	283 OLD NASHVILLE HWY	FIRE STATION # 41, (3) FLAGPOLES, GENERATOR	MNC	12,212,675	1,500,000	13,712,675

Attached to and a part of policy number: PPR-5348-26 with effective dates from 07/01/2025 to 07/01/2026.

BUILDINGS AND PERSONAL PROPERTY SCHEDULE

LA VERGNE, CITY OF

Effective Date: 7/1/2025

Policy No: PPR-5348-26

QUOTATION ONLY

REPLACEMENT COST means the smaller of - a) the cost to repair; b) the cost to rebuild or replace at the same location with new materials of equivalent size, kind, and quality as of the time following the loss or damage when, with due diligence and dispatch, the rebuilding or replacement could be effected; or c) the actual expenditure that would be incurred in rebuilding, repairing, or replacing the damaged or destroyed property on the same or another site, but not to exceed the size and operating capacity that existed at the time of loss as respects building or structure, machinery, fixtures, and equipment.

ACTUAL CASH VALUE (ACV) means the smaller of - a) the cost to repair with like kind and quality less proper deduction for depreciation; b) the cost to replace with like kind and quality less proper deduction for depreciation; or c) the amount actually expended to replace with like kind and quality less proper deduction for depreciation, if replaced.

STATED AMOUNT VALUE (STATED) means that both replacement cost and actual cash value as determined by our valuation service have been rejected and that the value shown is the most that will be paid in the event of a total loss and is the value tha will be subject to a coinsurance penalty in the event of a partial loss.

Location		Occupancy	Const Type	Building Values	Personal Property Values	Location Total Values
145	1500 E. NIR SHREIBMAN BLVD	PUBLIC WORKS COMPLEX	MNC	27,815,136	1,500,000	29,315,136
146	FERGUS RD	PEDESTRIAN BRIDGE	NC	116,201	0	116,201
147	307 MASON RD	FIRE TRAINING FACILITY- 7 CONES BOXES, FENCING	NC	150,000	0	150,000
148	294 SAND HILL RD	3 CONEX BOXES	NC	9,000	40,000	49,000
149	VETERANS PARK	SKATE PARK	NC	150,000	0	150,000
			TOTAL	**207,798,922**	**6,551,000**	**214,349,922**

Attached to and a part of policy number: PPR-5348-26 with effective dates from 07/01/2025 to 07/01/2026.

PUBLIC ENTITY PARTNERS
MUNICIPAL PROPERTY COVERAGE

QUOTATION ONLY

UNMANNED AERIAL SYSTEMS COVERAGE ENDORSEMENT

THIS ENDORSEMENT CHANGES THE POLICY. PLEASE REAT IT CAREFULLY.

COVERAGE C - MOBILE EQUIPMENT COVERAGE is amended to include the following;

SECTION II Exclusion 1.d. is amended to append the following exception in addition to the existing language:

This exclusion does not apply to Unmanned Aerial Systems (Drones) scheduled on this endorsement subject to the following additional exclusions.

This endorsement does not cover any loss or damage that is the direct or indirect result of any of the following;

a. Use of the scheduled equipment that is not in conformance with federal, state or local regulations, statutes or ordinances applicable to such equipment.

b. Use of the scheduled equipment outside the scope of **your** operations.

c. Use of the scheduled equipment by any person other than those persons designated by **you** to operate the vehicles who have been trained in; 1) the proper operation of the equipment, 2) **your** policies related to the operation of the equipment and 3) regulations applicable to the operation of the equipment. Completion of training referred to in this exclusion must be documented in written form in **your** records. This exclusion c. does not apply to operation of equipment during the supervised training of designated operators.

The scheduled systems will be considered **mobile equipment** for all coverage applications. All other terms and conditions of the policy apply to this extension of coverage.

LA VERGNE, CITY OF

Policy No: PPR-5348-26

Schedule of Covered Unmanned Aerial Systems

Description	Serial Number	Value
DJI MAVIC AIR 2	298CGBKR0A08X8	$5,093
DJI MAVIC AIR 2	298CGBKR0A08UV	$5,093
MATRICE 30T	1581F5BKD229W0(	$14,000
AUTEL- EVO MAX	1748FEV3HMA824	$12,001
AUTEL- EVO MAX	1748FEV3HMA824	$12,001
AUTEL- EVO MAX	1748FEV3HMA824	$12,001
AUTEL- EVO MAX	1748FEV3HMA824	$12,001
AUTEL- EVO MAX	1748FEV3HMA824	$12,001
AUTEL- EVO LITE	1748FEC2LTC8240	$1,399
AUTEL- EVO LITE	1748FEC2LTC8240	$1,399

MOBILE EQUIPMENT SCHEDULE
LA VERGNE, CITY OF

Drones & Watercraft must be scheduled for coverage on the property policy.

QUOTATION ONLY

Policy No, **PPR-5348-26**
Effective Date: **07/01/2025**

	DESCRIPTION	TOTAL VALUE
1	MOBILE EQUIPMENT WITH PER ITEM VALUES LESS THAN $50,000 (Unless Scheduled Below)	2,200,000

	DESCRIPTION (Make/Model/Year and Description	SERIAL NUMBER	VALUE
2	K9 "BORA"		17,500
3	K9 "TURBO"		16,500
4	CATERPILLAR 304E2	08129	72,000
5	EXTREME VAC DCL 800	R1682	84,000
6	JOHN DEERE 6105E	12537	138,000
7	SNOW RINK		75,000
8	K9 "RITION"		13,500
9	K9 "HERA"		15,000
10	DJI MAVIC AIR 2	298CGBKR0A08X8	5,093
11	DJI MAVIC AIR 2	298CGBKR0A08UW	5,093
12	MATRICE 30T	1581F5BKD229W00CZ0WT	14,000
13	AUTEL- EVO MAX	1748FEV3HMA824231162	12,001
14	AUTEL- EVO MAX	1748FEV3HMA824231118	12,001
15	AUTEL- EVO MAX	1748FEV3HMA824231154	12,001
16	AUTEL- EVO MAX	1748FEV3HMA824231027	12,001
17	AUTEL- EVO MAX	1748FEV3HMA824231028	12,001
18	AUTEL- EVO LITE	1748FEC2LTC824011319	1,399
19	AUTEL- EVO LITE	1748FEC2LTC824011361	1,399
		TOTAL SCHEDULE	**518,489**
		TOTAL ALL	**2,718,489**

Attached to and a part of policy number: PPR-5348-26 with effective dates from 07/01/2025 to 07/01/2026.

PREMIUM BREAKDOWN

BUILDINGS AND PERSONAL PROPERTY SCHEDULE
LA VERGNE, CITY OF

QUOTATION ONLY

Effective Date: **07/01/2025**

Policy No. **PPR-5348-26**

	Location	Occupancy	Premium	Building Values	Personal Property Values	Location Total Values
1	5093 MURFREESBORO ROAD, LA VERGNE	CITY HALL & BOARD ROOM, GENERATOR, SIGNAGE	2,002.28	1,905,361	250,000	2,155,361
2	5093 MURFREESBORO ROAD, LA VERGNE	POLICE STORAGE BUILDING	141.02	86,805	65,000	151,805
3	5093 MURFREESBORO ROAD, LA VERGNE	BASEBALL PRESS BOX & STORAGE, WEATHER WARN SYS-DELETED:3/28/2023	0.00	0	0	0
4	5093 MURFREESBORO ROAD, LA VERGNE	SOFTBALL PRESS BOX & CONCESSION STAND-DELETED:3/28/2023	0.00	0	0	0
5	5093 MURFREESBORO ROAD, LA VERGNE	OPEN AIR PAVILION W/ (6) TABLES	85.28	91,795	0	91,795
6	5093 MURFREESBORO ROAD, LA VERGNE	OPEN AIR GAZEBO-DELETED:3/28/2023	0.00	0	0	0
7	5093 MURFREESBORO ROAD, LA VERGNE	MULTI-PURPOSE BUILDING, WEATHER WARN SYS	536.29	552,295	25,000	577,295
8	115 FLOYD MAYFIELD DR, LA VERGNE	VETERANS PARK LITTLE LEAGUE BALLFIELD LIGHTING/FENCING FOR 4 FIELDS	673.34	724,818	0	724,818
9	115 FLOYD MAYFIELD DR, LA VERGNE	VETERANS PARK FOOTBALL FIELD LIGHTING/FENCING & GOALS	351.79	378,685	0	378,685
10	115 FLOYD MAYFIELD DR, LA VERGNE	VETERANS PARK PAVILION A W/ (8) TABLES	106.85	115,016	0	115,016
11	115 FLOYD MAYFIELD DR, LA VERGNE	VETERANS PARK PAVILION B, INCL (9)TABLES	110.88	119,357	0	119,357
12	337 STONES RIVER ROAD, LA VERGNE	SENIOR CITIZENS CENTER W/ FENCING	513.19	477,424	75,000	552,424
13	260 FURGUS ROAD, LA VERGNE	SEWER LIFT STATION, W/ FENCING, GENERATOR	4,142.85	4,459,586	0	4,459,586
14	903 WILLOWVIEW DRIVE, LA VERGNE	DRIFTWOOD SEWER LIFT STATION W/ FENCING, GENERATOR	1,370.87	1,475,678	0	1,475,678
15	153 CHARTER PLACE, LA VERGNE	INTERSTATE SEWER LIFT STATION W/ FENCING, TELEMETRY	1,083.59	1,166,437	0	1,166,437
16	600 STONES RIVER ROAD, LA VERGNE	STONES RIVER SEWER LIFT PUMP STATION, W/ FENCING, TANK, GENERATOR	1,794.23	1,931,402	0	1,931,402
17	400 HOLLENDALE ROAD, LA VERGNE	HOLLENDALE LIFT STATION, W/ FENCING, GENERATOR	2,802.22	3,016,459	0	3,016,459
18	150 NEW PAUL RD (MADISON DRIVE), LA VERGNE	CEDAR RIDGE LIFT STATION, W/ FENCING, TELEMETRY	1,068.47	1,150,161	0	1,150,161
19	910 B STREAMFIELD POINT, LA VERGNE	CHANEYWOOD LIFT STATION, W/ FENCING, TANK, GENERATOR	1,229.75	1,323,770	0	1,323,770

PREMIUM BREAKDOWN

BUILDINGS AND PERSONAL PROPERTY SCHEDULE
LA VERGNE, CITY OF

QUOTATION ONLY

Effective Date: **07/01/2025**

Policy No. **PPR-5348-26**

	Location	Occupancy	Premium	Building Values	Personal Property Values	Location Total Values
20	327 BLAIR ROAD, LA VERGNE	SANFORD KNOB WATER TANK - 2,500,000 GALLONS, W/ FENCING	2,050.26	2,207,006	0	2,207,006
21	210 POULAN COURT, LA VERGNE	SANDERS WATER TANK #1, W/ TELEMETRY	1,226.73	1,320,515	0	1,320,515
22	210 POULAN COURT, LA VERGNE	SANDERS WATER TANK #2, W/ FENCING, TELEMETRY	2,050.26	2,207,006	0	2,207,006
23	148 INTERNATIONAL BLVD, LA VERGNE	PUBLIC WORKS OFFICE & GARAGE - LEASED-DELETED:7/1/2025	0.00	0	0	0
24	R 148 INTERNATIONAL BLVD, LA VERGNE	STREET DEPARTMENT EQUIPMENT SHED - LEASED-DELETED:7/1/2025	0.00	0	0	0
25	283 OLD NASHVILLE HIGHWAY, LA VERGNE	FIRE ADMIN BUILDING-DELETED:7/1/2022	0.00	0	0	0
26	115 FLOYD MAYFIELD DR , LA VERGNE	VETERANS PARK LIGHTING	185.80	200,000	0	200,000
27	1145 BEN HILL BOULEVARD, LA VERGNE	MCFARLAND WATER TANK, TELEMETRY, FENCING, GENERATOR	954.57	1,027,549	0	1,027,549
28	5063 MURFREESBORO ROAD, LA VERGNE	LIBRARY, W/ FENCING	6,777.16	5,795,292	1,500,000	7,295,292
29	294 SAND HILL ROAD, LA VERGNE	PARKS AND RECREATION BLDG, W/ FENCING	1,386.32	1,292,304	200,000	1,492,304
30	5093 MURFREESBORO ROAD, LA VERGNE	POLICE STATION. W/ FENCING, GENERATOR	2,430.76	2,316,597	300,000	2,616,597
31	5089 MURFREESBORO ROAD, LA VERGNE	CID DEPARTMENT BUILDING	992.03	967,872	100,000	1,067,872
32	115 FLOYD MAYFIELD DR, LA VERGNE	VETERANS PARK PEE WEE BALL FIELDS LIGHTING AND FENCING	567.50	610,888	0	610,888
33	124 MASON ROAD, LA VERGNE	MASON ROAD REPEATER BLDG, INCL (2) ANTENNAS-DELETED:3/28/2023	0.00	0	0	0
34	1740 LUTON DRIVE, LA VERGNE	STONEHENGE SEWER LIFT PUMP STATION	504.00	542,528	0	542,528
35	599 BUTTERNUT TRACE, LA VERGNE	HICKORY SPRINGS PUMP STATION, W/ TANK, FENCING, TELEMETRY	635.04	683,587	0	683,587
36	4012 B MARGO CIRCLE, LA VERGNE	MORGAN'S RETREAT PUMP STATION, W/ TELEMETRY, FENCING	504.00	542,528	0	542,528
37	1355 LAKE ROAD, LA VERGNE	MCFARLIN WATER PUMP STATION W/ TELEMETRY, FENCING	413.28	444,874	0	444,874
38	1355 LAKE ROAD, LA VERGNE	MCFARLIN SEWER PUMP STATION-DELETED:1/10/2019	0.00	0	0	0

PREMIUM BREAKDOWN

BUILDINGS AND PERSONAL PROPERTY SCHEDULE
LA VERGNE, CITY OF

QUOTATION ONLY

Effective Date: **07/01/2025**

Policy No. **PPR-5348-26**

	Location	Occupancy	Premium	Building Values	Personal Property Values	Location Total Values
39	4410 WEST NIR SHREIBMAN BLVD, LA VERGNE	MADISON SQUARE SEWER LIFT STATION, W/ TANK, FENCING,TELEMETRY	791.28	851,771	0	851,771
40	1174 WALDRON ROAD, LA VERGNE	MARTIN'S BEND SEWER LIFT STATION, W/ TELEMETRY, FENCING	614.88	661,886	0	661,886
41	1575 A RIDGEMONT DRIVE, LA VERGNE	RIDGEMONT LIFT STATION, W/ TELEMETRY, FENCING	725.76	781,241	0	781,241
42	306 B CLEAR LAKE CT, LA VERGNE	WATERS EDGE LIFT STATION, W/ FENCING, TELEMETRY	750.95	808,367	0	808,367
43	7011 INGLENOOK DRIVE, LA VERGNE	IVY POINT SEWER LIFT STATION, FENCING, TELEMETRY	1,149.11	1,236,965	0	1,236,965
44	700 BON AQUA DRIVE, LA VERGNE	WATER TREATMENT PLANT, GENERATOR, FENCING	90,175.93	96,570,103	500,000	97,070,103
45	8014 VINEYARD LANE, LA VERGNE	WOODSONG SEWER LIFT PUMP STATION, TELEMETRY	504.00	542,528	0	542,528
46	REAR 5089 MURFREESBORO ROAD, LA VERGNE	CID DEPARTMENT STORAGE BUILDING	6.01	6,474	0	6,474
47	REAR 700 BON AQUA DRIVE, LA VERGNE	STORAGE BUILDING	2.93	3,158	0	3,158
48	REAR 700 BON AQUA DRIVE, LA VERGNE	STORAGE SHELTER	3.67	3,949	0	3,949
49	115 FLOYD MAYFIELD DR, LA VERGNE	VETERANS PARK LITTLE LEAGUE SCOREBOARDS (4)	88.30	95,051	0	95,051
50	115 FLOYD MAYFIELD DR, LA VERGNE	VETERANS PARK LITTLE LEAGUE CONCESSIONS BUILDING	471.23	475,256	32,000	507,256
51	115 FLOYD MAYFIELD DR, LA VERGNE	VETERANS PARK LITTLE LEAGUE BLEACHERS	38.57	41,523	0	41,523
52	115 FLOYD MAYFIELD DR , LA VERGNE	VETERANS PARK LITTLE LEAGUE DUGOUTS FOR (4) BALLFIELDS	25.08	26,996	0	26,996
53	115 FLOYD MAYFIELD DR , LA VERGNE	VETERANS PARK FOOTBALL CONCESSION STAND/RESTROOMS	212.17	196,396	32,000	228,396
54	115 FLOYD MAYFIELD DR, LA VERGNE	VETERANS PARK FOOTBALL FIELD PRESS BOX, W/ WEATHER SYSTEM	83.66	90,060	0	90,060
55	115 FLOYD MAYFIELD DR, LA VERGNE	VETERANS PARK FOOTBALL FIELD BLEACHERS	23.17	24,944	0	24,944
56	115 FLOYD MAYFIELD DR , LA VERGNE	VETERANS PARK PEE WEE FIELD CONCESSIONS BUILDING	468.20	472,000	32,000	504,000
57	115 FLOYD MAYFIELD DR , LA VERGNE	VETERANS PARK PEE WEE FIELD DUGOUTS FOR (4) BALLFIELDS	20.97	22,577	0	22,577

PREMIUM BREAKDOWN

BUILDINGS AND PERSONAL PROPERTY SCHEDULE
LA VERGNE, CITY OF

QUOTATION ONLY

Effective Date: **07/01/2025**

Policy No. **PPR-5348-26**

	Location	Occupancy	Premium	Building Values	Personal Property Values	Location Total Values
58	115 FLOYD MAYFIELD DR, LA VERGNE	VETERANS PARK PEE WEE FIELD (4) SCOREBOARDS	56.75	61,089	0	61,089
59	115 FLOYD MAYFIELD DR, LA VERGNE	VETERANS PARK PEE WEE FIELD (8) BLEACHERS	38.57	41,523	0	41,523
60	115 FLOYD MAYFIELD DR, LA VERGNE	VETERANS PARK PLAYGROUND EQUIPMENT	201.60	217,012	0	217,012
61	115 FLOYD MAYFIELD DR , LA VERGNE	VETERANS PARK (2) TENNIS COURT AND(2) BASKETBALL LIGHTING, FENCING	171.36	184,460	0	184,460
62	115 FLOYD MAYFIELD DR , LA VERGNE	VETERANS PARK WARM UP STATION	77.01	82,899	0	82,899
63	115 FLOYD MAYFIELD DR , LA VERGNE	VETERANS PARK IN-LINE HOCKEY RINK BLEACHERS-DELETED:3/28/2023	0.00	0	0	0
64	115 FLOYD MAYFIELD DR , LA VERGNE	VETERANS PARK IN-LINE HOCKEY RINK SCOREBOARD-DELETED:3/28/2023	0.00	0	0	0
65	WALDRON ROAD @ CENTRE POINT DRIVE & CHARTER PLACE, LA VERGNE	TRAFFIC SIGNAL	246.96	265,839	0	265,839
66	WALDRON ROAD @ EAST-BOUND RAMP TO I-24, LA VERGNE	TRAFFIC SIGNAL, 3 WAY	244.94	263,669	0	263,669
67	WALDRON ROAD @WEST-BOUND RAMP TO I-24, LA VERGNE	TRAFFIC SIGNAL, 3 WAY	217.73	234,372	0	234,372
68	WALDRON ROAD @ ENTERPRISE @ INDUSTRIAL BLVD, LA VERGNE	TRAFFIC SIGNAL	288.29	310,326	0	310,326
69	WALDRON ROAD @ HEIL QUAKER & INGRAM BLVD, LA VERGNE	TRAFFIC SIGNAL	359.85	387,365	0	387,365
70	WALDRON ROAD @ BRIDGESTONE PKWY & BAIN DRIVE, LA VERGNE	TRAFFIC SIGNAL - OFFSET 4 WAY	262.08	282,115	0	282,115
71	WALDRON RD @ M'BORO RD & NIR SCHREIBMAN BLVD, LA VERGNE	TRAFFIC SIGNAL	375.98	404,726	0	404,726
72	M'BORO RD @ MADISON SQ BLVD & GEO CHANEY STREET, LA VERGNE	TRAFFIC SIGNAL	248.98	268,010	0	268,010
73	M'BORO RD @ STONES RIVER ROAD, LA VERGNE	TRAFFIC SIGNAL	247.97	266,924	0	266,924
74	M'BORO RD & FERGUS RD, LA VERGNE	TRAFFIC SIGNAL - 3 WAY	221.76	238,712	0	238,712
75	OLD NASHVILLE HWY @ JEFFERSON PIKE & CENTENNIAL DR, LA VERGNE	TRAFFIC SIGNAL	173.38	186,630	0	186,630
76	INGRAM BLVD @ INGRAM PLANT, LA VERGNE	PEDESTRIAN CROSSING SIGNAL-DELETED:7/1/2025	0.00	0	0	0

PREMIUM BREAKDOWN

BUILDINGS AND PERSONAL PROPERTY SCHEDULE
LA VERGNE, CITY OF

QUOTATION ONLY

Effective Date: **07/01/2025**

Policy No. **PPR-5348-26**

	Location	Occupancy	Premium	Building Values	Personal Property Values	Location Total Values
77	410 MASON ROAD, LA VERGNE	MASON RD WATER BOOSTER STATION. W/ GENERATOR, FENCING	2,892.94	3,114,114	0	3,114,114
78	REAR OF 5093 MURFREESBORO ROAD, LA VERGNE	POLICE WORKOUT FACILITY-DELETED:7/1/2025	0.00	0	0	0
79	SIDE OF 5093 MURFREESBORO ROAD, LA VERGNE	EVIDENCE STORAGE	22.88	24,631	0	24,631
80	MURFREESBORO RD & FLOYD MAYFIELD, LA VERGNE	TRAFFIC SIGNAL	242.93	261,499	0	261,499
81	MURFREESBORO RD & DICK BUCHANAN RD, LA VERGNE	TRAFFIC SIGNAL	242.93	261,499	0	261,499
82	5093 MURFREESBORO RD, LA VERGNE	LOG CABIN-DELETED:7/1/2022	0.00	0	0	0
83	LAKE FOREST, LA VERGNE	POLICE DEPARTMENT MOBILE BUILDING, TABLE-DELETED 07/01/15	0.00	0	0	0
84	MARKIN STREET, LA VERGNE	MARKIN PARK DELETED 10/11	0.00	0	0	0
85	4411 BENJAMIN FRANKLIN DRIVE, LA VERGNE	WALDRON ROAD SEWER LIFT STATION, FENCING, TELEMETRY	846.71	911,447	0	911,447
86	VETERANS PARK, LA VERGNE	BASEBALL COMPLEX - DELETED 10/11	0.00	0	0	0
87	VETERANS PARK, LA VERGNE	FOOTBALL AND SOCCER COMPLEX - DELETED 10/11	0.00	0	0	0
88	401 HOLLAND RIDGE DRIVE, LA VERGNE	POLICE SUBSTATION	122.58	126,951	5,000	131,951
89	5175 MURFREESBORO ROAD, LA VERGNE	STORMWATER BUILDING, W/ FENCING	1,069.60	1,076,377	75,000	1,151,377
90	5175 MURFREESBORO RD, LA VERGNE	STORM WATER/MAP STORAGE BUILDING	177.84	171,439	20,000	191,439
91	5175 MURFRESSBORO RD, LA VERGNE	STORAGE BUILDING	4.12	4,431	0	4,431
92	MANKIN PARK, LA VERGNE	PLAYGROUND EQUIPMENT #2	24.18	26,028	0	26,028
93	MANKIN PARK, LA VERGNE	PAVILLION	11.25	12,106	0	12,106
94	MANKIN PARK, LA VERGNE	PARK SIGN	5.20	5,599	0	5,599
95	MANKIN PARK, LA VERGNE	PLAYGROUND #1 EQUIPMENT W/FENCING, (3) TABLES	99.09	106,661	0	106,661

PREMIUM BREAKDOWN

BUILDINGS AND PERSONAL PROPERTY SCHEDULE
LA VERGNE, CITY OF

QUOTATION ONLY

Effective Date: **07/01/2025**

Policy No. **PPR-5348-26**

	Location	Occupancy	Premium	Building Values	Personal Property Values	Location Total Values
96	LAKE FORREST PARK, LA VERGNE	PAVILION #1	11.25	12,106	0	12,106
97	LAKE FOREST PARK, LA VERGNE	PAVILION #2 W/ (4) PICNIC TABLES	11.25	12,106	0	12,106
98	REAR 700 BON AQUA DRIVE, LA VERGNE	RAW WATER INTAKE, W/ TELEMETRY, FENCING	4,394.85	4,730,851	0	4,730,851
99	REAR 5093 MURFREESBORO ROAD, LA VERGNE	BALL FIELD LIGHTING, FENCE, BLEACHERS, SCOREBOARD-DELETED:3/28/2023	0.00	0	0	0
100	169 STONES RIVER ROAD, LA VERGNE	FIRE STATION #1 - LEASED-DELETED:1/2/2025	0.00	0	0	0
101	609 WALDRON ROAD, LA VERGNE	FIRE STATION #42	797.40	808,367	50,000	858,367
102	301 BILL STEWART BLVD, LA VERGNE	FIRE STATION #43, W/ GENERATOR	1,316.60	1,317,260	100,000	1,417,260
103	WALDRON RD PUMP STATION, LA VERGNE	WALDRON WATER BOOST STATION W/GENERATOR, FENCING, TELEMETRY	2,126.87	2,289,472	0	2,289,472
104	148 INTERNATIONAL BLVD, LA VERGNE	METAL CARPORT-DELETED:7/1/2023	0.00	0	0	0
105	294 SANDHILL RD, LA VERGNE	STORAGE BUILDING	4.46	4,796	0	4,796
106	401 HOLLAND RIDGE DRIVE, LA VERGNE	LAKE FOREST PARK PLAYGROUND EQUIPMENT	229.82	247,393	0	247,393
107	STONES RIVER @ OLD NASHVILLE HWY, LA VERGNE	TRAFFIC LIGHTING INTERSECTION	204.62	220,266	0	220,266
108	WALDRON RD @ INTERNATIONAL BLVD, LA VERGNE	TRAFFIC LIGHTING INTERSECTION	402.19	432,937	0	432,937
109	1-24 STREET LIGHTING, LA VERGNE	STREET LIGHTING (33 POLES)	431.42	464,404	0	464,404
110	1-24 HIGH MAST LIGHTING, LA VERGNE	HIGH MAST LIGHTING (9 POLES)	648.00	697,536	0	697,536
111	115 FLOYD MAYFIELD, LA VERGNE	VETERIANS PARK MEMORIAL	54.43	58,593	0	58,593
112	148 INTERNATIONAL BLVD, LA VERGNE	SALT SHED - LEASED-DELETED:7/1/2023	0.00	0	0	0
113	R 148 INTERNATIONAL BLVD, LA VERGNE	PIPE STORAGE BUILDING - LEASED-DELETED:7/1/2023	0.00	0	0	0
114	5063 MURFREESBORO ROAD	LIBRARY STORAGE BUILDING	5.54	5,960	0	5,960

PREMIUM BREAKDOWN

BUILDINGS AND PERSONAL PROPERTY SCHEDULE
LA VERGNE, CITY OF

QUOTATION ONLY

Effective Date: **07/01/2025**

Policy No. **PPR-5348-26**

	Location	Occupancy	Premium	Building Values	Personal Property Values	Location Total Values
115	5063 MURFREESBORO ROAD	FOOT BRIDGE AT LIBRARY	79.43	85,502	0	85,502
116	301 BILL STEWART BLVD	STORAGE SHED @ STATION 3	10.38	11,177	0	11,177
117	MURFREESBORO RD	WALMART TRAFFIC INTERSECTION LIGHTING	246.96	265,839	0	265,839
118	5093 MURFREESBORO RD	CITY HALL STORAGE SHED-DELETED:7/1/2023	0.00	0	0	0
119	337 STONES RIVER RD	SENIOR CENTER STORAGE SHED-DELETED:7/1/2025	0.00	0	0	0
120	337 STONES RIVER RD	SENIOR CENTER STORAGE SHED-DELETED:7/1/2025	0.00	0	0	0
121	294 SAND HILL RD	PARKS/MAINTENANCE STORAGE SHED	23.17	4,943	20,000	24,943
122	294 SAND HILL RD	PARKS/MAINTENANCE GARAGE	101.90	9,693	100,000	109,693
123	480 STONES RIVER RD	VACANT RESIDENCE-DELETED:7/1/2020	0.00	0	0	0
124	514 STONES RIVER RD	VACANT RESIDENCE-DELETED:7/1/2020	0.00	0	0	0
125	518 STONES RIVER RD	VACANT RESIDENCE-DELETED:7/1/2020	0.00	0	0	0
126	INDUSTRIAL BLVD @ NEW SANFORD RD	TRAFFIC SIGNAL	220.75	237,627	0	237,627
127	115 FLOYD MAYFIELD DR	(28) LIGHT POLES/ AIRSCREEN PROJECTOR AND SOUND SYSTEM	196.56	211,586	0	211,586
128	468 STONES RIVER RD	FIRE DEPT ADMINSTRATION BLDG	385.27	404,726	10,000	414,726
129	5093 MURFREESBORO RD	SIDE POLICE STORAGE BLDG	39.85	22,895	20,000	42,895
130	115 FLOYD MAYFIELD DRIVE AT VETERANS PARK	SEASONAL ACRYLIC PANEL SKATING RINK	144.14	155,163	0	155,163
131	115 FLOYD MAYFIELD DRIVE AT VETERANS PARK	PARKING LOT LIGHTING - FRONT LOT - VETERANS PARK	107.86	116,101	0	116,101
132	115 FLOYD MAYFIELD DRIVE AT VETERANS PARK	PARKING LOT LIGHTING - REAR LOT - VETERANS PARK	128.02	137,803	0	137,803
133	5093 MURFREESBORO ROAD	POLICE DEPARTMENT MONO POLE	104.83	112,846	0	112,846

PREMIUM BREAKDOWN

BUILDINGS AND PERSONAL PROPERTY SCHEDULE
LA VERGNE, CITY OF

QUOTATION ONLY

Effective Date: **07/01/2025**

Policy No. **PPR-5348-26**

	Location	Occupancy	Premium	Building Values	Personal Property Values	Location Total Values
134	377 STONES RIVER ROAD	DOG PARK W/ FENCING	69.33	74,628	0	74,628
135	1593 MURFREESBORO ROAD	PEDESTRIAN CONCRETE BRIDGE (NEAR UNDERPASS)	110.88	119,357	0	119,357
136	HURRICANE CREEK GREENWAY	PEDESTRIAN CONCRETE BRIDGE #1 (BY NIR SHREIBMAN BLVD)	107.86	116,101	0	116,101
137	HURRICANE CREEK GREENWAY	PEDESTRIAN CONCRETE BRIDGE #2 (NEAR PARKING LOT)	107.86	116,101	0	116,101
138	HURRICANE CREEK GREENWAY	WOOD PEDESTRIAN BRIDGE #3 (BY PARKING LOT)	192.53	207,246	0	207,246
139	HURRICANE CREEK GREENWAY	WOOD PEDESTRIAN BRIDGE #4 (WITH LOOKOUT)	209.66	225,692	0	225,692
140	771 HOLLAND RIDGE DRIVE	HOLLAND RIDGE SEWER LIFT STATION, FENCING, TELEMETRY	348.85	375,519	0	375,519
141	407 NEW SANFORD ROAD	GLENN SEWER LIFT STATION, FENCING	358.68	386,097	0	386,097
142	300 NEW SANFORD ROAD	JAMES SEWER LIFT STATION, FENCING	358.68	386,097	0	386,097
143	565 INDUSTRIAL BLVD	JOHNNY SEWER LIFT STATION, FENCING, TELEMETRY	388.16	417,831	0	417,831
144	283 OLD NASHVILLE HWY	FIRE STATION # 41, (3) FLAGPOLES, GENERATOR	12,738.77	12,212,675	1,500,000	13,712,675
145	1500 E. NIR SHREIBMAN BLVD	PUBLIC WORKS COMPLEX	27,233.10	27,815,136	1,500,000	29,315,136
146	FERGUS RD	PEDESTRIAN BRIDGE	107.95	116,201	0	116,201
147	307 MASON RD	FIRE TRAINING FACILITY- 7 CONES BOXES, FENCING	139.35	150,000	0	150,000
148	294 SAND HILL RD	3 CONEX BOXES	45.52	9,000	40,000	49,000
149	VETERANS PARK	SKATE PARK	139.35	150,000	0	150,000
		Total Breakdown	**199,126.29**	**207,798,922**	**6,551,000**	**214,349,922**
		Rounding Adjustment	**-0.29**			
		Total Policy Bldg + PP Premium	**199,126.00**			

PUBLIC ENTITY PARTNERS

WORKERS COMPENSATION AND EMPLOYERS LIABILITY POLICY

Policy Number: PWC-0218-26 **DECLARATIONS** **Ren/Rewrite of: PWC-0218-25**

ITEM 1.

INSURED	**AGENT**
LA VERGNE, CITY OF	**DIRECT**
5093 MURFREESBORO RD	5093 MURFREESBORO RD
LA VERGNE, TN 37086	LA VERGNE, TN 37086

ITEM 2. **POLICY PERIOD: From 07/01/2025 to 07/01/2026 12:01 A.M. Standard Time at the Insured's Mailing Address**

ITEM 3A. **WORKERS COMPENSATION COVERAGE** Section One of the Policy applies to the Workers Compensation Law of the State of Tennessee

ITEM 3B. **EMPLOYERS LIABILITY COVERAGE** Section Two of the Policy applies to work in each state listed in Item 3A.

THE LIMITS OF OUR LIABILITY UNDER SECTION TWO ARE:

BODILY INJURY BY ACCIDENT	$	1,000,000	EACH ACCIDENT
BODILY INJURY BY DISEASE	$	1,000,000	POLICY LIMIT
BODILY INJURY BY DISEASE	$	1,000,000	EACH EMPLOYEE

ITEM 3C. **OTHER STATES COVERAGE** Section Three of the Policy applies to the states, if any, listed here. All States except ND, WA, WY, OH and those listed in 3A.

ITEM 4. **FORMS, SCHEDULES AND ENDORSEMENTS APPLICABLE TO ALL COVERAGE PARTS**

WC Declarations 7-1-2022
WC Schedule 7-1-2015
Endorsement - Voluntary Compensation Medical 7-1-2020
Endorsement - Voluntary Compensation Accident 7-1-2020
Deductible Endorsement 7-1-2015
Workers Comp Coverage Policy 7-1-2022

QUOTATION ONLY

ITEM 5. In return for the payment of premium for each policy period and subject to all of the terms of the policy, the insurer agrees to provide you with the coverages reflected on this declaration page and attached schedule. Adjustment of the premium will be made annually by audit after the expiration of each policy period.

ITEM 5A. **PER OCCURRENCE DEDUCTIBLE:** $1,000

VOLUNTARY ACCIDENT WEEKLY BENEFIT: $ 450

ONE YEAR POLICY

Premium for this Policy Period

MANUAL PREMIUM	**$606,682**
INCREASED LIMITS FACTOR	**1.028**
EXPERIENCE MODIFICATION	**.831**
SCHEDULE MODIFICATION	**.750**
OTHER PREMIUM MODIFICATION	**.950**
DEDUCTIBLE/RETENTION FACTOR	**.900**
ONE YEAR POLICY FACTOR	**.980**
TN DRUG FREE WORKPLACE FACTOR	**.950**
COMBINED MODIFICATION FACTOR	**.5100**
TOTAL ESTIMATED POLICY PREMIUM	**$309,408**

WORKERS COMPENSATION SCHEDULE

INSURED: 5348 LA VERGNE, CITY OF

Policy Number: PWC-0218-26
Effective Date: 07/01/2025

WORKERS COMPENSATION COVERAGE CLASSIFICATION	CODE	# of Empl FT	# of Empl PT	ANNUAL PAYROLL	NET RATE	NET PREMIUM
Ambulance Service Drivers/Emergency Medical Service	7370	0	0	0	2.925	0.00
Animal Control	8831	0	0	0	2.303	0.00
Automobile Repair Shop	8380	3	0	182,000	2.353	4,282.46
Building/Maintenance	9015	8	1	425,468	2.592	11,028.13
Cemeteries	9220	0	0	0	2.851	0.00
City Managers/Administrative	8742	16	6	1,743,122	0.201	3,503.68
Clerical/Office	8810	75	0	4,532,866	0.073	3,308.99
Electric Distribution (excluding Clerical)	7539	0	0	0	2.114	0.00
Firefighters	7710	64	0	4,303,490	1.825	78,538.69
Garbage or Refuse Collection and Drivers (including Landfill)	9403	0	0	0	3.587	0.00
Gas Distribution (excluding Clerical)	7502	0	0	0	1.474	0.00
Housing Authority - Administrative	8742	0	0	0	0.284	0.00
Housing Authority - Building/Maintenance	9015	0	0	0	1.937	0.00
Housing Authority - Clerical	8810	0	0	0	0.101	0.00
Inspectors - Outside	9410	9	0	563,397	2.007	11,307.38
Parks and Recreation	9102	12	0	643,360	1.641	10,557.54
Police Officers (excluding Dispatchers)	7720	59	0	4,310,971	3.094	133,381.44
Public Library or Museum	8810	8	7	558,599	0.115	642.39
School (Bus Drivers)	7380	0	0	0	2.263	0.00
Schools (Professional Employees and Clerical)	8868	0	0	0	0.103	0.00
Schools (All Other)	9101	0	0	0	1.060	0.00
Sewage Disposal Plant Operation	7580	0	0	0	1.285	0.00
Sewer Cleaning/Maintenance	9402	9	0	493,509	2.024	9,988.62
Social Services	8742	0	0	0	0.672	0.00
Street Cleaning	9402	1	0	51,524	2.033	1,047.48
Street/Road Paving and Maintenance	5506	10	0	448,466	5.363	24,051.23
Waterworks (excluding Clerical)	7520	16	0	865,570	2.038	17,640.32
Welfare and Transit Bus Drivers	7382	0	0	0	3.924	0.00

VOLUNTARY COMPENSATION MEDICAL COVERAGE CLASSIFICATION	CODE	# of Empl FT	# of Empl PT	ANNUAL PAYROLL	NET RATE	NET PREMIUM
Volunteer Firefighters	7711	0	0	0	12.209	0.00
Auxiliary/Reserve Police Officers	7720	0	0	0	12.097	0.00
Volunteer Medical Providers	7370	0	0	0	13.964	0.00
Elected Officials	8742	0	5	0	3.560	17.80

VOLUNTARY COMPENSATION ACCIDENT COVERAGE CLASSIFICATION	CODE	# of Empl FT	# of Empl PT	ANNUAL PAYROLL	NET RATE	NET PREMIUM
Volunteer Firefighters	7711	0	0	0	105.060	0.00
Auxiliary/Reserve Police Officers	7720	0	0	0	83.640	0.00
Volunteer Medical Providers	7370	0	0	0	105.060	0.00
Elected Officials	8742	0	5	0	22.440	112.20
TOTALS		**290**	**19**	**19,122,342**		**309,408**

QUOTATION ONLY

ITEM REPORT
Board of Mayor and Aldermen
Meeting Date: May 29, 2025

Item #: 5.C. Approve Annual Contract with TDOT for the Maintenance of Murfreesboro Road.

Department: City Administrator

Presented By: Bruce Richardson

Item Attachments:
1. TDOT Contract - Maintenance of Murfreesboro Road - FY 2025-26

Summary:
This is the annual contract with TDOT for the maintenance of Murfreesboro Road.

Background Information:
This is the annual contact for the maintenance for Murfreesboro Road, which is a state highway. The state will pay the city for various activities to maintain the road, which mostly consists of mowing and trash pickup.

Financial Summary:
The maximum amount La Vergne can receive from the state with this contract is $29,564.46. The typical amount received each year for mowing and trash pickup is around $5,000.00.

Staff Recommendation:
Staff recommends approval.

STATE OF TENNESSEE

DEPARTMENT OF TRANSPORTATION

CONTRACT – CITY OF LAVERGNE

PROJECT NO. TBD
CONTRACT NO. – CMA 2649 FISCAL
YEAR – 2025-2026

STATE OF TENNESSEE
DEPARTMENT OF TRANSPORTATION
COMMISSIONER'S OFFICE
SUITE 700, JAMES K. POLK BUILDING
505 DEADERICK ST
NASHVILLE, TN 37243-1402
(615) 741-2545

BUTCH ELEY
DEPUTY GOVERNOR &
COMMISSIONER OF TRANSPORTATION

BILL LEE
GOVERNOR

To: City of LaVergne
Attn: Bruce Richardson, City Administrator
5093 Murfreesboro Road
LaVergne, TN 37086

Date: April 24th 2025

Re: City of LaVergne Maintenance Contract 2025-2026

Enclosed, you will find the new contract for Fiscal Year 2025-2026.

Please read the contract, sign in the appropriate places and return to our office. After you have signed the new contract and returned it to us, we will forward the contract to our office in Nashville for signatures. Once the Commissioner and our attorney have signed the contract, we will return a signed copy to you for your records.

If you have any questions, please feel free to contact me at 931.270.5030.

Thank you,

Matthew Eakes TDOT Team Lead District 39 East

CONTRACT
BETWEEN THE STATE OF TENNESSEE,
DEPARTMENT OF TRANSPORTATION
AND
CITY OF LaVERGNE

This Contract, by and between the State of Tennessee, Department of Transportation, hereinafter referred to as the 'State" and City of LaVergne, hereinafter referred to as the "Contractor," is for the provision of the routine maintenance of state routes, as further defined in the "SCOPE OF SERVICES."

Contractor Edison Registration ID # 0000001520
Contract #: CMA 2649

A. SCOPE OF SERVICES:

A.1. The Contractor shall provide all service and deliverables as required, described, and detailed herein and shall meet all service and delivery timelines as specified by this Contract.

A.2. Tenn. Code Ann. § 54-5-201 provides that the State is authorized to enter into contracts with municipalities regarding the improvement and maintenance of streets over which traffic on state highways is routed.

A.3. Tenn. Code Ann. § 54-5-202 provides that streets constructed, reconstructed, improved and maintained by the State shall be of a width and type that the State deems proper, but the width so constructed, reconstructed, improved and maintained shall not be less than eighteen feet (18'); and, in the case of resurfacing and maintenance, from curb to curb where curbs exist, or the full width of the roadway where no curbs exist.

A.4. Tenn. Code Ann. § 54-5-203 provides that the State is authorized to enter into contracts with municipalities that are organized to care for streets to reimburse, subject to the approval of the State, for improvements and maintenance.

A.5. Tenn. Code Ann. § 54-16-106 provides that the highway authorities of the state, counties, cities, and town are authorized to enter into agreements with each other respecting the improvement and maintenance of controlled-access facilities, defined by Tenn. Code Ann. § 54-16-101 as a highway or street specially designed for through traffic, and over, from or to which owners or occupants of abutting land or other persons have no right or easement of access from abutting properties.

A.6. Tenn. Code Ann. § 54-5-139 provides that the State may enter into a contract with a qualified county to perform maintenance activities upon the rights-of-way of state highways located outside of municipalities and metropolitan governments; and, that the reimbursement shall be on an actual cost basis.

A.7. The State is hereby contracting with the Contractor for the improvements and maintenance specified in Attachment Either "Exhibit A" titled "Guidelines Covering Maintenance of State Highways through Municipalities," attached and incorporated hereto as part of this Contract.

B. TERM OF CONTRACT:

This Contract shall be effective on July 1, 2025 ("Effective Date"), and extend for a period of twelve (12) months after the Effective Date ("Term"). The State shall have no obligation for goods or services provided by the Contractor prior to the Effective Date.

C. PAYMENT TERMS AND CONDITIONS:

C.1. Maximum Liability. In no event shall the maximum liability of the State under this Contract exceed Twenty-Nine Thousand, Five Hundred Sixty-Four Dollars and Forty-Six Cents ($29,564.46). The payment rates in section C.3 shall constitute the entire compensation due the Contractor for all service and Contractor obligations hereunder regardless of the difficulty, materials or equipment required. The payment rates include, but are not limited to, all applicable taxes, fees, overheads, and all other direct and indirect costs incurred or to be incurred by the Contractor.

The Contractor is not entitled to be paid the maximum liability for any period under the Contract or any extensions of the Contract for work not requested by the State. The maximum liability represents available funds for payment to the Contractor and does not guarantee payment of any such funds to the Contractor under this Contract unless the State requests work and the Contractor performs said work. In which case, the Contractor shall be paid in accordance with the payment rates detailed in section C.3. The State is under no obligation to request work from the Contractor in any specific dollar amounts or to request any work at all from the Contractor during any period of this Contract.

C.2. Compensation Firm. The payment rates and the maximum liability of the State under this Contract are firm for the duration of the Contract and are not subject to escalation for any reason unless amended.

C.3. Payment Methodology. The Contractor shall be compensated based on the payment rates herein for units of service authorized by the State in a total amount not to exceed the Contract Maximum Liability established in section C.1.

a. The Contractor's compensation shall be contingent upon the satisfactory completion of units, milestones, or increments of service defined in section A.

b. The Contractor shall be compensated for said units, milestones, or increments of service based upon the following payment rates:

Service Description	Amount (per compensable increment)
Either "Exhibit A" titled "Guidelines Covering Maintenance of State Highways through Municipalities"	See Exhibit A
"Exhibit B" containing the maximum allowable labor and equipment rates.	See Exhibit B

C.4. Travel Compensation. The Contractor shall not be compensated or reimbursed for travel, meals, or lodging.

C.5. Invoice Requirements. The Contractor shall invoice the State only for completed increments of service and for the amount stipulated in section C.3, above, and present said invoices no more often than monthly, with all necessary supporting documentation, to:

TN Department of Transportation
2099 Fayetteville Highway
Belfast, TN 37019

a. Each invoice shall clearly and accurately detail all of the following required information (calculations must be extended and totaled correctly).

(1) Invoice Number (assigned by the Contractor)
(2) Invoice Date

(3) Contract Number (assigned by the State)
(4) Customer Account Name: Tennessee Department of Transportation
(5) Customer Account Number (assigned by the Contractor to the above-referenced Customer)
(6) Contractor Name
(7) Contractor Tennessee Edison Registration ID Number Referenced in Preamble of this Contract
(8) Contractor Contact for Invoice Questions (name, phone, and/or fax)
(9) Contractor Remittance Address
(10) Description of Delivered Service
(11) Complete Itemization of Charges, which shall detail the following:

i. Service or Milestone Description (including name & title as applicable) of each service invoiced
ii. Number of Completed Units, Increments, Hours, or Days as applicable, of each service invoiced
iii. Applicable Payment Rate (as stipulated in Section C.3.) of each service invoiced
iv. Amount Due by Service
v. Total Amount Due for the invoice period

b. The Contractor understands and agrees that an invoice under this Contract shall:

(1) include only charges for service described in Contract Section A and in accordance with payment terms and conditions set forth in Contract Section C;
(2) only be submitted for completed service and shall not include any charge for future work;
(3) not include sales tax or shipping charges; and
(4) initiate the timeframe for payment (and any discounts) only when the State is in receipt of the invoice, and the invoice meets the minimum requirements of this section C.5.

C.6. Payment of Invoice. A payment by the State shall not prejudice the State's right to object to or question any payment, invoice, or matter in relation thereto. A payment by the State shall not be construed as acceptance of any part of the work or service provided or as approval of any amount invoiced.

C.7. Invoice Reductions. The Contractor's invoice shall be subject to reduction for amounts included in any invoice or payment theretofore made which are determined by the State, on the basis of audits conducted in accordance with the terms of this Contract, not to constitute proper remuneration for compensable services.

C.8. Deductions. The State reserves the right to deduct from amounts, which are or shall become due and payable to the Contractor under this or any contract between the Contractor and the State of Tennessee any amounts, which are or shall become due and payable to the State of Tennessee by the Contractor.

C.9. Prerequisite Documentation. The Contractor shall not invoice the State under this Contract until the State has received the following documentation properly completed.

a. The Contractor shall complete, sign, and present to the State the "Authorization Agreement for Automatic Deposit Form" provided by the State. By doing so, the Contractor acknowledges and agrees that, once this form is received by the State, payments to the Contractor, under this or any other contract the Contractor has with the State of Tennessee, may be made by ACH; and

b. The Contractor shall complete, sign, and return to the State the State-provided W-9 form. The taxpayer identification number on the W-9 form must be the same as the

Contractor's Federal Employer Identification Number or Social Security Number referenced in the Contractor's Edison registration information.

D. STANDARD TERMS AND CONDITIONS:

D.1. Required Approvals. The State is not bound by this Contract until it is signed by the contract parties and approved by appropriate officials in accordance with applicable Tennessee laws and regulations (depending upon the specifics of this contract, said officials may include, but are not limited to, the Commissioner of Finance and Administration, the Commissioner of Human Resources, and the Comptroller of the Treasury).

D.2. Modification and Amendment. This Contract may be modified only by a written amendment signed by all parties hereto and approved by both the officials who approved the base contract and, depending upon the specifics of the contract as amended, any additional officials required by Tennessee laws and regulations (said officials may include, but are not limited to, the Commissioner of Finance and Administration, the Commissioner of Human Resources, and the Comptroller of the Treasury).

D.3. Termination for Convenience. The State may terminate this Contract without cause for any reason. Said termination shall not be deemed a breach of contract by the State. The State shall give the Contractor at least thirty (30) days written notice before the effective termination date. The Contractor shall be entitled to compensation for satisfactory, authorized service completed as of the termination date, but in no event shall the State be liable to the Contractor for compensation for any service which has not been rendered. Upon such termination, the Contractor shall have no right to any actual general, special, incidental, consequential, or any other damages whatsoever of any description or amount.

D.4. Termination for Cause. If the Contractor fails to properly perform its obligations under this Contract in a timely or proper manner, or if the Contractor violates any terms of this Contract, the State shall have the right to immediately terminate the Contract and withhold payments in excess of fair compensation for completed services. Notwithstanding the above, the Contractor shall not be relieved of liability to the State for damages sustained by virtue of any breach of this Contract by the Contractor.

D.5. Subcontracting. The Contractor shall not assign this Contract or enter into a subcontract for any of the services performed under this Contract without obtaining the prior written approval of the State. If such subcontracts are approved by the State, each shall contain, at a minimum, sections of this Contract below pertaining to "Conflicts of Interest," "Nondiscrimination," and "Records" (as identified by the section headings). Notwithstanding any use of approved subcontractors, the Contractor shall be the prime contractor and shall be responsible for all work performed.

D.6. Conflicts of Interest. The Contractor warrants that no part of the total Contract Amount shall be paid directly or indirectly to an employee or official of the State of Tennessee as wages, compensation, or gifts in exchange for acting as an officer, agent, employee, subcontractor, or consultant to the Contractor in connection with any work contemplated or performed relative to this Contract.

D.7. Nondiscrimination. The Contractor hereby agrees, warrants, and assures that no person shall be excluded from participation in, be denied benefits of, or be otherwise subjected to discrimination in the performance of this Contract or in the employment practices of the Contractor on the grounds of handicap or disability, age, race, color, religion, sex, national origin, or any other classification protected by Federal, Tennessee State constitutional, or statutory law. The Contractor shall, upon request, show proof of such nondiscrimination and shall post in conspicuous places, available to all employees and applicants, notices of nondiscrimination.

D.8. Records. The Contractor shall maintain documentation for all charges under this Contract. The books, records, and documents of the Contractor, insofar as they relate to work performed or money received under this Contract, shall be maintained for a period of three (3) full years from the date of the final payment and shall be subject to audit at any reasonable time and upon

reasonable notice by the State, the Comptroller of the Treasury, or their duly appointed representatives. The financial statements shall be prepared in accordance with generally accepted accounting principles.

D.9. Prevailing Wage Rates. All contracts for construction, erection, or demolition or to install goods or materials that involve the expenditure of any funds derived from the State require compliance with the prevailing wage laws as provided in *Tennessee Code Annotated*, Section 12-4-401 *et seq.*.

D.10. Monitoring. The Contractor's activities conducted and records maintained pursuant to this Contract shall be subject to monitoring and evaluation by the State, the Comptroller of the Treasury, or their duly appointed representatives.

D.11. Progress Reports. The Contractor shall submit brief, periodic, progress reports to the State as requested.

D.12. Strict Performance. Failure by any party to this Contract to insist in any one or more cases upon the strict performance of any of the terms, covenants, conditions, or provisions of this Contract shall not be construed as a waiver or relinquishment of any such term, covenant, condition, or provision. No term or condition of this Contract shall be held to be waived, modified, or deleted except by a written amendment signed by the parties hereto.

D.13. Independent Contractor. The parties hereto, in the performance of this Contract, shall not act as employees, partners, joint venturers, or associates of one another. It is expressly acknowledged by the parties hereto that such parties are independent contracting entities and that nothing in this Contract shall be construed to create a employer/employee relationship or to allow either to exercise control or direction over the manner or method by which the other transacts its business affairs or provides its usual services. The employees or agents of one party shall not be deemed or construed to be the employees or agents of the other party for any purpose whatsoever.

The Contractor, being a Tennessee governmental entity, is governed by the provisions of the Tennessee Government Tort Liability Act, *Tennessee Code Annotated*, Sections 29-20-101 *et seq.*, for causes of action sounding in tort. Further, no contract provision requiring a Tennessee political entity to indemnify or hold harmless the State beyond the liability imposed by law is enforceable because it appropriates public money and nullifies governmental immunity without the authorization of the General Assembly.

D.14. State Liability. The State shall have no liability except as specifically provided in this Contract.

D.15. Force Majeure. The obligations of the parties to this Contract are subject to prevention by causes beyond the parties' control that could not be avoided by the exercise of due care including, but not limited to, natural disasters, riots, wars, epidemics, or any other similar cause.

D.16. State and Federal Compliance. The Contractor shall comply with all applicable State and Federal laws and regulations in the performance of this Contract.

D.17. Governing Law. This Contract shall be governed by and construed in accordance with the laws of the State of Tennessee. The Contractor agrees that it will be subject to the exclusive jurisdiction of the courts of the State of Tennessee in actions that may arise under this Contract. The Contractor acknowledges and agrees that any rights or claims against the State of Tennessee or its employees hereunder, and any remedies arising therefrom, shall be subject to and limited to those rights and remedies, if any, available under *Tennessee Code Annotated*, Sections 9-8-101 through 9-8-407.

D.18. Completeness. This Contract is complete and contains the entire understanding between the parties relating to the subject matter contained herein, including all the terms and conditions of the parties' agreement. This Contract supersedes any and all prior understandings, representations, negotiations, and agreements between the parties relating hereto, whether written or oral.

D.19. Severability. If any terms and conditions of this Contract are held to be invalid or unenforceable as a matter of law, the other terms and conditions hereof shall not be affected thereby and shall remain in full force and effect. To this end, the terms and conditions of this Contract are declared severable.

D.20. Headings. Section headings of this Contract are for reference purposes only and shall not be construed as part of this Contract.

E. SPECIAL TERMS AND CONDITIONS:

E.1. Conflicting Terms and Conditions. Should any of these special terms and conditions conflict with any other terms and conditions of this Contract, these special terms and conditions shall control.

E.2. Communications and Contacts. All instructions, notices, consents, demands, or other communications required or contemplated by this Contract shall be in writing and shall be made by certified, first class mail, return receipt requested and postage prepaid, by overnight courier service with an asset tracking system, or by EMAIL or facsimile transmission with recipient confirmation. Any such communications, regardless of method of transmission, shall be addressed to the respective party at the appropriate mailing address, facsimile number, or EMAIL address as set forth below or to that of such other party or address, as may be hereafter specified by written notice.

The State:

Matthew Eakes, Team Lead District 39 East
State of Tennessee, Department of Transportation
2099 Fayetteville Highway Belfast, TN 37019
Matthew.eakes@tn.gov
Telephone # (931)-270-5030
FAX # (931)- 276-2333

The Contractor:

Bruce Richardson, City Administrator
City of LaVergne
5093 Murfreesboro Road
LaVergne, TN 37086
brichardson@lavergnetn.gov
Telephone # 615-793-6295

All instructions, notices, consents, demands, or other communications shall be considered effectively given upon receipt or recipient confirmation as may be required.

E.3. Subject to Funds Availability. The Contract is subject to the appropriation and availability of State and/or Federal funds. In the event that the funds are not appropriated or are otherwise unavailable, the State reserves the right to terminate the Contract upon written notice to the Contractor. Said termination shall not be deemed a breach of Contract by the State. Upon receipt of the written notice, the Contractor shall cease all work associated with the Contract. Should such an event occur, the Contractor shall be entitled to compensation for all satisfactory and authorized services completed as of the termination date. Upon such termination, the Contractor shall have no right to recover from the State any actual, general, special, incidental, consequential, or any other damages whatsoever of any description or amount.

E.4. MUTCD. In accordance with Tenn. Code Ann. 54-5-108, the Contractor shall conform to and act in accordance with the current edition of the Manual on Uniform Traffic Control Devices (MUTCD) as adopted by rules of the State. Particularly, the Contractor shall sign work-zones associated with this Contract in accordance with the aforesaid MUTCD.

E. 5. Maintenance. Nothing contained in this Contract shall change the maintenance obligations governed by the laws of the State of Tennessee, it being the intent of this Contract not to enlarge the present maintenance obligations of the State.

IN WITNESS WHEREOF,

CITY OF LaVERGNE:

CONTRACTOR SIGNATURE **DATE**

PRINTED NAME AND TITLE OF CONTRACTOR SIGNATORY (above)

APPROVED AS TO FORM AND LEGALITY

CONTRACTOR ATTORNEY SIGNATURE **DATE**

PRINTED NAME AND TITLE OF CONTRACTOR ATTORNEY SIGNATORY (above)

STATE OF TENNESSEE DEPARTMENT OF TRANSPORTATION:

HOWARD H. ELEY, COMMISSIONER **DATE**

APPROVED AS TO FORM AND LEGALITY

LESLIE SOUTH , GENERAL COUNSEL **DATE**

GUIDELINES COVERING MAINTENANCE
OF STATE HIGHWAYS THROUGH MUNICIPALITIES

The following items, where applicable, are eligible for reimbursement by the State to the Contractor under the Standard Maintenance Agreement:

Activity	Maintenance Work Type	Unit Of Measure
401	Manual Spot Patching	Tons
402	Crack Repair	Pounds
404	Mechanical Continuous Patching	Tons
405	Milling	Square Yards
406	Surface Replacement	Tons
411	Concrete Pavement Repair	Cubic Yards
412	Concrete Joint Repair	Linear Feet
425	Grading Unpaved Surface (Shoulder)**	Linear Miles
427	Patching Unpaved Surface (Shoulder)**	Tons
435	Machine Mowing**	Acres
438	Debris Removal**	Man Hours
441	Litter Removal**	Roadway Miles
446	Mechanical Sweeping and Street Flushing	Miles
447	Manual Roadway Sweeping	Man Hours
460	Plowing Snow	Lane Miles
461	De-icing Salt and/or Sand for Snow & Ice Removal	Tons
463	Anti-icing (Salt Brine)	Gallons
470	Pavement Markings	Line Miles
471	Specialty Markings	Each

**** Work must be inside the area eligible for reimbursements as detailed in "CITY MAINTENANCE ROADWAY TYPICAL SECTIONS".**

The following items are the responsibility of the Contractor and are not eligible for reimbursement by the State:

1. Mowing right-of-way back of curbs or beyond edge of paved surface on roadway segments which are not access controlled.
2. Litter from right-of-way back of curbs or beyond edge of paved surface on roadway segments which are not access controlled.
3. Storm drainage
4. Traffic control signs and signals and any other traffic control or monitoring devices.
5. Street lighting
6. Street name signs
7. Tree removal and vegetation control on right-of-way back of curbs or beyond edge of paved surface on roadway segments which are not access controlled.
8. Sidewalks

NOTE:

1. Major resurfacing when generally required will be performed by the State as a construction project, in accordance with a program developed after consultation with the Contractor.

2. The State will furnish and maintain route markers through the Municipalities.

ROADWAY SURFACE INVENTORY FOR THE MAINTENANCE
OF STATE HIGHWAYS THROUGH MUNICIPALITIES

The following Table itemizes the current roadway surface area to the nearest whole square yard which will be routinely maintained, swept, or flushed by the Contractor under the terms of this contract. The State agrees to reimburse said Contractor in the amount actually expended for street maintenance, excluding machine mowing and litter removal, not to exceed the calculated maximum reimbursement below.

City of LaVergne- Roadway

Approved Maximum Reimbursement Per Square Yard:	$ 0.17
Total Roadway Surface Area (YD^2):	144438
Calculated Maximum Reimbursement (Roadway Surface):	$24,554.46

Roadway Surface Inventory Worksheet

Route	Street Name	Action	Crossing Boundry Description	Rdwy. Profile Type	Access Control	Beg Log Mile	End Log Mile	Roadway Length(ft.)	Roadway Width(ft.)	Median Width(ft.)	Median Area (yd.^2)	Reimbursible Area (yd.^2)
SR 1	Murfreesboro Road/Nash	BEGIN	Davidson Co. Line	1G	No	0	0.2	1056	96.5	26	3050.67	8272.00
SR 1	Murfreesboro Road/Nashville Hwy			1G	No	0.2	0.8	3168	107.5	12	4224	33616.00
SR 1	Murfreesboro Road/Nashville Hwy			1G	No	0.8	1	1056	115	16	1877.33333	11616.00
SR 1	Murfreesboro Road/Nash	END	Smyrna City Limits	1G	No	1	3	10560	108.5	31	36373.3333	90933.33
							Total Length (mi.):	3.000			Total Roadway Surface:	144438

EXHIBIT A

INVENTORY OF ELIGIBLE MACHINE MOWING FOR THE MAINTENANCE
OF STATE HIGHWAYS THROUGH MUNICIPALITIES

The following Table itemizes the eligible mowing area in acres that the Contractor will maintain under the terms of this contract. The State agrees to reimburse said Contractor in the amount actually expended for machine mowing, not to exceed the number of cycles and the price per acre as detailed below.

City of LaVergne- Mowing

Approved Mowing Reimbursement Per Acre:	$ 50.00
Calculated Maximum Reimbursement (Mowing):	$2,850.00

Mowing Inventory Worksheet

Route Number	Roadway Type	Begin Termini (LM)	End Termini(LM)	Median Area (acres)	Controlled Access Area (acres)	Segment Total Area (acres)	Number of Mowing Cycles	Contract Segment Total Area (acres)
SR 1	1G	0.0(Davidson Co. Line)	0.2	0.63		0.63	6	3.78
SR 1	1G	0.2	0.8	0.87		0.87	6	5.22
SR 1	1G	0.8	1	0.39		0.39	6	2.34
SR 1	1G	1	3	7.51		7.51	6	45.06
							Total Contract Area (acres):	57

EXHIBIT A

INVENTORY OF ELIGIBLE LITTER REMOVAL FOR THE MAINTENANCE
OF STATE HIGHWAYS THROUGH MUNICIPALITIES

The following Table itemizes the eligible length of litter removal in linear miles, which the Contractor will maintain under the terms of this contract. The State agrees to reimburse said Contractor in the amount actually expended for litter removal, not to exceed the number of cycles and the price per linear mile as detailed below.

City of LaVergne- Litter

Approved Litter Reimbursement Per Mile:	$ 60.00
Calculated Maximum Reimbursement (Litter):	$ 2,160.00

Litter Inventory Worksheet

Route Number	Roadway Type	Beginning Termini (LM)	Ending Termini (LM)	Segment Length (mi.)	Litter Pass Miles Per Segment	Segment Total Litter (mi.)	Price per Litter Mile	Number of Litter Cycles	Contract Segment Total Litter (mi.)	Contract Segment Total Litter ($)
SR 1	1G	0	3	3	1	3	$60.00	12	36	2160
								Total Contract Litter (mi.):	36	$2,160.00

EXHIBIT A

CITY MAINTENANCE
ROADWAY TYPICAL SECTIONS

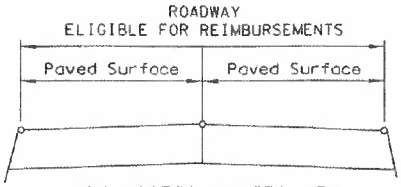

NON-ACCESS CONTROLLED
UNDIVIDED ROADWAY

FIGURE 1A

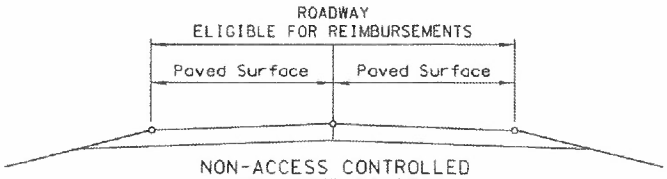

NON-ACCESS CONTROLLED
UNDIVIDED ROADWAY

FIGURE 1B

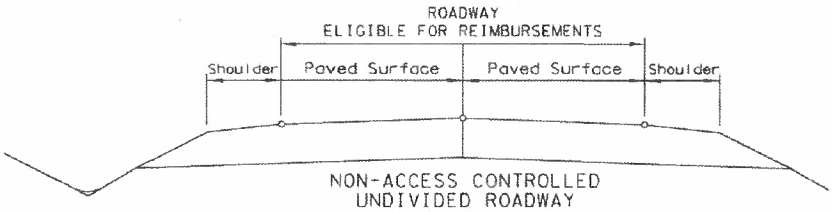

NON-ACCESS CONTROLLED
UNDIVIDED ROADWAY
WITHOUT CURB

FIGURE 1C

NOTE: IN FIGURES 1A, 1B, AND 1C FOR NON-CONTROLLED ROUTES THE PAVED SURFACE WILL INCLUDE PAVED SHOULDERS.

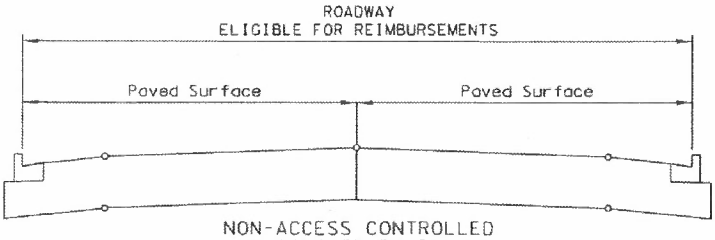

NON-ACCESS CONTROLLED
UNDIVIDED ROADWAY
WITH CURB

FIGURE 1D

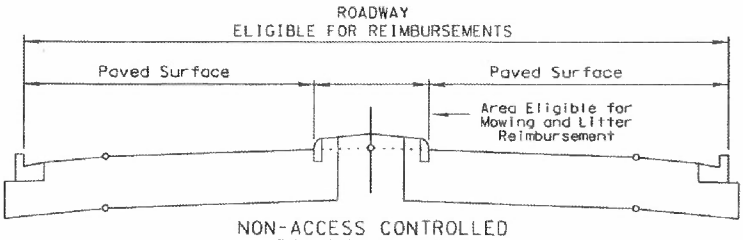

NON-ACCESS CONTROLLED
DIVIDED ROADWAY
WITH CURB

FIGURE 1E

CITY MAINTENANCE
ROADWAY TYPICAL SECTIONS

FIGURE 1F

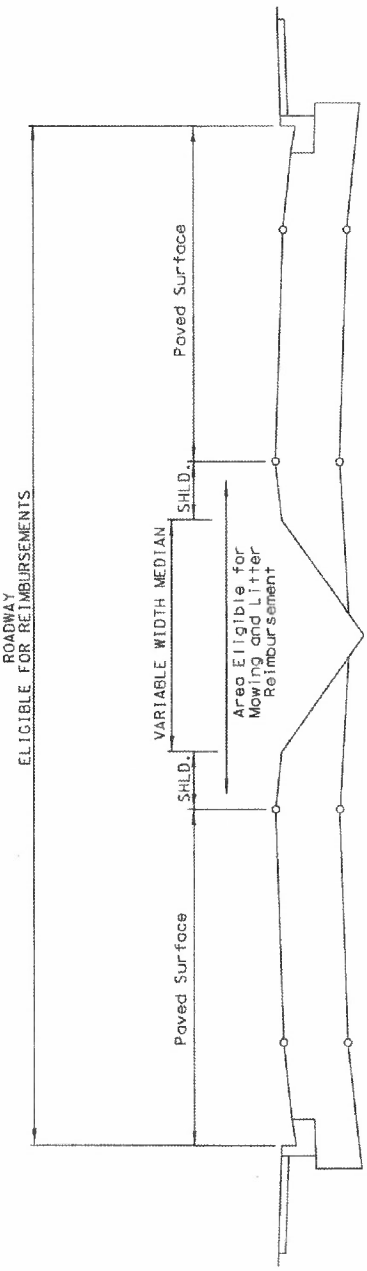

NON-ACCESS CONTROLLED
DIVIDED ROADWAY WITH CURB

FIGURE 1G

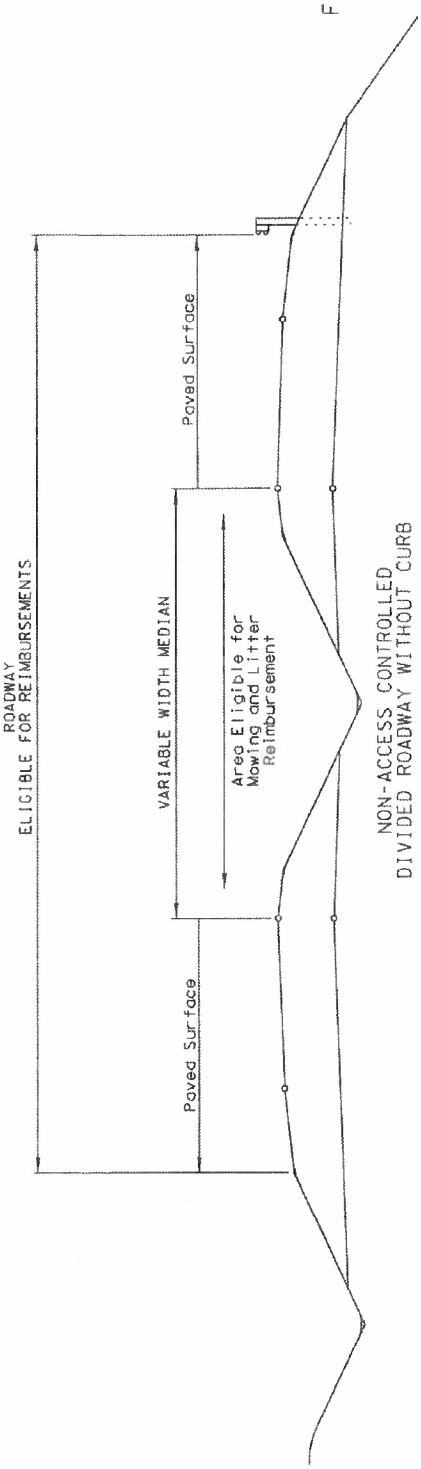

NON-ACCESS CONTROLLED
DIVIDED ROADWAY WITHOUT CURB

NOTE:
IF FIGURES 1F AND 1G FOR NON-ACCESS CONTROLLED ROUTES
THE PAVED SURFACE WILL INCLUDE PAVED SHOULDERS.

CITY MAINTENANCE
ROADWAY TYPICAL SECTIONS

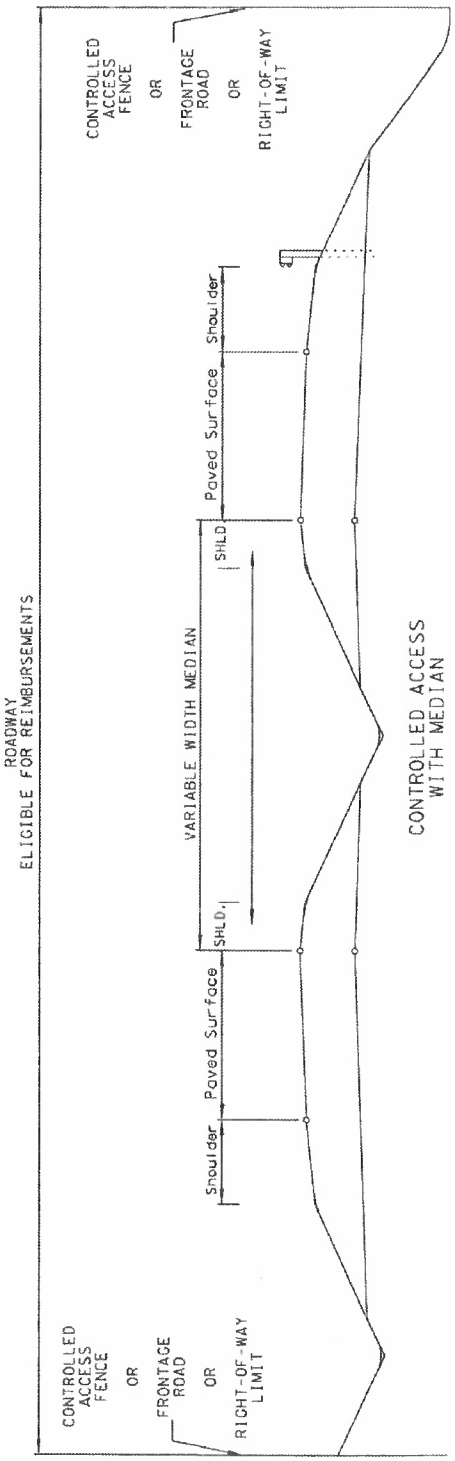

FIGURE 2A



FIGURE 2B

"EXHIBIT B"
MAXIMUM ALLOWABLE EQUIPMENT RATES
2025-2026 FISCAL YEAR

ITEM NO.	DESCRIPTION OF EQUIPMENT	RATE	UNIT
1	SEDAN, POLICE OR FULL SIZE	12.00	HR
2	TRUCK, PICKUP	11.00	HR
3	TRUCK, ¾ TO 1 TON LIGHT DUTY	12.00	HR
4	TRUCK, ¾ TO 1 TON 4X4	13.00	HR
5	TRUCK, UTILITY/SERVICE BODY	14.00	HR
6	TRUCK, DUMP UP TO 15,000 GVWR	24.65	HR
7	TRUCK, DUMP OVER 15,000 UP TO 20,000 GVWR	28.12	HR
8	TRUCK, DUMP OVER 20,000 UP TO 40,000 GVWR	42.35	HR
9	TRUCK, DUMP TANDEM AXLE OVER 40,000 GVWR	68.00	HR
10	TRUCK, STAKE OR FLATBED UP TO 10,000 GVWR	17.45	HR
11	TRUCK, STAKE OR FLATBED OVER 10,000 UP TO 20,000 GVWR	26.10	HR
12	TRUCK, STAKE OR FLATBED OVER 20,000	42.00	HR
13	TRUCK, FLATBED OVER 32,500 GVWR	54.00	HR
14	TRUCK, TRACTOR SINGLE AXLE	37.00	HR
15	TRUCK, TRACTOR TANDEM AXLE	40.15	HR
16	TRUCK, SEWER/CULVERT/CATCH BASIN/ CLEANER (VAC-ALL)	82.20	HR
17	SWEEPER, TRUCK MOUNTED	55.89	HR
18	SWEEPER, SELF-PROPELLED	43.71	HR
19	TRUCK, W/STREET FLUSHER	70.16	HR
20	TRUCK, CRANE	28.28	HR
21	TRUCK, EXCAVATOR	64.73	HR
22	TRUCK, REFUSE COLLECTION	30.50	HR
23	TRACTOR, W/SWEEPER	32.68	HR
24	TRACTOR, W/DITCHER	62.12	HR
25	TRACTOR, WHEEL	48.22	HR
26	CHIPPER, BRUSH	36.81	HR
27	TRAILER, TILT	8.04	HR
28	TRAILER, PLATFORM OR GENERAL	10.12	HR
29	TRAILER, LOW BOY TANDEM	20.78	HR
30	JOINT & CRACK SEALING MACHINE	28.55	HR
31	ASPHALT RECLAIMER/RECYCLER MACHINE	135.78	HR
32	PAVER, ASPHALT SELF-PROPELLED	154.53	HR
33	PAVER, ASPHALT PULL TYPE	7.45	HR
34	DISTRIBUTOR, ASPHALT, PULL TYPE	27.37	HR
35	CHIP SPREADER MACHINE	57.42	HR
36	EXCAVATOR, TRACK TYPE (TRACKHOE)	87.31	HR

"EXHIBIT B"
MAXIMUM ALLOWABLE EQUIPMENT RATES
2025-2026 FISCAL YEAR

	DESCRIPTION OF EQUIPMENT	RATE	UNIT
37	DRAGLINES AND CRANES	75.99	HR
38	TRACTOR, CRAWLER (DOZER)	98.18	HR
39	MOTOR GRADER	65.30	HR
40	BACKHOE	37.90	HR
41	LOADER, FT END RUBBER TIRED (ARTICULATED) UP TO 1 CU. YD.	32.13	HR
42	LOADER, FT END RUBBER TIRED (ARTICULATED) OVER 1 UP TO 1.5 CY	47.50	HR
43	LOADER, FT END RUBBER TIRED (ARTICULATED) OVER 1.5 CU. YD.	59.71	HR
44	LOADER, FRONT END TRACK TYPE	71.50	HR
45	LOADER, SKID-STEER	58.46	HR
46	PROFILER, MILLING MACHINE	305.76	HR
47	ROLLER, WALK BEHIND	4.27	HR
48	ROLLER, STEEL WHEEL, 1 TO 5 TONS	88.84	HR
49	ROLLER, STEEL WHEEL, OVER 5 TONS	41.93	HR
50	GENERATOR, PORTABLE	8.30	HR
51	AIR COMPRESSOR, PORTABLE OR PULL TYPE	36.40	HR
52	WELDER, PORTABLE OR PULL TYPE	5.76	HR
53	CONCRETE MIXER, PORTABLE OR PULL TYPE	32.07	HR
54	CURBING MACHINE	65.74	HR
55	PAINT MACHINE, WALK BEHIND	31.57	HR
56	PAINT MACHINE, TRUCK MOUNTED (LARGE)	84.61	HR
57	THERMOPLASTIC MARKING MACHINE, WALK BEHIND	23.24	HR
58	TRAFFIC LINE REMOVER (WATER BLASTER)	43.68	HR
59	ARROW BOARD, TRAILER OR TRUCK MOUNTED	4.15	HR
60	MESSAGE SIGN, TRAILER MOUNTED	1.14	HR
61	LIGHT TOWER, TRAILER MOUNTED	24.18	HR
62	TRUCK MOUNTED ATTENUATOR	10.00	HR

"EXHIBIT B"

CITY OF LA VERGNE

MAXIMUM ALLOWABLE LABOR RATES

(To be supplied by the City at this time)

Beginning July 1, 2025 and ending June 30, 2026

Job Title Classification	Low Rate	High Rate
Public Works Director	$48.68	$67.35
Street Supervisor	$30.93	$42.80
Laborer II	$19.66	$27.20
Laborer III	$22.02	$30.46
Laborer IV	$24.66	$34.12

ITEM REPORT
Board of Mayor and Aldermen
Meeting Date: May 29, 2025

Item #: 5.D. Approve Renewal of Service Agreement with Motorola Solutions for City Radio Equipment.

Department: Police

Presented By: Christopher Moews

Item Attachments: 1. Service Agreement - Motorola Solutions - FY 2025-26

Summary:

This is a request for approval to renew the radio system service agreement between the City and Motorola Solutions.

Background Information:

The City radio system used by police, fire, and other City departments is serviced through Motorola Solutions and their local partner authorized service provider. This agreement is renewed annually, and this agreement covers 7/1/2025 thru 6/30/2026.

Financial Summary:

The cost for renewal of the service agreement is $18,446.40.

Staff Recommendation:

Staff recommends approval.

MOTOROLA SOLUTIONS

SERVICE AGREEMENT

500 W Monroe Street
Chicago, IL. 60661
(888) 325-9336

Quote Number : QUOTE-3035152
Contract Number: USC000008702
Contract Modifier: R06-MAR-2025 20:22:59

Date:03/06/2025

Company Name:	LAVERGNE, CITY OF
Attn:	
Billing Address:	5093 MURFREESBORO RD
City, State, Zip:	LA VERGNE , TN, 37086
Customer Contact:	
Phone:	

Required P.O. :
PO # :
Customer # :1036043199
Bill to Tag # :
Contract Start Date :01-Jul-2025
Contract End Date :30-Jun-2026
Payment Cycle :ANNUALLY

Qty	Service Name	Service Description		Extended Amt
	LSV00Q00572A	LOCAL DEVICE SUPPORT		$18,446.40
This pricing is based off of 122 subs		Subtotal - Recurring Services	$1,537.20	$18,446.40
		Subtotal - One-Time Event Services	$0.00	$0.00
		Total		$18,446.40
		THIS SERVICE AMOUNT IS SUBJECT TO STATE AND LOCAL TAXING JURISDICTIONS WHERE APPLICABLE, TO BE VERIFIED BY MOTOROLA		

SPECIAL INSTRUCTIONS:

I have received Applicable Statements of Work which describe the Services and cybersecurity services provided on this Agreement. Motorola's Terms and Conditions, including the Cybersecurity Online Terms Acknowledgement, are attached hereto and incorporate the Cyber Addendum (available at https://www.motorolasolutions.com/en_us/managed-support-services/cybersecurity.html) by reference. By signing below Customer acknowledges these terms and conditions govern all Services under this Service Agreement.

AUTHORIZED CUSTOMER SIGNATURE TITLE DATE

CUSTOMER (PRINT NAME)

MOTOROLA REPRESENTATIVE(SIGNATURE) TITLE DATE

MOTOROLA SOLUTIONS

SERVICE AGREEMENT

500 W Monroe Street
Chicago, IL. 60661
(888) 325-9336

Quote Number : QUOTE-3035152
Contract Number: USC000008702
Contract Modifier: R06-MAR-2025 20:22:59

Susannah Poole	629-201-1398
MOTOROLA REPRESENTATIVE(PRINT NAME)	PHONE

Company Name :	LAVERGNE, CITY OF
Contract Number :	USC000008702
Contract Modifier :	R06-MAR-2025 20:22:59
Contract Start Date :	01-Jul-2025
Contract End Date :	30-Jun-2026

MOTOROLA SOLUTIONS

SERVICE AGREEMENT

500 W Monroe Street
Chicago, IL. 60661
(888) 325-9336

Quote Number : QUOTE-3035152
Contract Number: USC000008702
Contract Modifier: R06-MAR-2025 20:22:59

Service Terms and Conditions

Motorola Solutions Inc. ("Motorola") and the customer named in this Agreement ("Customer") hereby agree as follows:

Section 1. APPLICABILITY
These Maintenance Service Terms and Conditions apply to service contracts whereby Motorola will provide to Customer either (1) maintenance, support, or other services under a Motorola Service Agreement, or (2) installation services under a Motorola Installation Agreement.

Section 2. DEFINITIONS AND INTERPRETATION
2.1 "Agreement" means these Maintenance Service Terms and Conditions; the cover page for the Service Agreement or the Installation Agreement, as applicable; and any other attachments, all of which are incorporated herein by this reference. In interpreting this Agreement and resolving any ambiguities, these Maintenance Service Terms and Conditions take precedence over any cover page, and the cover page takes precedence over any attachments, unless the cover page or attachment states otherwise.

2.2 "Equipment" means the equipment that is specified in the attachments or is subsequently added to this Agreement.

2.3 "Services" means those installation, maintenance, support, training, and other services described in this Agreement.

Section 3. ACCEPTANCE
Customer accepts these Maintenance Service Terms and Conditions and agrees to pay the prices set forth in the Agreement. This Agreement becomes binding only when accepted in writing by Motorola. The term of this Agreement begins on the "Start Date" indicated in this Agreement.

Section 4. SCOPE OF SERVICES
4.1 Motorola will provide the Services described in this Agreement or in a more detailed statement of work or other document attached to this Agreement. At Customer's request, Motorola may also provide additional services at Motorola's then-applicable rates for the services.

4.2 If Motorola is providing Services for Equipment, Motorola parts or parts of equal quality will be used; the Equipment will be serviced at levels set forth in the manufacturer's product manuals; and routine service procedures that are prescribed by Motorola will be followed

4.3 If Customer purchases from Motorola additional equipment that becomes part of the same system as the initial Equipment, the additional equipment may be added to this Agreement and will be billed at the applicable rates after the warranty for that additional equipment expires.

4.4 All Equipment must be in good working order on the Start Date or when additional equipment is added to the Agreement. Upon reasonable request by Motorola, Customer will provide a complete serial and model number list of the Equipment. Customer must promptly notify Motorola in writing when any Equipment is lost, damaged, stolen or taken out of service. Customer's obligation to pay Service fees for this Equipment will terminate at the end of the month in which Motorola receives the written notice.

4.5 Customer must specifically identify any Equipment that is labeled intrinsically safe for use in hazardous environments.

4.6 If Equipment cannot, in Motorola's reasonable opinion, be properly or economically serviced for any reason, Motorola may modify the scope of Services related to that Equipment; remove that Equipment from the Agreement; or increase the price to Service that Equipment.

4.7 Customer must promptly notify Motorola of any Equipment failure. Motorola will respond to Customer's notification in a manner consistent with the level of Service purchased as indicated in this.

Section 5. EXCLUDED SERVICES
5.1 Service excludes the repair or replacement of Equipment that has become defective or damaged from use in other than the normal, customary, intended, and authorized manner; use not in compliance with applicable industry standards; excessive wear and tear; or accident, liquids, power surges, neglect, acts of God or other force majeure events.

5.2 Unless specifically included in this Agreement, Service excludes items that are consumed in the normal operation of the Equipment, such as batteries or magnetic tapes.; upgrading or reprogramming Equipment; accessories, belt clips, battery chargers, custom or special products, modified units, or software; and repair or maintenance of any transmission line, antenna, microwave equipment, tower or tower lighting, duplexer, combiner, or multicoupler. Motorola has no obligations for any transmission medium, such as telephone lines, computer networks, the internet or the worldwide web, or for Equipment malfunction caused by the transmission medium.

500 W Monroe Street
Chicago, IL. 60661
(888) 325-9336

Quote Number : QUOTE-3035152
Contract Number: USC000008702
Contract Modifier: R06-MAR-2025 20:22:59

5.3 This Agreement pricing provided does not take into account prevailing wage requirement. Should prevailing wage regulations be applicable to this project, the pricing shall be subject to change to reflect compliance with those regulations.

Section 6. TIME AND PLACE OF SERVICE

Service will be provided at the location specified in this Agreement. When Motorola performs service at Customer's location, Customer will provide Motorola, at no charge, a non-hazardous work environment with adequate shelter, heat, light, and power and with full and free access to the Equipment. Waivers of liability from Motorola or its subcontractors will not be imposed as a site access requirement. Customer will provide all information pertaining to the hardware and software elements of any system with which the Equipment is interfacing so that Motorola may perform its Services. Unless otherwise stated in this Agreement, the hours of Service will be 8:30 a.m. to 4:30 p.m., local time, excluding weekends and holidays. Unless otherwise stated in this Agreement, the price for the Services exclude any charges or expenses associated with helicopter or other unusual access requirements; if these charges or expenses are reasonably incurred by Motorola in rendering the Services, Customer agrees to reimburse Motorola for those charges and expenses.

Section 7. CUSTOMER CONTACT

Customer will provide Motorola with designated points of contact (list of names and phone numbers) that will be available twenty-four (24) hours per day, seven (7) days per week, and an escalation procedure to enable Customer's personnel to maintain contact, as needed, with Motorola.

Section 8. INVOICING AND PAYMENT

8.1 Customer affirms that a purchase order or notice to proceed is not required for the duration of this service contract and will appropriate funds each year through the contract end date. Unless alternative payment terms are stated in this Agreement, Motorola will invoice Customer in advance for each payment period. All other charges will be billed monthly, and Customer must pay each invoice in U.S. dollars within twenty (20) days of the invoice date

8.2 Customer will reimburse Motorola for all property taxes, sales and use taxes, excise taxes, and other taxes or assessments that are levied as a result of Services rendered under this Agreement (except income, profit, and franchise taxes of Motorola) by any governmental entity. The Customer will pay all invoices as received from Motorola. At the time of execution of this Agreement, the Customer will provide all necessary reference information to include on invoices for payment in accordance with this Agreement.

8.3 For multi-year service agreements, at the end of the first year of the Agreement and each year thereafter, a CPI percentage change calculation shall be performed using the U.S.Department of Labor, Consumer Price Index, all Items, Unadjusted Urban Areas (CPI-U). Should the annual inflation rate increase greater than 3% during the previous year, Motorola shall have the right to increase all future maintenance prices by the CPI increase amount exceeding 3%. All items, not seasonally adjusted shall be used as the measure of CPI for this price adjustment. Measurement will take place once the annual average for the new year has been posted by the Bureau of Labor Statistics. For purposes of illustration, if in year 5 the CPI reported an increase of 8%, Motorola may increase the Year 6 price by 5% (8%-3% base).

Section 9. WARRANTY

Motorola warrants that its Services under this Agreement will be free of defects in materials and workmanship for a period of ninety (90) days from the date the performance of the Services are completed. In the event of a breach of this warranty, Customer's sole remedy is to require Motorola to re-perform the non-conforming Service or to refund, on a pro-rata basis, the fees paid for the non-conforming Service. MOTOROLA DISCLAIMS ALL OTHER WARRANTIES, EXPRESS OR IMPLIED, INCLUDING THE IMPLIED WARRANTIES OF MERCHANTABILITY AND FITNESS FOR A PARTICULAR PURPOSE.

Section 10. DEFAULT/TERMINATION

10.1 If either party defaults in the performance of this Agreement, the other party will give to the non-performing party a written and detailed notice of the default. The non-performing party will have thirty (30) days thereafter to provide a written plan to cure the default that is acceptable to the other party and begin implementing the cure plan immediately after plan approval. If the non-performing party fails to provide or implement the cure plan, then the injured party, in addition to any other rights available to it under law, may immediately terminate this Agreement effective upon giving a written notice of termination to the defaulting party.

10.2 Any termination of this Agreement will not relieve either party of obligations previously incurred pursuant to this Agreement, including payments which may be due and owing at the time of termination. All sums owed by Customer to Motorola will become due and payable immediately upon termination of this Agreement. Upon the effective date of termination, Motorola will have no further obligation to provide Services.

10.3 If the Customer terminates this Agreement before the end of the Term, for any reason other than Motorola default, then the Customer will pay to Motorola an early termination fee equal to the discount applied to the last three (3) years of Service payments for the original Term.

500 W Monroe Street
Chicago, IL. 60661
(888) 325-9336

Quote Number : QUOTE-3035152
Contract Number: USC000008702
Contract Modifier: R06-MAR-2025 20:22:59

Section 11. LIMITATION OF LIABILITY
Except for personal injury or death, Motorola's total liability, whether for breach of contract, warranty, negligence, strict liability in tort, or otherwise, will be limited to the direct damages recoverable under law, but not to exceed the price of twelve (12) months of Service provided under this Agreement. ALTHOUGH THE PARTIES ACKNOWLEDGE THE POSSIBILITY OF SUCH LOSSES OR DAMAGES, THEY AGREE THAT MOTOROLA WILL NOT BE LIABLE FOR ANY COMMERCIAL LOSS; INCONVENIENCE; LOSS OF USE, TIME, DATA, GOOD WILL, REVENUES, PROFITS OR SAVINGS; OR OTHER SPECIAL, INCIDENTAL, INDIRECT, OR CONSEQUENTIAL DAMAGES IN ANY WAY RELATED TO OR ARISING FROM THIS AGREEMENT OR THE PERFORMANCE OF SERVICES BY MOTOROLA PURSUANT TO THIS AGREEMENT. No action for contract breach or otherwise relating to the transactions contemplated by this Agreement may be brought more than one (1) year after the accrual of the cause of action, except for money due upon an open account. This limitation of liability will survive the expiration or termination of this Agreement and applies notwithstanding any contrary provision.

Section 12. EXCLUSIVE TERMS AND CONDITIONS
12.1 This Agreement supersedes all prior and concurrent agreements and understandings between the parties, whether written or oral, related to the Services, and there are no agreements or representations concerning the subject matter of this Agreement except for those expressed herein. The Agreement may not be amended or modified except by a written agreement signed by authorized representatives of both parties.

12.2 Customer agrees to reference this Agreement on any purchase order issued in furtherance of this Agreement, however, an omission of the reference to this Agreement will not affect its applicability. In no event will either party be bound by any terms contained in a Customer purchase order, acknowledgement, or other writings unless: the purchase order, acknowledgement, or other writing specifically refers to this Agreement; clearly indicate the intention of both parties to override and modify this Agreement; and the purchase order, acknowledgement, or other writing is signed by authorized representatives of both parties.

Section 13. PROPRIETARY INFORMATION; CONFIDENTIALITY; INTELLECTUAL PROPERTY RIGHTS
13.1 Any information or data in the form of specifications, drawings, reprints, technical information or otherwise furnished to Customer under this Agreement will remain Motorola's property, will be deemed proprietary, will be kept confidential, and will be promptly returned at Motorola's request. Customer may not disclose, without Motorola's written permission or as required by law, any confidential information or data to any person, or use confidential information or data for any purpose other than performing its obligations under this Agreement. The obligations set forth in this Section survive the expiration or termination of this Agreement.

13.2 Unless otherwise agreed in writing, no commercial or technical information disclosed in any manner or at any time by Customer to Motorola will be deemed secret or confidential. Motorola will have no obligation to provide Customer with access to its confidential and proprietary information, including cost and pricing data.

13.3 This Agreement does not grant directly or by implication, estoppel, or otherwise, any ownership right or license under any Motorola patent, copyright, trade secret, or other intellectual property, including any intellectual property created as a result of or related to the Equipment sold or Services performed under this Agreement.

Section 14. FCC LICENSES AND OTHER AUTHORIZATIONS
Customer is solely responsible for obtaining licenses or other authorizations required by the Federal Communications Commission or any other federal, state, or local government agency and for complying with all rules and regulations required by governmental agencies. Neither Motorola nor any of its employees is an agent or representative of Customer in any governmental matters.

Section 15. COVENANT NOT TO EMPLOY
During the term of this Agreement and continuing for a period of two (2) years thereafter, Customer will not hire, engage on contract, solicit the employment of, or recommend employment to any third party of any employee of Motorola or its subcontractors without the prior written authorization of Motorola. This provision applies only to those employees of Motorola or its subcontractors who are responsible for rendering services under this Agreement. If this provision is found to be overly broad under applicable law, it will be modified as necessary to conform to applicable law.

Section 16. MATERIALS, TOOLS AND EQUIPMENT
All tools, equipment, dies, gauges, models, drawings or other materials paid for or furnished by Motorola for the purpose of this Agreement will be and remain the sole property of Motorola. Customer will safeguard all such property while it is in Customer's custody or control, be liable for any loss or damage to this property, and return it to Motorola upon request. This property will be held by Customer for Motorola's use without charge and may be removed from Customer's premises by Motorola at any time without restriction.

Section 17. GENERAL TERMS
17.1 If any court renders any portion of this Agreement unenforceable, the remaining terms will continue in full force and effect.

500 W Monroe Street
Chicago, IL. 60661
(888) 325-9336

Quote Number : QUOTE-3035152
Contract Number: USC000008702
Contract Modifier: R06-MAR-2025 20:22:59

17.2 This Agreement and the rights and duties of the parties will be interpreted in accordance with the laws of the State in which the Services are performed.

17.3 Failure to exercise any right will not operate as a waiver of that right, power, or privilege.

17.4 Neither party is liable for delays or lack of performance resulting from any causes that are beyond that party's reasonable control, such as strikes, material shortages, or acts of God.

17.5 Motorola may subcontract any of the work, but subcontracting will not relieve Motorola of its duties under this Agreement.

17.6 Except as provided herein, neither Party may assign this Agreement or any of its rights or obligations hereunder without the prior written consent of the other Party, which consent will not be unreasonably withheld. Any attempted assignment, delegation, or transfer without the necessary consent will be void. Notwithstanding the foregoing, Motorola may assign this Agreement to any of its affiliates or its right to receive payment without the prior consent of Customer. In addition, in the event Motorola separates one or more of its businesses (each a "Separated Business"), whether by way of a sale, establishment of a joint venture, spin-off or otherwise (each a "Separation Event"), Motorola may, without the prior written consent of the other Party and at no additional cost to Motorola, assign this Agreement such that it will continue to benefit the Separated Business and its affiliates (and Motorola and its affiliates, to the extent applicable) following the Separation Event.

17.7 THIS AGREEMENT WILL RENEW, FOR AN ADDITIONAL ONE (1) YEAR TERM, ON EVERY ANNIVERSARY OF THE START DATE UNLESS EITHER THE COVER PAGE SPECIFICALLY STATES A TERMINATION DATE OR ONE PARTY NOTIFIES THE OTHER IN WRITING OF ITS INTENTION TO DISCONTINUE THE AGREEMENT NOT LESS THAN THIRTY (30) DAYS OF THAT ANNIVERSARY DATE. At the anniversary date, Motorola may adjust the price of the Services to reflect its current rates.

17.8 If Motorola provides Services after the termination or expiration of this Agreement, the terms and conditions in effect at the time of the termination or expiration will apply to those Services and Customer agrees to pay for those services on a time and materials basis at Motorola's then effective hourly rates.

17.9 This Agreement may be executed in one or more counterparts, all of which shall be considered part of the Agreement. The parties may execute this Agreement in writing, or by electronic signature, and any such electronic signature shall have the same legal effect as a handwritten signature for the purposes of validity, enforceability and admissibility. In addition, an electronic signature, a true and correct facsimile copy or computer image of this Agreement shall be treated as and shall have the same effect as an original signed copy of this document.

Revised Sept 03, 2022

MOTOROLA SOLUTIONS

SERVICE AGREEMENT

500 W Monroe Street
Chicago, IL. 60661
(888) 325-9336

Quote Number : QUOTE-3035152
Contract Number: USC000008702
Contract Modifier: R06-MAR-2025 20:22:59

Cybersecurity Online Terms Acknowledgement

This Cybersecurity Online Terms Acknowledgement (this "Acknowledgement") is entered into between Motorola Solutions, Inc. ("Motorola") and the entity set forth in the signature block below ("Customer").

1. Applicability and Self Deletion. This Cybersecurity Online Terms Acknowledgement applies to the extent cybersecurity products and services, including Remote Security Update Service, Security Update Service, and Managed Detection & Response subscription services, are purchased by or otherwise provided to Customer, including through bundled or integrated offerings or otherwise.
NOTE: This Acknowledgement is self deleting if not applicable under this Section 1.

2. Online Terms Acknowledgement. The Parties acknowledge and agree that the terms of the *Cyber Subscription Renewals and Integrations Addendum* available at http://www.motorolasolutions.com/cyber-renewals-integrations are incorporated in and form part of the Parties' agreement as it relates to any cybersecurity products or services sold or provided to Customer. By signing the signature block below, Customer certifies that it has read and agrees to the provisions set forth and linked on-line in this Acknowledgement. To the extent Customer is unable to access the above referenced online terms for any reason, Customer may request a paper copy from Motorola. The signatory to this Acknowledgement represents and warrants that he or she has the requisite authority to bind Customer to this Acknowledgement and referenced online terms.

3. Entire Agreement. This Acknowledgement supplements any and all applicable and existing agreements and supersedes any contrary terms as it relates to Customer's purchase of cybersecurity products and services. This Acknowledgement and referenced terms constitute the entire agreement of the parties regarding the subject matter hereof and as set out in the referenced terms, and supersedes all previous agreements, proposals, and understandings, whether written or oral, relating to this subject matter.

4. Execution and Amendments. This Acknowledgement may be executed in multiple counterparts, and will have the same legal force and effect as if the Parties had executed it as a single document. The Parties may sign in writing or by electronic signature. An electronic signature, facsimile copy, or computer image of a signature, will be treated, and will have the same effect as an original signature, and will have the same effect, as an original signed copy of this document. This Acknowledgement may be amended or modified only by a written instrument signed by authorized representatives of both Parties. The Parties hereby enter into this Acknowledgement as of the last signature date below.

Revised Sept 03, 2022

ITEM REPORT
Board of Mayor and Aldermen
Meeting Date: May 29, 2025

Item #: 5.E. Approve Amendment #1 to the Contract with Solomon Builders, Inc., for the Construction and Development of Brookside Park.

Department: Parks & Recreation

Presented By: David McGowen, Bruce Richardson

Item Attachments:
1. Approve Amendment #1 - Solomon Builders Inc - Construction of Brookside Park

---

Summary:

This is an amendment to the contract with Solomon Builders, Inc. for the construction of Brookside Park.

Background Information:

The original contact with Solomon Builders, Inc. was approved on March 4, 2025 by the Board of Mayor and Aldermen. Since that time, we have been waiting on a notice to proceed from TDEC to begin construction. TDEC sent a Certification of Contractor form and the contractor and city have signed that document. TDEC came back and requested that the construction contract be amended to reference this Certification of Contractor Form. That is the primary purpose of this amendment. Once the amendment is approved and signed, we can upload the documents into the grant system and hopefully get approval from TDEC to proceed with construction.

During review of this amendment, it was discovered that the title of the original contract was incorrect because it referenced the new Public Works and Community Development Services Facility instead of Brookside Park. That title correction is also a part of this amendment.

Financial Summary:

There is no cost associated with this amendment.

Staff Recommendation:

Staff recommends approval.

Amendment No. 1 to
Contract for the Construction Phase
Of the City of La Vergne Public Works and Community
Development Services Facility

WHEREAS the City of La Vergne, Tennessee ("City") and Solomon Builders, Inc. ("Contractor") entered into an Agreement dated March 7, 2025, to perform Work associated with the construction of the to-be constructed Brookside Park; and

WHEREAS subsequent to the effective date of the Agreement the parties learned of additional requirements for the project as determined by the Tennessee Department of Environmental Conservation ("TDEC"); and

WHEREAS subsequent to the effective date of the Agreement the parties discovered typographical errors in the Agreement they desire to correct; and

WHEREAS the City and Contractor desire to comply with TDEC requirements for this project.

NOW, THEREFORE, CITY and CONTRACTOR do hereby agree to amend the Agreement as follows:

1. **Typographical Error in Agreement Title.** The original Agreement dated March 7, 2025 contained reference to a prior City project and was mistakenly titled "Contract for the Construction Phase of the City of La Vergne Public Works and Community Development Services Facility." The parties desire this Agreement to be known and referred to as, "Contract for the Construction and Development of Brookside Park."

2. **Certification of Contractor.** Contractor is required to provide City with a Certification of Contractor ("Certification"). A copy of the required Certification is attached hereto as Exhibit 1 and shall be incorporated and adopted by reference.

3. **Amendment.** This Amendment No. 1 and the Agreement shall not be modified or altered other than by written agreement executed by both parties. This includes any changes to pricing, fees, rates, and charges.

4. **No Presumption Against Drafter.** This Agreement No. 1 shall not be construed for or against any party because that party or that party's legal representative drafted any of its provisions. Accordingly, this Amendment No. 1 shall be construed without regard to the rule that ambiguities in a document are to be construed against the draftsman. No inferences shall be drawn from the fact that the final, duly executed Amendment No. 1 differs in any respect from any previous draft hereof.

5. **Counterparts.** This Amendment No. 1 may be executed in one or more counterparts by City and Contractor. If so executed, the signer shall deliver an original to the other party and the collective counterparts shall be treated as the fully executed document.

6. **Effective Date.** This Amendment No. 1 is effective as of the last date written below ("Effective Date"). All other portions of the original Agreement shall remain in full force and effect.

IN WITNESS WHEREOF, both parties have caused this Amendment No. 1 to be executed by their duly authorized representatives.

Solomon Builders, Inc.	**City of La Vergne, Tennessee**
Jonathan M. Doley	
Signature	**Mayor Jason Cole**
5/21/25	
Date	**Date**
JONATHAN M. DOLEY	
Printed Name	**Approved as to form:**
PM	
Title	**E. Evan Cope, City Attorney**

Exhibit 1

TENNESSEE DEPARTMENT OF ENVIRONMENT AND CONSERVATION
RECREATION EDUCATIONAL SERVICES
WR Snodgrass TN Tower, 312 Rosa L. Parks Avenue, 2nd Floor, Nashville, TN 37243
PH: 615-532-0748 FAX: 615-532-0732

CERTIFICATION OF CONTRACTOR REGARDING CONFLICTS OF INTEREST, LOBBYING, NONDISCRIMINATION, PUBLIC ACCOUNTABILITY, AND PUBLIC NOTICE

This certification is required by the agency that has funded, in part, by: **(check one)**

☐ **Local Park & Recreation Fund (LPRF)** ☐ **Land & Water Conservation Fund (LWCF)**

☐ **Recreation Trail Program (RTP)** ☐ **Other** _____

The Contractor, Solomon Builders Inc, by signing and submitting this Certification, acknowledges the following: This Certification will be incorporated into the Agreement executed between: The City of La Vergne (*the Grantee)* and the Contractor.

By signing and submitting this Certification, the Contractor certifies that neither it, its principals nor affiliates has violated the following:

1. Conflicts of Interest: The Grantee warrants that no part of the total Grant Contract Amount shall be paid directly or indirectly to an employee or official of the State of Tennessee as wages, compensation, or gifts in exchange for acting as an officer, agent, employee, subcontractor, or consultant to the Grantee in connection with any work contemplated or performed relative to this Grant Contract.

2. Lobbying: The Grantee certifies to the best of its knowledge and belief that:

   a. No federally appropriated funds have been paid or will be paid, by or on behalf of the undersigned, to any person for influencing or attempting to influence an officer or employee of an agency, a Member of Congress, an officer or employee of Congress, or an employee of a Member of Congress in connection with the awarding of any federal contract, the making of any federal grant, the making of any federal loan, the entering into of any cooperative agreement, and the extension, continuation, renewal, amendment, or modification of any federal contract, grant, loan, or cooperative agreement.

   b. If any funds other than federally appropriated funds have been paid or will be paid to any person for influencing or attempting to influence an officer or employee of any agency, a Member of Congress, an officer or employee of Congress, or an employee of a Member of Congress in connection with this contract, grant, loan, or cooperative agreement, the Grantee shall complete and submit Standard Form-LLL, "Disclosure of Lobbying Activities," in accordance with its instructions.

   c. The Grantee shall require that the language of this certification be included in the award documents for all sub-awards at all tiers (including subcontracts, sub-grants, and contracts under grants, loans, and cooperative agreements) and that all sub-recipients shall certify and disclose accordingly.

   This certification is a material representation of fact upon which reliance was placed when this transaction was made or entered into and is a prerequisite for making or entering into this transaction imposed by 31 U.S.C. § 1352.

3. Nondiscrimination: The Grantee hereby agrees, warrants, and assures that no person shall be excluded from participation in, be denied benefits of, or be otherwise subjected to discrimination in the performance of this Grant Contract or in the employment practices of the Grantee on the grounds of handicap or disability, age, race, color,

religion, sex, national origin, or any other classification protected by federal, Tennessee state constitutional, or statutory law. The Grantee shall, upon request, show proof of nondiscrimination and shall post in conspicuous places, available to all employees and applicants, notices of nondiscrimination.

4. Public Accountability: If the Grantee is subject to Tenn. Code Ann. § 8-4-401 *et seq.*, or if this Grant Contract involves the provision of services to citizens by the Grantee on behalf of the State, the Grantee agrees to establish a system through which recipients of services may present grievances about the operation of the service program. The Grantee shall also display in a prominent place, located near the passageway through which the public enters in order to receive Grant supported services, a sign at least eleven inches (11") in height and seventeen inches (17") in width stating:

   NOTICE: THIS AGENCY IS A RECIPIENT OF TAXPAYER FUNDING. IF YOU OBSERVE AN AGENCY DIRECTOR OR EMPLOYEE ENGAGING IN ANY ACTIVITY WHICH YOU CONSIDER TO BE ILLEGAL, IMPROPER, OR WASTEFUL, PLEASE CALL THE STATE COMPTROLLER'S TOLL-FREE HOTLINE: 1-800-232-5454.

   The sign shall be on the form prescribed by the Comptroller of the Treasury. The Grantor State Agency shall obtain copies of the sign from the Comptroller of the Treasury, and upon request from the Grantee, provide Grantee with any necessary signs.

5. Public Notice: All notices, informational pamphlets, press releases, research reports, signs, and similar public notices prepared and released by the Grantee in relation to this Grant Contract shall include the statement, "This project is funded under a grant contract with the State of Tennessee." All notices by the Grantee in relation to this Grant Contract shall be approved by the State.

6. Records: The Grantee and any approved subcontractor shall maintain documentation for all charges under this Grant Contract. The books, records, and documents of the Grantee and any approved subcontractor, insofar as they relate to work performed or money received under this Grant Contract, shall be maintained in accordance with applicable Tennessee law. In no case shall the records be maintained for a period of less than five (5) full years from the date of the final payment. The Grantee's records shall be subject to audit at any reasonable time and upon reasonable notice by the Grantor State Agency, the Comptroller of the Treasury, or their duly appointed representatives.

   The records shall be maintained in accordance with Governmental Accounting Standards Board (GASB) Accounting Standards or the Financial Accounting Standards Board (FASB) Accounting Standards Codification, as applicable, and any related AICPA Industry Audit and Accounting guides.

   In addition, documentation of grant applications, budgets, reports, awards, and expenditures will be maintained in accordance with U.S. Office of Management and Budget's Uniform Administrative Requirements, Cost Principles, and Audit Requirements for Federal Awards.

   Grant expenditures shall be made in accordance with local government purchasing policies and procedures and purchasing procedures for local governments authorized under state law.

   The Grantee shall also comply with any recordkeeping and reporting requirements prescribed by the Tennessee Comptroller of the Treasury.

   The Grantee shall establish a system of internal controls that utilize the COSO Internal Control - Integrated Framework model as the basic foundation for the internal control system. The Grantee shall incorporate any additional Comptroller of the Treasury directives into its internal control system.

   Any other required records or reports which are not contemplated in the above standards shall follow the format designated by the head of the Grantor State Agency, the Central Procurement Office, or the Commissioner of Finance and Administration of the State of Tennessee.

Grantee's Authorized Representative:
(USUALLY MAYOR)

Jason Cole
Signature

Jason Cole
Print Name

Mayor
Title

5/14/25
Date

CONTRACTOR: Solomon Builders, Inc.

Signature

Steve Hannon
Print Name

Operations Mgr.
Title

4/15/25
Date

ITEM REPORT
Board of Mayor and Aldermen
Meeting Date: May 29, 2025

Item #: 5.F. Approve Contract with the Regional Transportation Authority for the Provision of Commuter Bus Service and Membership Dues for Fiscal Year 2025-2026.

Department: City Administrator

Presented By: Bruce Richardson

Item Attachments: 1. Contract - RTA - Commuter Bus Service - FY 2025-2026

Summary:

This is the annual contract with the RTA for the bus service that goes through La Vergne between Nashville and Smyrna. This will also approve the payment of membership dues to the RTA.

Background Information:

This is the annual contract for La Vergne's share of the costs for the regional bus service through La Vergne. The cost this year is higher due to the La Vergne reserves being used in previous years.

Financial Summary:

La Vergne's share of the subsidy for the bus service is $15,924. The amount of the annual membership dues is $3,872. These amounts have been budgeted for FY 2025-2026.

Staff Recommendation:

Staff recommends approval.

WeGo Public Transit

A Service of RTA

430 Myatt Drive
Nashville, TN 37115
WeGoTransit.com
615-862-5969

Randall Hutto, Chair
Mayor Wilson County

Paige Brown, Vice Chair
Mayor City of Gallatin

Edward Cole, Secretary
Governor Appointee
Davidson County

Stephen G. Bland
Chief Executive Officer

Debbie Frank
Deputy CEO
Growth and Development

Amanda Vandegrift
Deputy CEO
Finance and Administration

Andy Burke
Chief Operating Officer

Vince Malone
Chief of Staff & Administration

Nick Oldham
Chief Safety & Security Officer

March 17, 2025

Mayor Cole —

RTA's primary goal is to reduce the amount of weekday traffic along heavily populated Middle TN corridors. In doing so, this can benefit the local population with improvements in the air quality. Because of your continuing support of the Regional Transportation Services (RTA) in Middle Tennessee, we can continue growing our transportation services that will help us make a difference long term.

That being said, the time has come to renew the annual Commuter Bus Service contract for the ***86X Smyrna-LaVergne Express*** service for FY26 (July 1, 2025 to June 30, 2026).

I have attached the following documents for your review:

- Cover letter
- The proposed FY26 service contract
- The proposed FY26 service budget
- The invoice for your FY26 subsidy support of $15,924
- The route schedule with map
- The invoice for your FY26 dues of $3,872

Once you have approved the bus service contract, please sign and return it to me by email. An electronic copy of the fully executed contract will be returned to you by email once our CEO signs it.

Feel free to contact me if you have any questions.

Regards,

Jeff Burysek | RTA Grants & Special Projects Administrator
WeGo Public Transit | RTA of Middle Tennessee
430 Myatt Drive | Nashville, TN | 37115
Tel: 615-862-8869 | Fax: 615-862-4127
jeffery.burysek@nashville.gov

[The second page should be blank with no marks or names.]

CONTRACT NO. 2011203-C
BETWEEN
REGIONAL TRANSPORTATION AUTHORITY
AND
CITY OF LAVERGNE

This Contract, entered into on the 1st Day of July, 2025, by and between the Regional Transportation Authority, located at 430 Myatt Drive, Nashville TN 37115, (hereinafter "RTA"), and the City of LaVergne, located at 5093 Murfreesboro Road, LaVergne, TN 37086, (hereinafter "the City"). This contract is for the provision of Commuter Bus Service (hereinafter "Service(s)") between Nashville/Davidson County and the City of LaVergne.

The RTA was established pursuant to statutory law enacted by the Tennessee General Assembly, T.C.A. 64-8-101 et seq.

A. SCOPE OF SERVICES

The RTA shall provide Service between Nashville/Davidson County, and City of LaVergne, Tennessee. The City shall have no obligation for Services rendered by the RTA which are not performed within the specified period or between the specified route terminus.

B. TERM

The Contract term start date shall be July 1, 2025; the Contract end date shall be June 30, 2026.

C. PAYMENT

In consideration for RTA's provision of Services, the City shall provide RTA the amount of twenty-two thousand three hundred seventy-six dollars ($22,376.00 service total less $6,452.00 from reserves equals $15,924.00 payment due).

The RTA shall invoice the City for its route subsidy share as stated above and shown in Attachments 1 & 2. RTA will send the City a lump sum invoice in the amount of $15,924.00 to be paid directly to RTA. The amount represents the full amount owed to RTA by the City.

The City shall send payment to RTA, 430 Myatt Drive, Nashville, TN 37115, ATTN: Accounting Department.

D. STANDARD TERMS AND CONDITIONS

1. Neither RTA nor the City are bound by this Contract until it is executed by the parties.
2. This Contract may be modified only by a written amendment executed by all parties hereto.
3. The RTA may terminate this Contract and the Service obligations if adequate Grant Funds are not available to continue the Service. In the event of termination, the City shall receive a share of any of their route subsidy that remains. The reimbursement will be determined by dividing the $22,376.00 by 12 and multiplying that amount by the number of months the City did not receive Service.
4. The RTA warrants that no person shall be excluded from participation in, be denied benefits of, or be otherwise subjected to discrimination in the performance of this Contract or in the employment practices of the RTA on the grounds of handicap and/or disability, age, race, color, religion, sex, national origin, or any other classification protected by Federal, Tennessee State constitutional, or statutory law. The RTA shall, upon request, show proof of such nondiscrimination and shall post in conspicuous places, available to all employees and applicants, notices of nondiscrimination.
5. The RTA warrants that no part of the Contract amount shall be paid directly or indirectly to an employee or official of City as wages, compensation, or gifts in exchange for acting as an officer, agent, employee, or consultant to the RTA in connection with any work contemplated or performed relative to this Contract.
6. This Contract shall be governed by and construed in accordance with the laws of the State of Tennessee.
7. As part of the RTA yearly audit, a full audit of this project will be conducted by an outside auditing firm and made available to the City. All financial records will be consistent with internal accounting procedures.

IN WITNESS WHEREOF, as of the date written above, the parties have caused this Contract to be signed by their duly authorized representatives.

Regional Transportation Authority	City of LaVergne
_____	_____
Stephen G. Bland, CEO	
_____	_____
Date	Date

WeGo Public Transit

Smyrna Express (86X) Commuter Bus Srvc Budget

FY2025 Budget with Comparative FY2026 Forecast Budget

	FY2025	FY2026
Days of Service [365 days - 104 days in weekends - 7 weekday holidays]	254	255
Number of Daily Trips	7	7
Ridership (estimate)	10,121	10,121
Operating Hours per Day (including deadhead)	14.79	15.39
Cost per hour of Service	$127.00	$130.81
TOTAL Daily Cost of Service	$1,878	$2,013
Cost of Service		
Cost of Runs [hrs/day X Cost/hr X 254 days]	477,096	513,357
Board-Initiated Bus RESERVE	(47,067)	(45,481)
Total Costs	430,029	467,876
Estimated Revenues		
Estimated Cash Fares/Pass Sales	29,474	33,895
ADD: **CMAQ Funding**		
Federal	290,954	310,342
TDOT Match on CMAQ	36,369	38,793
TDOT Operating Subsidy	39,622	39,352
Total Estimated Revenues	396,419	422,382
*Estimated **Net** Cost*	33,610	45,494
Regional Subsidies *		
Town of Smyrna	0	4,960
City of LaVergne	9,000	15,924
Rutherford County	12,305	12,305
Davidson County	12,305	12,305
** includes funds contributed to RESERVE*		
Total Partner Contributions	33,610	45,494
Balance	0	0

H:\Grants Activity\1-RTA\4-R&R Subsidy Partner Contracts\2025 - 2026 Bus Partner Contracts\2-FY26 Budgets\[FY2026 Consol R&R Bdgts.xlsx]~ 84X

WeGo Public Transit

INVOICE
FY26-LAVGN
07/01/25

TO: CITY OF LAVERGNE
5093 MURFREESBORO ROAD
LAVERGNE, TN 37086
ATTN: JASON COLE, MAYOR

FROM: Regional Transportation Authority
430 Myatt Drive
Nashville, TN 37115
615-862-5969

Description of Charges		AMOUNT
07/01/25	ANNUAL PARTNER SUBSIDY FOR COMMUTER BUS SERVICES FOR ROUTE 86X-SMYRNA/LAVERGNE FOR THE PERIOD JULY 1, 2025 THRU JUNE 30, 2026	$22,376.00
	(RESERVES APPLIED):	($6,452.00)
	QUESTIONS REGARDING THIS INVOICE PLEASE CONTACT Jeff Burysek @ jeffery.burysek@nashville.gov	
Please send remittance to REGIONAL TRANSPORTATION AUTHORITY	TOTAL	$15,924.00

86
Smyrna/La Vergne

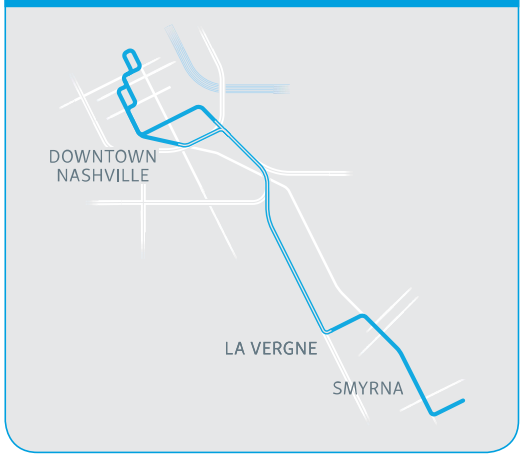

Weekdays to Nashville

4 Stars and Strikes	3 Rebecca Way	1 Central
5:44	5:49	6:45
6:05	6:10	7:15
6:30	6:35	7:45

Bold times denote p.m. hours.

Weekdays from Nashville

1 Central Bay 7	2 Greyhound Bus Station	3 Sunset Street	4 Stars and Strikes
3:25	**3:37**	**4:25**	**4:31**
3:55	**4:09**	**5:01**	**5:07**
4:25	**4:40**	**5:33**	**5:39**
4:55	**5:10**	**6:03**	**6:09**

The bus may leave this stop early.

No service Saturdays, Sundays or holidays.

For More Information

Customer Care
615-862-5950
6:30 a.m. to 8:00 p.m. – Monday-Friday
8:00 a.m. to 5:00 p.m. – Saturday
10:30 a.m. to 2:30 p.m. – Sunday

Elizabeth Duff Transit Center at WeGo Central
400 Dr. Martin L. King Jr. Blvd.
4:45 a.m. to 1:15 a.m. – Monday-Saturday
5:45 a.m. to 11:15 p.m. – Sundays and holidays

Administrative Offices
615-862-5969
430 Myatt Drive
8:00 a.m. to 4:30 p.m. – Monday-Friday
Closed weekends and holidays

Stay Connected

WeGoTransit
@WeGoTransit
@WeGoTransit
WeGoTransit.com
WeGoTransit.com/ride/alerts
customer.comments@nashville.gov

Regional Fares

1-Ride Regional Bus $4.25

1-Ride Regional Bus Discounted*...$2.00

20-Ride Regional Bus $73.50

Star Shuttles (Routes 64 & 93) ...Free

Active military and veterans ride free with military ID. Children age 4 and younger ride free.
*Youth, seniors, persons with disabilities, and Medicare cardholders may be eligible for discounted fares and passes. Apply at WeGo Central.

QuickTicket is WeGo's fare payment system, available as a reloadable card or the QuickTicket by WeGo app. Exact cash is also accepted on the bus. However, no change, charge cards, transfers, or on-bus passes will be given.

For more information on QuickTicket, visit QuickTicketTN.com

ADA

WeGo Public Transit makes reasonable accommodations in order for individuals with disabilities to fully use transit services. All requests should be made in advance by filling out and submitting a Reasonable Accommodation Request form. For more information on Reasonable Accommodations, visit WeGoTransit.com.

Title VI

Title VI of the Civil Rights Act of 1964 states that "No Person in the United States shall, on the ground of race, color, or national origin, be excluded from participation in, be denied the benefits of, or be subjected to discrimination under any program or activity receiving Federal financial assistance." For more information on Title VI, visit WeGoTransit.com.

WeGo Public Transit

October 6, 2024

86
Smyrna/ La Vergne

RTA MEMBERSHIP DUES INVOICE

07/01/2025 – 06/30/2026

Accounts Payable
City of LaVergne
5093 Murfreesboro Road
LaVergne, TN 37086

DUES	**$3,872.00**

TOTAL DUE BY SEPTEMBER 1, 2025

Payable to: **Regional Transportation Authority (RTA)**
430 Myatt Drive Nashville, TN 37115

Thank you so much for your support of the RTA. This invoice is for your Annual Membership Dues. Dues are calculated at a rate of $0.10 per capita or $500.00, whichever is greater. This is based on the population figures of the latest certified population of Tennessee incorporated municipalities and certified population of Tennessee counties as reported by the Department of Economic and Community Development on June 6, 2022. Please contact Jeff Burysek at (615) 862-8869 or jeffery.burysek@nashville.gov should you have any questions.

ITEM REPORT
Board of Mayor and Aldermen
Meeting Date: May 29, 2025

Item #: 5.G. Approve Amendment #3 for Grant Contract #77833-150, with the State of Tennessee Department of Commerce and Insurance for the Police Department Recruitment and Retention Grant.

Department: Police

Presented By: Christopher Moews

Item Attachments: 1. Amendment #3 - Grant Contract #77833-150

Summary:

This is an amendment to the original contract that the city had previously signed. The contract has been amended twice before. There is no financial cost to the city.

Background Information:

This is a re-occurring grant that gives the Police Department the ability to recruit and retain police officers by funds allocated to officers who are hired and retained for a period of time. The Police Department has been a part of this program since its inception. The grant is designed to increase the number of officers on Tennessee streets. This amendment amends the definition of an "Eligible Officer" and specifies the dates that the officer must be hired in.

Financial Summary:

There is no financial impact with this amendment.

Staff Recommendation:

Staff recommends approval.

GRANT AMENDMENT

Agency Tracking #	Edison ID	Contract #	Amendment #
33501-2548440	77833-150	77833-150	3

Contractor Legal Entity Name	Edison Vendor ID
City of La Vergne	0000001520

Amendment Purpose & Effect(s)

To amend the Term of the Grant Contract and revise the definition of an "Eligible Officer".

Amendment Changes Contract End Date: ☒ YES ☐ NO **End Date:** **March 19, 2029**

TOTAL Contract Amount INCREASE or DECREASE per this Amendment (zero if N/A): **$0.00**

Funding —

FY	State	Federal	Interdepartmental	Other	TOTAL Contract Amount
2024	$33,333.34				$33,333.34
2025	$33,333.34				$33,333.34
2026	$33,333.34				$33,333.34
2027	$33,333.34				$33,333.34
2028	$33,333.32				$33,333.32
2029	$33,333.32				$33,333.32
TOTAL:	**$200,000.00**				**$200,000.00**

Budget Officer Confirmation: There is a balance in the appropriation from which obligations hereunder are required to be paid that is not already encumbered to pay other obligations.

CPO USE

Speed Chart (optional)

Account Code (optional)

AMENDMENT THREE
OF GRANT CONTRACT 77833-150

This Grant Contract Amendment is made and entered by and between the State of Tennessee, Department of Commerce and Insurance, hereinafter referred to as the "State" and City of La Vergne, hereinafter referred to as the "Grantee". It is mutually understood and agreed by and between said, undersigned contracting parties that the subject Grant Contract is hereby amended as follows:

1. Grant Contract Section A.3.a. is deleted in its entirety and replaced with the following:

   A.3.a. "Eligible Officer" means an Experienced Officer or a No Previous Certified Experience Officer hired by a local law enforcement agency in Tennessee between May 1, 2023, and March 19, 2026. An Eligible Officer cannot have previously surrendered a certification in any state, have been decertified by the POST Commission or equivalent in any state in the United States, or have been decertified as a result of a court order by any state or federal court.

2. Grant Contract Section A.4. is deleted in its entirety and replaced with the following:

   A.4. The Grantee shall submit appropriate documentation to claim funds, subject to availability, pursuant to paragraph C.5. to the State to request the bonus payment amount corresponding to an Eligible Officer's status as either an Experienced Officer or a No Experience Officer and the applicable Longevity Period as set out in paragraph C.3. for any Eligible Officer hired by Grantee between May 1, 2023, and March 19, 2026. The Grantee must send the request for payment within sixty (60) days, or a longer time as approved in writing by the State, of the Eligible Officer reaching a Longevity Milestone. Longevity Milestones will be calculated from the date on which the Eligible Officer was added to the Grantee's active roster after becoming an Eligible Officer and, as such, will vary by Eligible Officer. The Grantee may request funds under this Grant Contract to make one (1) payment to each Eligible Officer for each of the Longevity Milestones that the Eligible Officer reaches.

3. Grant Contract Section A.4.c. is deleted in its entirety and replaced with the following:

   A.4.c. The Grantee shall submit a claim form for a bonus payment only for an Eligible Officer who is an Experienced Officer or a No Previous Certified Experience Officer at the time of hire by the Grantee between May 1, 2023, and March 19, 2026.

4. Pro Forma Grant Contract Section B is deleted in its entirety and replaced with the following:

   B. This Grant Contract shall be effective for the period beginning on December 1, 2023 ("Effective Date") and ending on March 19, 2029 ("Term"). The State shall have no obligation to the Grantee for fulfillment of the Scope outside of the Term.

Required Approvals. The State is not bound by this Amendment until it is signed by the contract parties and approved by appropriate officials in accordance with applicable Tennessee laws and regulations (depending upon the specifics of this contract, said officials may include, but are not limited to, the Commissioner of Finance and Administration, the Commissioner of Human Resources, and the Comptroller of the Treasury).

Amendment Effective Date. The effective date of this Amendment is the date all required approvals are obtained. All other terms and conditions of this delegated authority not expressly amended shall remain in full force and effect.

IN WITNESS WHEREOF,

CITY OF LA VERGNE:

GRANTEE SIGNATURE **DATE**

PRINTED NAME AND TITLE OF GRANTEE SIGNATORY (above)

DEPARTMENT OF COMMERCE AND INSURANCE:

CARTER LAWRENCE, COMMISSIONER **DATE**

ITEM REPORT
Board of Mayor and Aldermen
Meeting Date: May 29, 2025

Item #: 5.H. Approve Two Statements of Work with CivicPlus for City Website Improvements.

Department: Information Technology

Presented By: Bruce Richardson, Glenn Green

Item Attachments:
1. La Vergne Guardian Security Upgrade
2. La Vergne ChatBot

Summary:

This is an item to approve two statements of work from CivicPlus for improvements to the city's website.

Background Information:

The first Statement of Work will add their Guardian Security package to the website. The city will benefit from advanced Distributed Denial of Service (DDoS) mitigation tooling which will exceed by 15 times the largest DDoS attack ever recorded.. The reverse proxy server also hides server IP addresses and manages requests, which enhances both security and performance, while SSL encryption safeguards communication between our website and it's visitors.

The second Statement of Work will add a Chatbot Subscription to the website. This is an AI powered Chatbot that uses website content to answer citizen questions automatically. It essentially helps us provide helpful and more personalized customer service interactions to our citizens that visit our website. This feature also works when a resident asks a question in another language. The Chatbot will respond with an answer in that same language.

Financial Summary:

The annual cost for the security package is $600 per year. If approved, a prorated amount will be invoiced to get us to our next renewal date of November 1, 2025.

The annual cost for the Chatbot is $4,176.90. If approved, we will get the upgrade for free until the next renewal date of November 1, 2025.

Staff Recommendation:

Staff recommends approval.

CivicPlus
302 South 4th St. Suite 500
Manhattan, KS 66502
US

Statement of Work

Quote #: Q-99921-1
Date: 5/12/2025 8:13 AM
Expires On: 7/11/2025

Client:
City of La Vergne, TN

Bill To:
LA VERGNE CITY, TENNESSEE

SALESPERSON	Phone	EMAIL	DELIVERY METHOD	PAYMENT METHOD
Joseph Borelli		joseph.borelli@civicplus.com		Net 30

Recurring Service(s)

QTY	PRODUCT NAME	DESCRIPTION
1.00	Guardian Security (Cloudflare WAF/CDN)	Cloudflare Tier 1 WAF/CDN security protection

Total Investment - Prorated Year 1	USD 282.88
Annual Recurring Services (Subject to Uplift)	USD 600.00

Total Days of Quote:173

Initial Term	Beginning at signing and ending 10/31/2025, Renewal Term 11/1 each calendar year
Initial Term Invoice Schedule	100% invoiced at signing, to be prorated based on signature date.

The Annual Recurring Services subscription fee for the Products (as described above) included in this SOW are prorated and co-termed to align with the Client's current Municipal Websites billing schedule and the Annual Recurring Services amount will subsequently be added to Client's Term and regularly scheduled annual invoices under the terms of the Agreement.

This Statement of Work ("SOW") shall be subject to the terms and conditions of Master Services Agreement signed by and between the Parties and the applicable Solutions and Services Terms and Conditions located at: https://www.civicplus.help/hc/en-us/sections/11726451593367-Solutions-and-Services-Terms-and-Conditions (collective, the "Agreement"). By signing this SOW, Client expressly agrees to the terms and conditions of the Agreement, as though set forth herein.

Please note that this document is a SOW and not an invoice. Upon signing and submitting this SOW, Client will receive the applicable invoice according to the terms of the invoicing schedule outlined herein.

Acceptance of Quote # Q-99921-1

The undersigned has read and agrees to the Binding Terms, which are incorporated into this SOW, and have caused this SOW to be executed as of the date signed by the Customer which will be the Effective Date:

For CivicPlus Billing Information, please visit https://www.civicplus.com/verify/

Authorized Client Signature	CivicPlus
By (please sign):	By (please sign):
_____	_____
Printed Name:	Printed Name:
_____	_____
Title:	Title:
_____	_____
Date:	Date:
_____	_____

Organization Legal Name:

_____

Billing Contact:

_____

Title:

_____

Billing Phone Number:

_____

Billing Email:

_____

Billing Address:

_____

_____

Mailing Address: (If different from above)

_____

_____

PO Number: (Info needed on Invoice (PO or Job#) if required)

_____

CivicPlus
302 South 4th St. Suite 500
Manhattan, KS 66502
US

Statement of Work

Quote #: Q-92910-1
Date: 2/14/2025 3:03 PM
Expires On: 4/15/2025

Client:
City of La Vergne, TN

Bill To:
LA VERGNE CITY, TENNESSEE

SALESPERSON	Phone	EMAIL	DELIVERY METHOD	PAYMENT METHOD
Joseph Borelli		joseph.borelli@civicplus.com		Net 30

Discount(s)

QTY	PRODUCT NAME	DESCRIPTION
1.00	Website Year 1 Annual Fee Discount	Year 1 Annual Fee Discount

Recurring Service(s)

QTY	PRODUCT NAME	DESCRIPTION
1.00	CivicPlus Chatbot Subscription	Powered by AI technology, the Frase Answer Engine for Local Government uses website content to answer citizen questions. This solution includes dashboard analytics and language translation.

~~List Price - Initial Term Total~~	~~USD 2,524.67~~

Total Investment - Prorated Year 1	USD 0.00
Annual Recurring Services (Subject to Uplift)	USD 4,176.90

Total Days of Quote:173

Initial Term	Remaining Term: 5/12/2025 - 10/31/2025, Renewal Term 11/1 each calendar year. Promotion extends the Remaining term and additional 12 months past 11/1.
Initial Term Invoice Schedule	100% Invoiced upon Signature Date

The Annual Recurring Services subscription fee for the Products (as described above) included in this SOW are prorated and co-termed to align with the Client's current Municipal Websites billing schedule and the Annual Recurring Services

amount will subsequently be added to Client's Term and regularly scheduled annual invoices under the terms of the Agreement.

This Statement of Work ("SOW") shall be subject to the terms and conditions of Master Services Agreement signed by and between the Parties and the applicable Solutions and Services Terms and Conditions located at: https://www.civicplus.help/hc/en-us/sections/11726451593367-Solutions-and-Services-Terms-and-Conditions (collective, the "Agreement"). By signing this SOW, Client expressly agrees to the terms and conditions of the Agreement, as though set forth herein.

Please note that this document is a SOW and not an invoice. Upon signing and submitting this SOW, Client will receive the applicable invoice according to the terms of the invoicing schedule outlined herein.

Acceptance of Quote # Q-92910-1

The undersigned has read and agrees to the Binding Terms, which are incorporated into this SOW, and have caused this SOW to be executed as of the date signed by the Customer which will be the Effective Date:

For CivicPlus Billing Information, please visit https://www.civicplus.com/verify/

Authorized Client Signature	CivicPlus
By (please sign):	By (please sign):
_____	_____
Printed Name:	Printed Name:
_____	_____
Title:	Title:
_____	_____
Date:	Date:
_____	_____

Organization Legal Name:

_____

Billing Contact:

_____

Title:

_____

Billing Phone Number:

_____

Billing Email:

_____

Billing Address:

_____

_____

Mailing Address: (If different from above)

_____

_____

PO Number: (Info needed on Invoice (PO or Job#) if required)

_____

ITEM REPORT
Board of Mayor and Aldermen
Meeting Date: May 29, 2025

Item #: 6. First Reading - **Ordinance #2025-15** - An Ordinance to Amend the City of La Vergne Zoning Ordinance by Changing the Official Zoning Map for Tax Map 32, Parcels 3.04 and 3.05 and Tax Map 29, Parcels 41.01 and 41.02. Property Consists of Approximately 76.55 Acres. Property Located on or near Waldron Road and Blair Road. Current Zoning: R-1 (Low Density Residential) Zoning District; Proposed Zoning: PDR (Planned Density Residential) Zoning District with a Base Zone of R-3 (High Density Residential). (A public hearing will be held on Tuesday, June 3, 2025 at 5:45 p.m.)

Department: Planning

Presented By: Bo Logan

Item Attachments: 1. Ordinance #2025-15

Summary:

This is an ordinance to rezone properties located on or near Waldron Road / Blair Road from R-1 to a PDR with an R-3 base zoning district.

Background Information:

Equitable Property Company is requesting approval of a concept plan and rezoning for Rock Springs Mixed Use, a mixed use PDR to consist of 76.55 acres. The accompanying rezoning request would change the 76.55 acres from R-1 to R-3 PDR, Planned Density Residential Zoning District (High Density Residential).

The property is located along the west side of Waldron Road and south of Blair Road in the southern part of La Vergne. Furthermore, this site lies east of The Ridge subdivision. Arbor Ridge, under construction, is across Waldron Rd. A future connection point is shown to Blair Road West when it is completed.

Directly across the street to the east (Arbor Ridge) of this site is zoned R-1 PDR. All the

property to the south of this site is zoned R-1. Nextdoor to this site, The Ridge is zoned R-1 and later phases R-2.

The purpose of the plan is to develop the property for construction of 614 dwelling units to include single-family homes and multi-family units.

This proposal also calls for approximately 208,000 square feet of space to be used as commercial and office uses including property for restaurant and/or retail purposes. The developers will also designate approximately 2 acres to be set aside for a future fire hall. The Concept Plan also calls for amenities including a pool, club house, walking trail and a playground among others.

The development would extend to the south near Rock Springs Elementary School, although it will stop short of Lake Road. It is conceivable that one day in the future children living in Rock Springs could walk to the school.

Financial Summary:

Revenues: The city should receive impact fees and property taxes from any development of the property. Expenditures: Other than normal services being provided by the city, there are no specific expenditures required from the city for the development of this property.

Staff Recommendation:

Staff does not typically give recommendations on whether to approve or deny rezoning requests. This is a decision for the Board of Mayor and Aldermen.

ORDINANCE #2025-15

AN ORDINANCE TO AMEND THE CITY OF LA VERGNE ZONING ORDINANCE BY CHANGING THE OFFICIAL ZONING MAP FOR TAX MAP 32, PARCELS 3.04 AND 3.05 AND TAX MAP 29, PARCELS 41.01 AND 41.02. PROPERTY CONSISTS OF APPROXIMATELY 76.55 ACRES. PROPERTY LOCATED ON OR NEAR WALDRON ROAD AND BLAIR ROAD. CURRENT ZONING: R-1 (LOW DENSITY RESIDENTIAL) ZONING DISTRICT; PROPOSED ZONING: PDR (PLANNED DENSITY RESIDENTIAL) ZONING DISTRICT WITH A BASE ZONE OF R-3 (HIGH DENSITY RESIDENTIAL).

WHEREAS, a request has been made by the Equitable Property Company, LLC, to rezone property located within the City of La Vergne; and

WHEREAS, the City of La Vergne Planning Commission, on April 29, 2025, made a favorable recommendation to the Board of Mayor and Aldermen that this request be approved.

NOW THEREFORE, BE IT ORDAINED BY THE CITY OF LA VERGNE BOARD OF MAYOR AND ALDERMEN THAT:

SECTION 1. That the Zoning Ordinance be and is hereby amended by making certain changes to the Official Zoning Map for the City of La Vergne, by changing the property identified as Tax Map 32, Parcels 3.04 and 3.05 and Tax Map 29, Parcels 41.01 and 41.02 from a R-1 (Low Density Residential) Zoning District to a PDR (Planned Density Residential) Zoning District with a Base Zone of R-3. This property consists of approximately 76.55 acres and is owned by the Industrial Development Board of the City of La Vergne who authorized the submittal of application #ZR-2025-01 for the rezoning of this property, which is attached to and made a part of this ordinance as though copied herein.

SECTION 2. **BE IT FURTHER ORDAINED**, that the Codes and Planning Departments are hereby authorized and directed, upon approval of this Ordinance to cause the change to be made on the Official Zoning Map, as set out in Section 1 of this Ordinance, and to make notation thereon of reference to the date of passage and approval of this Ordinance.

SECTION 3. **BE IT FURTHER ORDAINED**, that this Ordinance take effect immediately after its passage and such change be published in a newspaper of general circulation, the welfare of the City of La Vergne requiring it.

LEGAL STATUS PROVISIONS

Approved and certified by the Planning Commission:

_____ _____
Chairman Date

Public Hearing Held: _____

Approved by the Mayor and Board of Aldermen: _____
1st Reading

_____ _____
Jason Cole, Mayor 2nd Reading

ATTEST:

_____
Bruce E. Richardson, City Recorder

Published in the Murfreesboro Post on _____.

City of La Vergne, Tennessee

5093 Murfreesboro Road, La Vergne, TN 37086 ♦ (615) 793-6295

REZONING REQUEST APPLICATION

For a Rezoning Request, the City of La Vergne **requires** the following:

1. Completion of this application. Please type or print the information in blue or black ink.
2. A map of the property. (See Zoning Ordinance for Specific Details.)
3. A label matrix with a list of Names **and** addresses of all adjacent property owners within 500 feet.
4. A legal description of the property, if available.
5. If the applicant is not the property owner, a letter from the property owner must be attached giving the applicant the authority to request rezoning.
6. A letter summarizing the project proposal, including the proposed usage of the land, reason for the rezoning request and justification for the rezoning request.
7. Payment of a Non-Refundable $300.00 application fee. (Checks should be made payable to "City of La Vergne")

Request No. ZR-2025-01 **Date Submitted:** 2/24/2025
(Assigned by the City Recorder)

SECTION 1 - Applicant Information (Any Correspondence from the City will be addressed to the applicant.)

☐ Property Owner ☒ Purchaser of Property ☐ Engineer ☐ Trustee
☐ Architect ☐ Other: _____

Name: Land Deleot Phone #: 615.948.6807

Business: Equitable Property Company, LLC E-Mail: Land@EquitableTN.com

Address: 3201 Trevor Street, Suite 200 Best Way to Contact: EMail / Phone
(Mail, E-Mail, Phone)

City: Nashville State: TN Zip: 37209

SECTION 2 - Property Information for the Rezoning Request

Tax Map	Parcel(s)	Current Zoning District	Requested Zoning District	# of Acres	Property Owner
032	003.04	Residential	PDR	14	Industrial Dev Board of City of La Vergne
029	041.01	Farm	PDR	25	Industrial Dev Board of City of La Vergne
032	041.02	Farm	PDR	18.96	Industrial Dev Board of City of La Vergne
032	003.05	Farm	PDR	25	Industrial Dev Board of City of La Vergne

*** Reason for Rezoning must be included on an attached sheet.

Project Name: Waldron and Blair (Project Name TBD)

Project Address: Waldron and Blair Road/Blair Road Extension La Vergne, TN

Existing Land Use: Low Density Residential (R-1)

Proposed Land Use: Planned Density Residential (PDR)

Total Acreage of Project / Rezoning: 76.55 Acres

The rezoning process takes approximately three to four months depending on when the application is received by the City. The request must go to the Planning Commission where it receives a recommendation to the Board of Mayor and Aldermen. The Board of Mayor and Aldermen must approve a Rezoning Ordinance on two readings and hold a public hearing before the rezoning request is considered approved.

Applicant's Signature: _____ **Date:** 2/24/2025

CITY OF LA VERGNE
PLAN REVIEW APPLICATION

For Staff Use Only
Project Name: _____ **Date:** _____ **Fee:** _____

Please submit Application Forms in person to the City of La Vergne Codes Building Front Desk/City Planner

Project Name: Waldron and Blair (Project name TBD)

Project Address: Waldron and Blair Road/Blair Road Extension La Vergne, TN

Land Use Existing: Low Density Residential (R-1) (Farm / Residential)

Land Use Proposed: Planned Density Residential (PDR)

Existing Zoning District Low Density Residential (R-1) (Farm / Residential)

Tax Map(s) & Parcel Number(s): 032 003.04; 029 041.01; 032 041.02; 032 003.05

Check one or more of the following:

X Concept Plan for Major Subdivision
_____ Preliminary Subdivision Plat for Major Subdivision
_____ Final Subdivision Plat for Minor Subdivision
_____ Final Subdivision Plat for Major Subdivision
_____ Final Subdivision Plat for Condominium

X Site Plan
_____ Variance*
_____ Special Exception*
_____ Road or alley abandonment

*These requests require an additional application form.

******NOTE: A letter explaining the proposal must accompany all requests.******

Environmental Constraints on Site?

1. Are there slopes of 12-20% or greater on site? Yes No
2. Is the development located in a local regulatory flood plain/zone? Yes No

Engineer/Designer (if applicable) Print Name Scott Dismukes

Address 2024 Lindell Ave, Nashville, TN Zip Code 37203

Daytime Phone 615.219.9558 Fax N/A E-mail: Scott@FirmaStudio.com

Attorney (if applicable) Print Name Matthew Noggle, Esq.

Address 4235 Hillsboro Pike, Suite 300 Zip Code 37215

Daytime Phone 615.810.0171 Fax N/A E-mail Matt@gardnertitle.com

Contact Person Print Name Land Deleot

Address 3201 Trevor Street, Suite 200 Zip Code 37209

Daytime Phone 615.948.6807 Fax N/A E-mail Land@EquitableTN.com

The undersigned has read the application associated with the above listed review request and is familiar with the information submitted herewith. It is agreed and understood that the undersigned will be held responsible for its accuracy. The undersigned warrants their authority to bind the owner and to subject the property to restrictions and conditions that may be attached to the proposed development.

Applicant (if other than owner)

Print Name Land Deleot Signature

Address 3201 Trevor Street, Suite 200 Zip Code 37209

Daytime Phone 615.948.6807

Owner(s)

Print Name Graeme Coates, IBD Signature

Address 5175 Murfreesboro Road Zip Code 37086

Daytime Phone 615.400.1072

Print Name _____ Signature _____

Address _____ Zip Code _____

Daytime Phone _____

Certification Statement

I hereby certify that Graeme Coates is the owner of the property located at 032 003.04; 041.01; 041.02; 003.05 which is the subject of this application, and that I, Graeme Coates, in my capacity as The Industrial Dev Board of City of La Vergne am authorized to sign this application on behalf of the owner.

I understand that knowingly providing false information on this Application may result in any action taken heron being declared null and void. I further understand that pursuant to TCA 39-16-301 et seq., knowingly making a material false statement, or otherwise providing false information with the intent to mislead a public servant in the performance of his duty is punishable as a Class B misdemeanor.

Signature

2/24/2025
Date

Graeme Coates, IBD Representative
Printed Name and Title

Note: A Certification Statement must be submitted with an application form requiring the owner's signature if the owner of the subject property is a corporation, limited liability company, partnership, association, trustee, etc., or if someone other than the owner signs the application. All Certification Statements **must** be notarized.

Notary Signature

2/25/2025
Date

RAYNIQUE CRAWFORD
STATE OF TENNESSEE NOTARY PUBLIC
DAVIDSON COUNTY
My Commission Expires Nov. 2, 2026

City of La Vergne Planning Department
5175 Murfreesboro Road
La Vergne, TN 37086
Phone: 615-287-8702 Fax: 615-213-8692

SOUTH WALDRON ROAD MIXED USE DEVELOPMENT

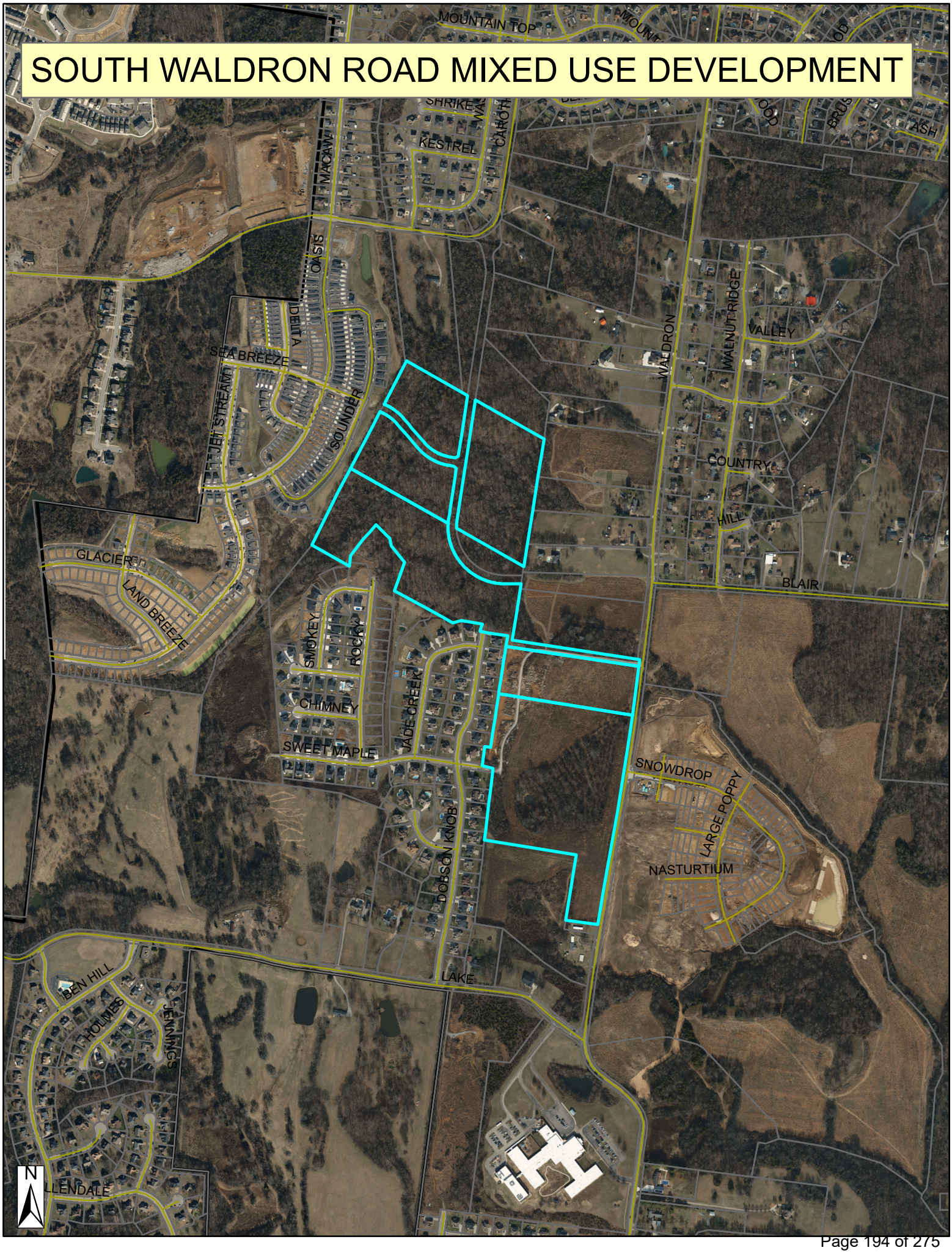

SOUTH WALDRON ROAD MIXED USE DEVELOPMENT

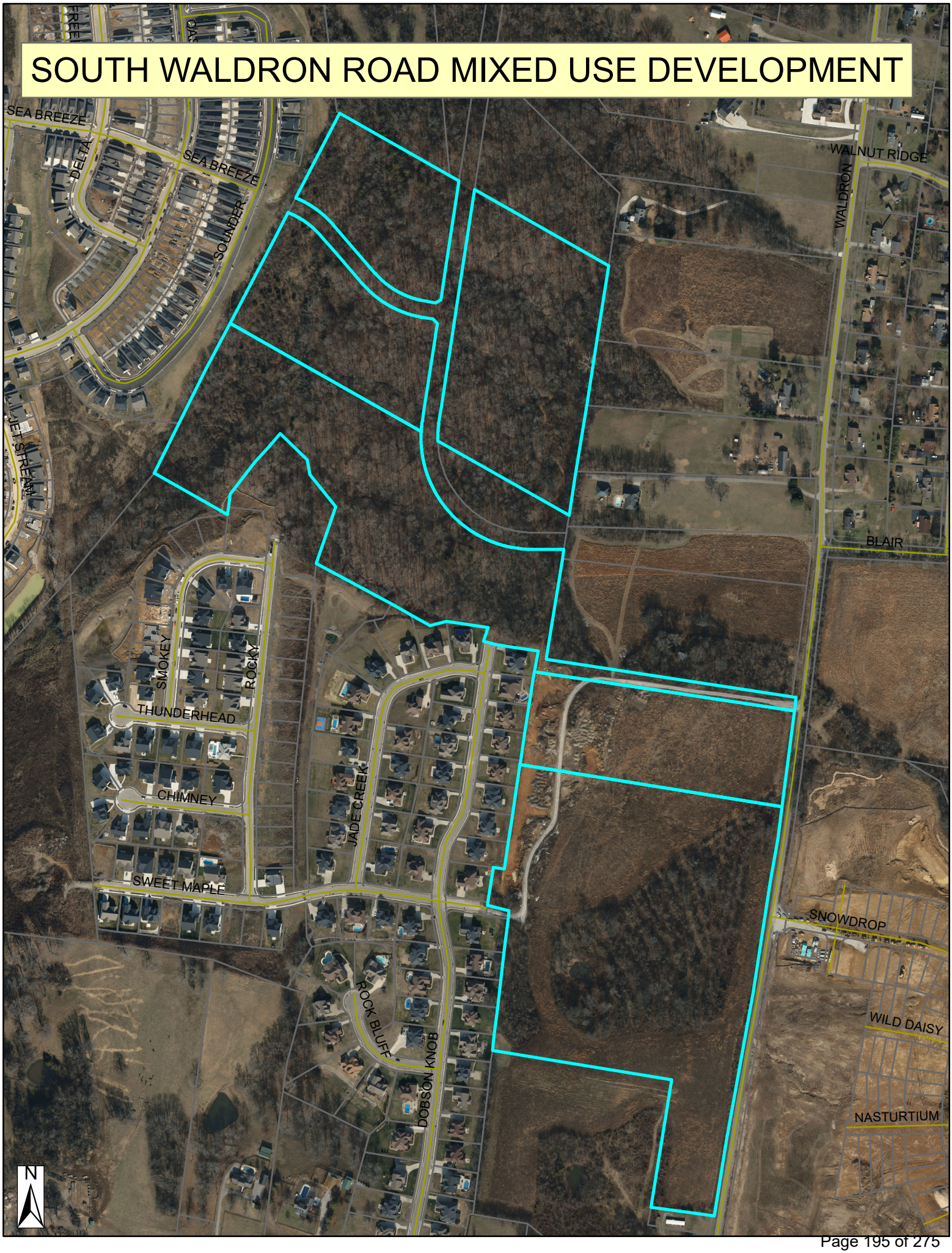

SOUTH WALDRON ROAD MIXED USE DEVELOPMENT

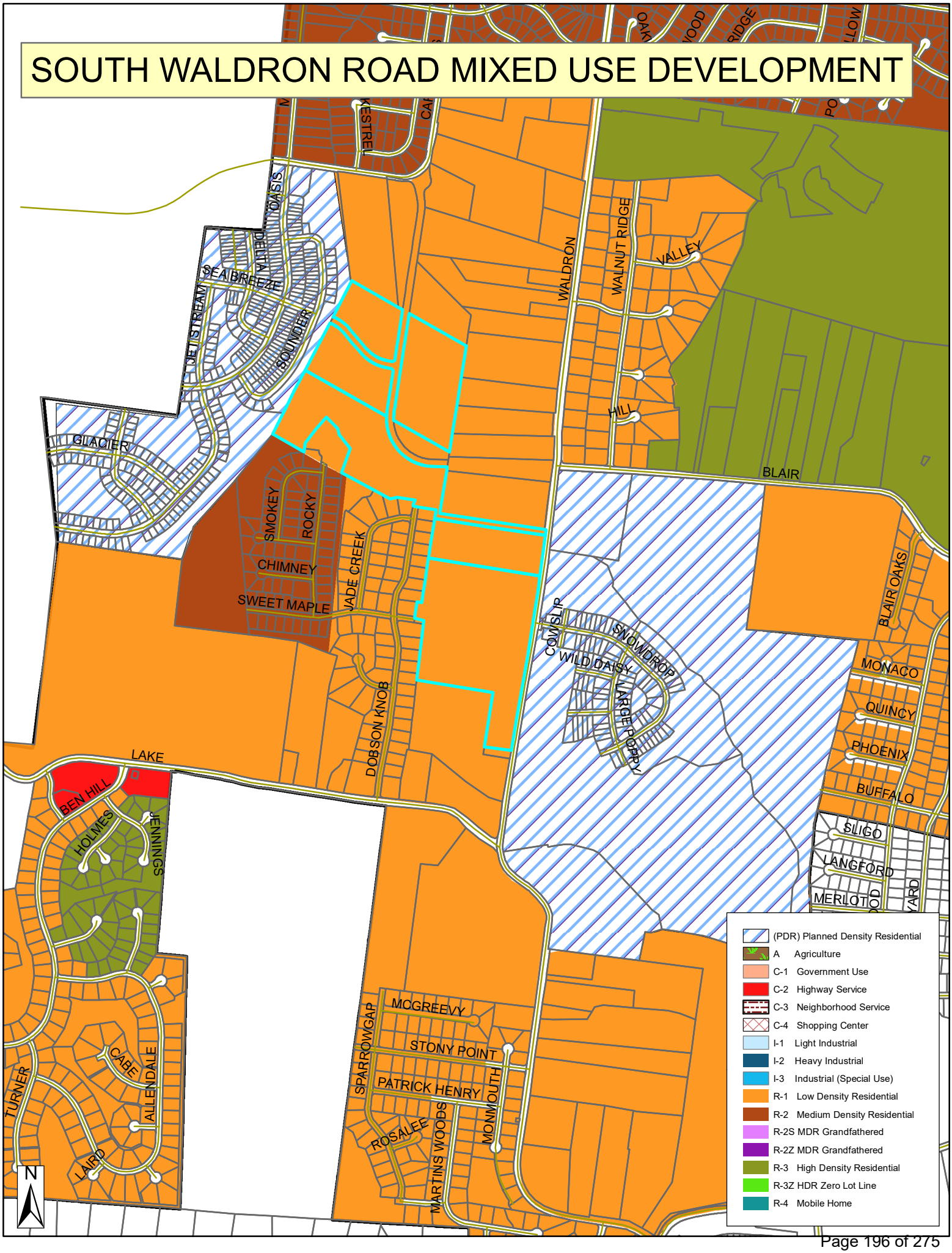

EQUITABLE
PROPERTY COMPANY

Custom
Real Estate
Solutions

February 24, 2025

Mr Bo Logan VIA EMAIL: blogan@lavergnetn.gov
Planning Director

City of La Vergne

Re: PDR LETTER REQUEST ROCK SPRINGS CROSSING

Dear Mr. Logan:

In lock step with the City of La Vergne and The Industrial Board of the City of La Vergne, and in collaboration with Kiser Vogrin Design, Firma Design, and Consortium, LLC (collective architects and landscape architects), Equitable Property Company has designed +/-80 acre mix use development in accordance with world class design principles. The development will incorporate retail, office single family, townhomes, and multi-family as well as parks and public art in cohesive and curated community setting.

Imagine a destination where the city's residence can come together to live, work, and play. A micro community supporting the community at large. A destination so unique that it draws people from Rutherford, Davidson, and Williamson county to sit down for dinner, shop for groceries, celebrate, recreate, live, and be entertained. A mixed use development that is curated from tenant mix and design, to public art, and incorporating the best fundamentals of new urbanist planning from its inception.

The development will require $250 Million in estimated construction costs leading to future increased property taxes. Future sales tax revenue and $350 Million of future economic development estimated by Yonger and Associates. This development will help to fund the schools and city services of today and the future.

We look forward to embarking on a journey with the City of La Vergne and the community to implement the vision in the attached PDR book.

Thank you for the consideration.

Sincerely,

Land Deleot
President
Equitable Property Company, LLC

SOUTH WALDRON ROAD MIXED USE DEVELOPMENT

CITY OF LA VERGNE, TN

A REQUEST FOR REZONING FROM LOW DENSITY RESIDENTIAL (R-1) TO PLANNED DENSITY RESIDENTIAL (PDR) with (R-3) Base Zone





TABLE OF CONTENTS

PROJECT VISION 3
DEVELOPMENT VISION 4
NORTHERN PARCEL | ENLARGED SITE PLAN 5
SOUTHERN PARCEL | ENLARGED SITE PLAN 8
OPEN SPACE 10
RESIDENTIAL BUFFER ZONE 11
BUILDING TYPOLOGY - COMMERCIAL / MIXED USE 12
BUILDING TYPOLOGY - AMENITY AREAS 13
BUILDING TYPOLOGY - RESIDENTIAL 14
BUILDING TYPOLOGY - MEDICAL OFFICE AND FIRE HALL 15
PEDESTRIAN 16
VEHICULAR STREET ACCESS 17
ECONOMIC IMPACT 18
DEVELOPMENT INVESTMENT 19
POTENTIAL MERCHANDISING PLAN 20
R.O.W DEDICATION 25
DEVELOPMENT STANDARDS 26
ARCHITECTURAL STANDARDS 27
ARCHITECTURAL STANDARDS 28
ARCHITECTURAL STANDARDS 29
ARCHITECTURAL STANDARDS 30
SUBDIVISION DEVELOPMENT AND AREA DEMOGRAPHICS 31
EXISTING SUBDIVISION 32
EXISTING ZONING 33
SITE UTILITIES 34
SITE TOPOGRAPHY | 10 FT CONTOURS 35
SITE TOPOGRAPHY | 5 FT CONTOURS 36
STORM DETENTION CALCULATIONS 37
100 YEAR FLOOD PLAIN 38
DEVELOPMENT TRAFFIC STUDY 39
SITE SURVEY 40
PLANT PALETTE 42

PROJECT TEAM

LAND DELEOT
DEVELOPER

EQUITABLE PROPERTY COMPANY
3201 Trevor St
Suite 200
Nashville, TN 37209
land@equitableTN.com
615.948.6807

SCOTT DISMUKES
PLANNER +
LANDSCAPE ARCHITECT

PAUL BASS
PLANNING +
ARCHITECTURE

firma Studio
507 Hagan Street
Nashville, TN 37203
scott@firmastudio.com
610.316.2813

CONSTORTIUM
1104 W Main Street
Franklin, TN 37064
PaulB@consorti4.com
615.570.2780

JAY FULMER
CIVIL ENGINEER

FULMER LUCAS
2002 Richard Jones Road
Suite B200
Nashville, TN 37215
jay@fulmerlucas.com
615.345.3771

EPco

PROJECT VISION

The proposed South Waldron Mixed-Use Development encompasses approximately 76.55 acres and is designed to establish a vibrant, integrated community that harmonizes residential, commercial, and recreational elements. The master-planned development will feature a balanced mix of housing, retail, and open spaces, fostering pedestrian connectivity and long-term growth potential. This project is positioned to become a key destination for living, working, shopping, and leisure, attracting both local and national interest.

Rezoning Request & Site Plan

The subject property is strategically located along Waldron Road, with direct integration into the planned Blair Road Extension. To accommodate the proposed development, we seek rezoning from Low-Density Residential (R-1) to PDR with R-3 as basis zone to support a diverse range of residential and commercial uses.

Approximately 4 acres will be allocated for road infrastructure improvements, ensuring enhanced connectivity with the city's broader transportation network.

Residential Component

This private development shall include a mix of single family, multi-family, and townhomes offering gated or access control community.

- Single-Family Homes – 16 lots featuring masonry facades and two-car garages to maintain a high-quality streetscape.
- Townhomes – 36 units with fifty percent masonry exteriors and options for front-entry or alley-loaded garages, ensuring architectural consistency.
- Multifamily Residences – The residential and pedestrian-friendly section will feature 336 units within three- to four-story buildings, offering a mix of on-street, surface, garage, and carport parking for resident convenience. Additionally, the commercial and mixed-use portion of the development will include 242 additional units, integrating residential living with retail and office spaces for a dynamic, walkable community.

All residential units will feature foundation landscaping and sod in the primary and secondary front yards, while strategically placed street lighting will enhance both aesthetics and public safety.

Town Center & Retail Spaces

At the heart of the development, the Town Center will serve as a pedestrian-friendly hub, integrating retail, dining, and community gathering spaces.

- Retail / Office – 164,782 square feet of scale retail space, strategically positioned on out parcels and along the central median to maximize visibility and accessibility. Pursuant to Section 5.052.6, we are requesting an exception to the 3,000-square-foot limit on individual retail spaces. Based on current market demand, projected tenant needs, and leasing interest, retail tenant spaces will exceed 3,000 square feet. Granting this exception will ensure alignment with market conditions and support the economic viability and long-term success of the development.
- Grocery Store – A ±49,224 square-foot grocery store to serve both residents and the surrounding community.
- Sidewalk & Trail Connectivity – Pedestrian access will be prioritized through an interconnected network of walkways and mulched walking trails, seamlessly linking retail, dining, and residential areas.
- Vibrant Streetscape – Designed to promote foot traffic, featuring dining terraces and retail frontages, fostering an active and engaging environment for both residents and visitors. Amenities & Open Spaces

Approximately 25% of the total site is dedicated to open space, ensuring a high quality of life for residents and visitors. These areas will include:

- Pocket Parks & Village Greens – Strategically distributed throughout the development to provide accessible green spaces.
- Amenity Center – A central clubhouse with a pool, sun deck, playgrounds, and fire pits, fostering a sense of community.
- Trail System – Designed to complement natural tributaries, providing scenic walking and biking opportunities while ensuring connectivity across the development.
- Creek - Restoration of the creek creating natural buffer areas throughout the site.

Community Oversight & Maintenance

In this private community, Residential and Commercial Homeowners Association (HOA) will be established to oversee the following:

- Common area maintenance
- Primary entrance aesthetics and upkeep
- Signage regulations to maintain cohesive branding and architectural consistency
- Bylaws and Restrictive Covenants have been submitted for review to the City of La Vergne (March 31, 2025).

This rezoning request is critical to achieving the envisioned mixed-use development, which will increase housing diversity, enhance economic vitality, and strengthen the community's overall infrastructure.

OVERALL SITE PLAN

DEVELOPMENT VISION

South Waldron Site represents versatile commercial properties designed to serve a wide range of business needs and community services providing convenience and connectivity. With thoughtfully planned infrastructure, ample parking, and enhanced landscaping, the site is ideal for businesses seeking a dynamic location with easy access and sustainable design with the goal to provide a well-integrated and sustainable environment for businesses to thrive.

- Diverse Business Potential: Approved uses include retail, food and beverage, professional services, animal care, daycare, medical services, and more.
- Strategic Accessibility: Located along Waldron and Blair Roads, featuring pedestrian and vehicular connections for easy access.
- Sustainable & Aesthetic Design: Includes foundation planting, architectural details, and landscaping that enhance property value and appeal.
- Functional & Safe Spaces: Compliance with safety standards, solid waste management, and the latest in stormwater systems.
- Modern Signage and Lighting: Exterior illumination aligned with La Vergne's zoning standards and lighting ordinance.
- Building Design: Up to 4 stories with architectural enhancements such as base differentiation and main entry articulation.
- Landscaping & Screening: Landscape screening for parking, perimeter edge screening, and foundation planting around buildings.
- Parking & Accessibility: Setbacks of 10 feet from rights-of-way, shared parking options, and connectivity with nearby roads.
- Waste & Utilities Management: Private solid waste collection, screened equipment, and shared drainage and parking maintenance by an owners' association where applicable.
- Community Safety: Donation of land for a new fire department, an essential resource for La Vergne. The new fire station will serve the growing community's needs. Located within close proximity to both residential and commercial zones, this new facility will bolster emergency response capabilities, benefiting residents, businesses, and surrounding neighborhoods alike.

site perspective - nw quadrant - looking northwest

site perspective - overall masterplan looking southeast

ARCHITECTURE | PLANNING
CONSORTIUM
110N WEST MAIN STREET | FRANKLIN, TN 37064 | IMPROVE INNOVATE INSPIRE
www.consort14.com | office | 615.570.2790

client:
Custom Real Estate Solutions
EQUITABLE PROPERTY COMPANY

project:
south waldron mixed-use development
conceptual site masterplan
920 waldron road | la vergne, tennessee 37086

revisions

date: 04.20.2025
project no.: c25010.00

conceptual site masterplan - northwest quadrant

a002

This drawing and the design shown is the property of the Architect. The reproduction, copying, or use of this drawing without written permission is prohibited and any infringement will be subject to legal action.

NORTHERN PARCEL | ENLARGED SITE PLAN

typical townhouse unit
- (38) total units
- 3 bedroom w/ garage &
- rear loaded guest parking
- 2,658 sq. ft. heated area

building style 'a'
- plan south building elevation

building style 'a'
- perspective looking northeast

building style 'b'
- plan south building elevation

building style 'b'
- perspective looking northeast

building style 'c'
- plan east building elevation

building style 'c'
- perspective looking southwest

building style 'd'
- plan west building elevation

building style 'd'
- perspective looking south

central amenity center
- street side elevation

central amenity center
- view looking plan south

central amenity center
- view looking plan southeast

NORTHERN PARCEL | ENLARGED SITE PLAN

ARCHITECTURE | PLANNING
CONSORTIUM
1104 WEST MAIN STREET | FRANKLIN, TN 37064
WWW.CONSORT14.COM | office | 615.570.2780
IMPROVE
INFORM
INNOVATE
INSPIRE

client:
Custom Real Estate Solutions
EQUITABLE PROPERTY COMPANY

project:
south waldron mixed-use development
conceptual site master plan
900 waldron road | | la vergne, tennessee 37086

revisions

date: 04.03.2025
project no.: c25010.00

northwest - building imagery

a003

This drawing and the design shown is the property of the Architect. The reproduction, copying, or use of this drawing without their written consent is prohibited and any infringement will be subject to legal action.

NORTHERN PARCEL | UNIT COUNT

Multi Family

Gross SF	820.00	1,135.00	1,460.00	
Net SF	738.00	1,040.00	1,340.00	

Phase Two-Multi Family	One Bedroom	Two Bedroom	Three Bedroom	Total
Building #1	12.00	12.00	0.00	24.00
Building #2	24.00	0.00	0.00	24.00
Building #3	12.00	12.00	0.00	24.00
Building #4	12.00	12.00	0.00	24.00
Building #5	0.00	24.00	0.00	24.00
Building #6	24.00	0.00	0.00	24.00
Building #7	12.00	12.00	0.00	24.00
Subtotals	96.00	72.00	0.00	168.00
Unit Mix	57.14%	42.86%	0.00%	100.00%
Total Gross SF	78,720.00	81,720.00	0.00	160,440.00
Total Net SF	70,848.00	74,880.00	0.00	145,728.00

Phase One-Multi Family	One Bedroom	Two Bedroom	Three Bedroom	Total
Building #8	12.00	12.00	0.00	24.00
Building #9	0.00	24.00	0.00	24.00
Building #10	12.00	12.00	0.00	24.00
Building #11	24.00	0.00	0.00	24.00
Building #12	0.00	12.00	12.00	24.00
Building #13	12.00	12.00	0.00	24.00
Building #14	24.00	0.00	0.00	24.00
Subtotals	84.00	72.00	12.00	168.00
Unit Mix	50.00%	42.86%	7.14%	100.00%
Total Gross SF	68,880.00	81,720.00	17,520.00	168,120.00
Total Net SF	61,992.00	74,880.00	16,080.00	152,952.00

Total Phases-Multi Family	One Bedroom	Two Bedroom	Three Bedroom	Total	
Total Units	180.00	144.00	12.00	336.00	
Overall Unit Mix	53.57%	42.86%	3.57%	100.00%	Average Unit SF
Total Gross SF	147,600.00	163,440.00	17,520.00	328,560.00	977.86
Total Net SF	132,840.00	149,760.00	16,080.00	298,680.00	

Townhomes

Quantity	38.00
Conditioned Space	2,658.00
Garage Area	480.00
TH Gross SF	3,138.00
Total Gross SF	119,244.00

Single Family

Quantity	16.00
Conditioned Space	2,920.00
Garage Area	480.00
SF Avg SF	3,400.00
Total Gross SF	54,400.00

Miscellaneous

Fire Station	6,000.00
Amenity Center	5,416.00
Total Gross SF	11,416.00

Residential Scope	Gross SF
Single Family	54,400.00
Northern Townhomes	119,244.00
Northern Multifamily	328,560.00
Southern Multifamily	249,444.00
Total Residential	697,248.00

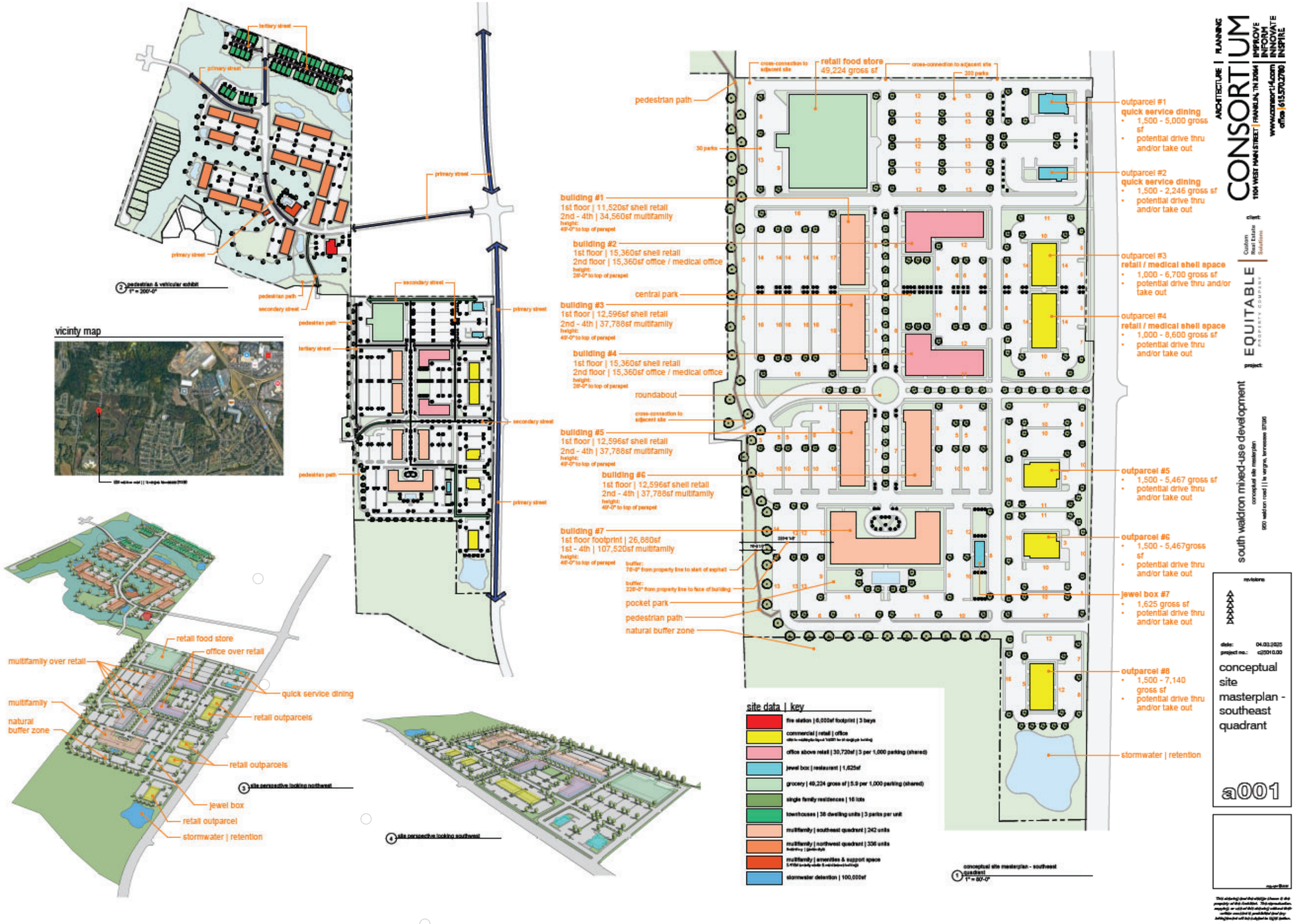

SOUTHERN PARCEL | ENLARGED SITE PLAN

SOUTHERN PARCEL | UNIT COUNT

Multi Family Unit Mix

Unit Type	% Mix	Unit Count	Net Rentable	Total Net Rentable	Parking Ratio	Estimated Parking
Studio	10.00%	24.20	610.00	14,762.00	1.00	**24.20**
One Bedroom	45.00%	108.90	720.00	78,408.00	1.00	**108.90**
Two Bedroom	35.00%	84.70	920.00	77,924.00	1.50	**127.05**
Three Bedroom	10.00%	24.20	1,100.00	26,620.00	2.00	**48.40**
	100.00%	**242.00**		**197,714.00**		**308.55**

Gross SF Factor	**1.25**
Project Gross SF	**247,142.50**
Projected Unit Count	**242.00**

Mixed Use Summary

Level	Building 1	Building 2	Building 3	Building 4	Building 5	Building 6	Building 7	
1st Floor							26,880.00	
2nd Floor	11,520.00	0.00	12,596.00	0.00	12,596.00	12,596.00	26,880.00	
3rd Floor	11,520.00	0.00	12,596.00	0.00	12,596.00	12,596.00	26,880.00	
4th Floor	11,520.00	0.00	12,596.00	0.00	12,596.00	12,596.00	20,880.00	
Total Multi Family	**34,560.00**	**0.00**	**37,788.00**	**0.00**	**37,788.00**	**37,788.00**	**101,520.00**	**249,444.00**

Level	Building 1	Building 2	Building 3	Building 4	Building 5	Building 6	Building 7	
1st Floor Retail	11,520.00	15,360.00	12,596.00	15,360.00	12,596.00	12,596.00	0.00	**80,028.00**
2nd Floor Office	0.00	15,360.00	0.00	15,360.00	0.00	0.00	0.00	**30,720.00**
1st Floor Amenity	0.00	0.00	0.00	0.00	0.00	0.00	6,000.00	**6,000.00**
Total Retail	**11,520.00**	**30,720.00**	**12,596.00**	**30,720.00**	**12,596.00**	**12,596.00**	**6,000.00**	**116,748.00**

Retail Park Factor	**4.00**	**Per 1,000 SF**
1st Floor Retail Parks	**320.11**	

Total Parks for Bldg 1 - 7	**628.66**
Provided Parks for Bldg 1- 7	**737.00**

Outparcel Information	Outparcel #1	Outparcel #2	Outparcel #3	Outparcel #4	Outparcel #5	Outparcel #6	Jewel Box #7	Outparcel #8	Grocery	Total SF
Planned Use	Full-Service	FF | Coffee	Retail	**Retail**	Retail	Retail	Retail	Retail	Retail	
Gross SF	**5,000.00**	**2,246.00**	**6,700.00**	**8,600.00**	**5,467.00**	**5,467.00**	**1,625.00**	**7,140.00**	**49,224.00**	**91,469.00**

Retail Total	**208,217.00**
Retail | Outparcel	91,469.00
Retail | Inboard	80,028.00
Office | 2nd Flr above Retail	30,720.00
Amenity	6,000.00

		Unit Count	Gross SF/Unit	Efficiency Factor	Avg. Net Rentable
Multifamily Total	**249,444.00**	**242.00**	**1,030.76**	**0.82**	**845.22**

OPEN SPACE

The South Waldron Mixed Use Site will transform over 25% of its area into thoughtfully designed open space, fostering a welcoming environment for residents and visitors alike. This extensive open space will include a mix of pocket parks, communal green areas, village greens, and natural buffers around existing tributaries. Recreational trails will wind through these green spaces, connecting the community with preserved natural stream buffers and enhancing accessibility to outdoor areas.

Central to the development, the Amenity Center will serve as a community hub, providing a variety of recreational and social amenities. Residents will enjoy a community clubhouse and cabana, a large pool with a sun deck, playgrounds, outdoor fire pits, and convenient access to a comprehensive walking trail network that spans the community. This center will offer ample outdoor seating areas, providing spaces for relaxation and community gatherings, as well as a dedicated playground for children.

In the heart of the mixed-use town center, a pedestrian-friendly network of sidewalks and trails will link the central village green with other community features. Retail jewel boxes, positioned along a central median, will create a dynamic retail experience, while pedestrian zones and robust streetscapes dotted with retail outlets and dining terraces will enrich the community's social scene. This interconnected design will encourage foot traffic, promoting a vibrant, accessible town center where residents can shop, dine, and enjoy outdoor areas in a cohesive, lively environment.

OPEN SPACE EXHIBIT



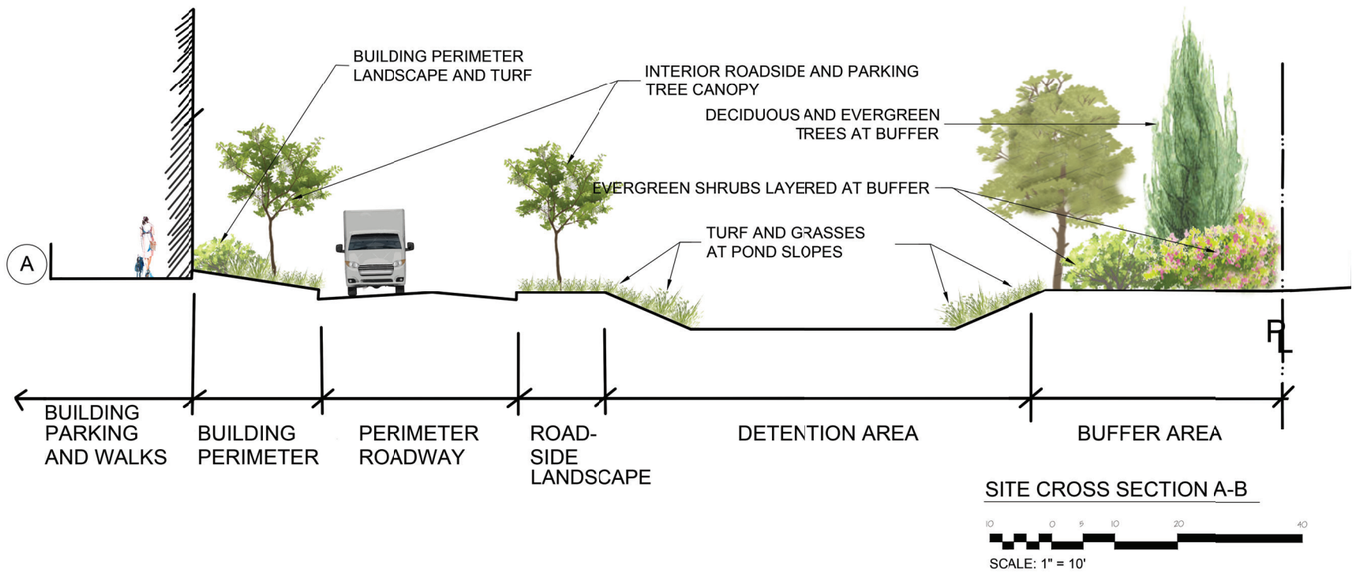

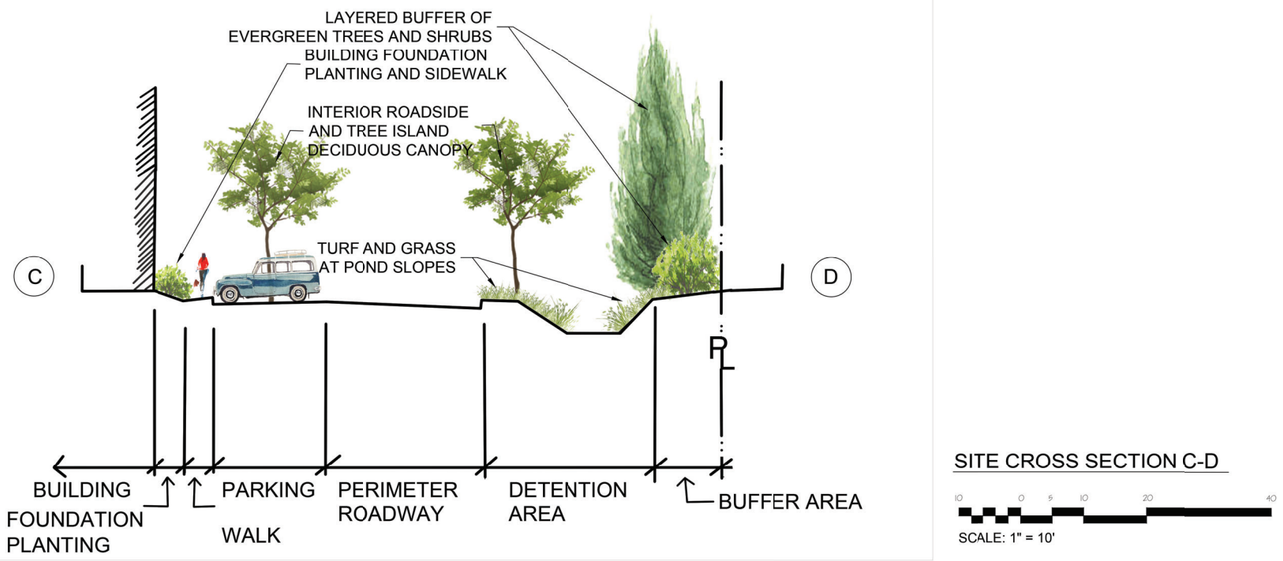

RESIDENTIAL BUFFER ZONE EXHIBIT

RESIDENTIAL BUFFER ZONE

The South Waldron Mixed Use Site plans include the integration of buffers for residential, commercial, and recreational spaces, promoting walkability, reducing commute times, and fostering community engagement. A critical component to ensure seamless transition between different land uses while minimizing potential conflicts.

Buffer zone will serve multiple functions:

- Mitigating Land Use Conflicts: Reduces noise, visual, and operational disruptions between residential, commercial, and industrial areas.
- Enhancing Aesthetic Appeal: Provides green spaces, tree lines, and landscape features that contribute to the overall ambiance of the development.
- Environmental Protection: Manages stormwater, reduces heat islands, and preserves natural habitats.
- Improving Community Livability: Creates a pleasant environment for pedestrians and residents by integrating parks, trails, and open spaces.

Implementation Strategies

- Master Planning Integration: Incorporating buffers early in the site design ensures cohesive land use transitions.
- Zoning and Density Adjustments: Using buffer zones to balance development intensity while meeting regulatory requirements.
- Community Engagement: Gathering input from stakeholders to align buffer features with community expectations.
- Sustainability Initiatives: Implementing green infrastructure (rain gardens, bioswales) to enhance ecological benefits.
- 35 Foot transistional buffers meeting all requirements of a Transitional Screening 2 per the Zoning Ordinance Section 3.130
- 50 Foot transistional buffers meeting all requirements of a Transitional Screening 3 per the Zoning Ordinance Section 3.130

Buffer zones are essential components mixed-use developments, providing functional, environmental, and aesthetic benefits. Proper planning and implementation of buffers will contribute to the long-term success and desirability of the development by fostering a balanced and harmonious environment.

BUILDING TYPOLOGY

COMMERCIAL / MIXED USE DISTRICT

BUILDING TYPOLOGY

AMENITY AREAS VISION IMAGERY

BUILDING TYPOLOGY

RESIDENTIAL VISION IMAGERY



BUILDING TYPOLOGY

MEDICAL, OFFICE, AND FIRE HALL VISION IMAGERY

PEDESTRIAN | STREET ACCESS

PEDESTRIAN-FOCUSED VISION

The master plan for La Vergne places a strong emphasis on pedestrian sidewalks and access to a network of trails, creating a community where walkability and connectivity are central. Sidewalks throughout the development will be wide, well-lit, and landscaped, offering a comfortable and safe environment for walking, jogging, and biking. These pathways will connect key areas within the site, including residential zones, retail spaces, and public amenities, ensuring that all destinations within the community are easily accessible on foot.

To further enhance connectivity, the plan integrates access points to multiple trails that wind through and around the site. These trails will link green spaces, pocket parks, and natural areas, providing scenic routes for recreation and relaxation. Along these trails, residents will find benches, shaded rest areas, and viewpoints that allow them to take in the area's natural beauty, promoting both active lifestyles and community engagement.

The interconnected sidewalk and trail system will also connect to La Vergne's broader pedestrian and bike network, allowing easy access to surrounding neighborhoods, schools, and community centers. This design not only supports sustainability by reducing the need for car travel but also creates an inviting pedestrian experience that encourages residents and visitors to explore the area, fostering a vibrant, active community atmosphere.



KEY

- PRIMARY STREET
- SECONDARY STREET
- TERTIARY STREET

PEDESTRIAN | STREET ACCESS

VEHICULAR STREET ACCESS

The South Waldron Mixed Use Site has been strategically designed to integrate seamlessly with existing and planned infrastructure, promoting strong vehicular connectivity and accommodating anticipated traffic demands on key thoroughfares. The site will benefit from access to both the current and proposed improvements on Waldron Road and the future Blair Road Extension. To support traffic flow, the design incorporates primary, secondary, and tertiary street patterns within the development.

With the increased traffic expected from the South Waldron development, both Waldron Road and Blair Road are poised for enhancements by the City of La Vergne. Waldron Road is set to become a 3-lane roadway through realignment, with potential expansion to 5 lanes in the future, ensuring capacity for projected vehicular demands. Blair Road improvements include widening to 3 lanes, along with the installation of a traffic signal at the Waldron Road intersection. Additionally, Lake Road will be realigned to intersect with Waldron Road, facilitating smoother transitions and access points.

The South Waldron Mixed Use Site will feature four residential access points and include five commercial entrances onto Waldron and Blair Roads, equipped with designated travel lanes for efficient ingress and egress. An internal street network will promote connectivity within the development, as well as link to the surrounding roadways, providing accessible routes throughout.

All infrastructure will meet City of La Vergne Standards, with any deviations requiring approval from the City Engineer, ensuring that the development aligns with local regulations and supports community growth effectively.

EPco

ECONOMIC IMPACT OVERVIEW

One-Time Impact from Construction

	Economic Impact	Direct/ Indirect Jobs	Wages	Indirect Local Sales Tax	Direct Local Sales Tax	Local Other Taxes	Indirect Property Tax	Direct Property Tax	Total Local Taxes & Fees
Construction	**$ 570,174,180**	**2,258**	**$ 138,338,771**	**$ 2,233,134**	**$ 3,707,463**	**$ 355,068**	**N/A**	**N/A**	**$ 6,295,665**

Annual Impact from Operations - At Full Operation

Development Type	Economic Impact	Direct/ Indirect Jobs	Wages (Direct & Indirect)	Indirect Local Sales Tax	Direct Local Sales Tax	Local Other/Hotel Taxes	Indirect Property Tax	Annual Average Direct Property Tax (City/County Debt Service & Fees)	Total Local Taxes & Fees
Privately-Owned Residential	$ 322,007	2	$ 119,743	$ 1,933	N/A	$ 306	$ 2,580	$ 116,528	$ 121,347
Multi-Family Residential	$ 7,444,382	30	$ 1,871,644	$ 30,213	N/A	$ 4,804	$ 39,812	$ 894,566	$ 969,395
Hotel	$ 7,463,960	38	$ 1,162,218	$ 18,761	$ 120,780	$ 332,383	$ 49,868	All Commercial and Land Included in Total Above	$ 521,792
Retail	$ 234,214,657	1,478	$ 47,960,274	$ 774,199	$ 3,449,916	$ 123,098	$ 1,951,599		$ 6,298,812
Commercial Office	$ 27,358,650	140	$ 8,469,970	$ 136,726	N/A	$ 21,740	$ 184,723		$ 343,189
Medical Office	$ 18,225,180	79	$ 5,398,817	$ 87,150	N/A	$ 13,857	$ 104,368		$ 205,375
Total	**$ 295,028,837**	**1,767**	**$ 64,982,666**	**$ 1,048,982**	**$ 3,570,696**	**$ 496,187**	**$ 2,332,951**	**$ 1,011,094**	**$ 8,459,911**

20-Year Impact from Operations Plus One-Time Construction of Development

Development Type	Economic Impact	Direct/ Indirect Jobs	Wages (Direct & Indirect)	Indirect Local Sales Tax	Direct Local Sales Tax	Local Other/Hotel Taxes	Indirect Property Tax	Direct Property Tax (City/County Debt Service and Fees)	Total Local Taxes & Fees
Privately-Owned Residential	$ 6,440,148	2	$ 2,394,852	$ 38,653	N/A	$ 6,121	$ 51,600	$ 2,330,566	$ 2,426,941
Multi-Family Residential	$ 148,887,648	30	$ 37,432,873	$ 604,260	N/A	$ 96,077	$ 796,249	$ 17,891,318	$ 19,387,905
Hotel	$ 138,083,260	38	$ 21,501,028	$ 347,080	$ 2,234,430	$ 6,149,086	$ 922,558	All Commercial and Land Included in Total Above	$ 9,653,155
Retail	$4,607,002,309	1,478	$ 943,378,598	$15,228,489	$67,859,853	$ 2,421,330	$ 38,387,961		$ 123,897,633
Commercial Office	$ 519,814,350	140	$ 160,929,430	$ 2,597,803	N/A	$ 413,051	$ 3,509,743		$ 6,520,597
Medical Office	$ 346,278,420	79	$ 102,577,525	$ 1,655,858	N/A	$ 263,281	$ 1,982,993		$ 3,902,132
Construction	$ 570,174,180	Transient	$ 138,338,771	$ 2,233,134	N/A	$ 355,068	N/A	N/A	$ 6,295,665
Total	**$6,336,680,315**	**1,767**	**$ 1,406,553,077**	**$22,705,277**	**$70,094,283**	**$ 9,704,014**	**$ 45,651,105**	**$ 20,221,884**	**$ 172,084,027**

Benefit/Cost Ratio: *(Ratio of Taxes Designated to TIF to Local Taxes Generated From Construction and Operations, as well as Taxes Designated for Debt Service and Admin Fees.)*

Rutherford County and City of LaVergne Tax Summary

Real Property

Year	Net New Tax on Incremental Assessed Value	Total Tax Designated for Debt Service	Total Admin Fee	Total Designated to TIF	Total Remaining Taxes After All Designations
Year 1 - 2026	$ 1,779,298	$ 366,592	$ 14,127	$ 1,059,529	$ 339,049
Year 2 - 2027	$ 2,237,384	$ 461,954	$ 17,754	$ 1,331,572	$ 426,103
Year 3 - 2028	$ 2,462,778	$ 507,411	$ 19,554	$ 1,466,526	$ 469,288
Year 4 - 2029	$ 2,462,778	$ 507,411	$ 19,554	$ 1,466,526	$ 469,288
Year 5 - 2030	$ 2,326,879	$ 480,432	$ 18,464	$ 1,384,835	$ 443,147
Year 6 - 2031	$ 2,419,954	$ 499,650	$ 19,203	$ 1,440,229	$ 460,873
Year 7 - 2032	$ 2,419,954	$ 499,650	$ 19,203	$ 1,440,229	$ 460,873
Year 8 - 2033	$ 2,419,954	$ 499,650	$ 19,203	$ 1,440,229	$ 460,873
Year 9 - 2034	$ 2,516,753	$ 519,636	$ 19,971	$ 1,497,838	$ 479,308
Year 10 - 2035	$ 2,516,753	$ 519,636	$ 19,971	$ 1,497,838	$ 479,308
Year 11 - 2036	$ 2,516,753	$ 519,636	$ 19,971	$ 1,497,838	$ 479,308
Year 12 - 2037	$ 2,516,753	$ 519,636	$ 19,971	$ 1,497,838	$ 479,308
Year 13 - 2038	$ 2,617,423	$ 540,421	$ 20,770	$ 1,557,751	$ 498,480
Year 14 - 2039	$ 2,617,423	$ 540,421	$ 20,770	$ 1,557,751	$ 498,480
Year 15 - 2040	$ 2,617,423	$ 540,421	$ 20,770	$ 1,557,751	$ 498,480
Year 16 - 2041	$ 2,617,423	$ 540,421	$ 20,770	$ 1,557,751	$ 498,480
Year 17 - 2042	$ 2,722,120	$ 562,038	$ 21,601	$ 1,620,061	$ 518,420
Year 18 - 2043	$ 2,722,120	$ 562,038	$ 21,601	$ 1,620,061	$ 518,420
Year 19 - 2044	$ 2,722,120	$ 562,038	$ 21,601	$ 1,620,061	$ 518,420
Year 20 - 2045	$ 2,722,120	$ 562,038	$ 21,601	$ 1,620,061	$ 518,420
Total	**$ 49,954,160**	**$ 10,311,126**	**$ 396,430**	**$ 29,732,276**	**$ 9,514,328**
			Net Present Value**	**$ 16,637,893**	

** Bold indicates reappraisal year where a 4% increase in value is assumed.*

***Discount Rate of NPV Calculation is 6%*

EPco

DEVELOPMENT INVESTMENT

COST IMPACT DISTRIBUTION

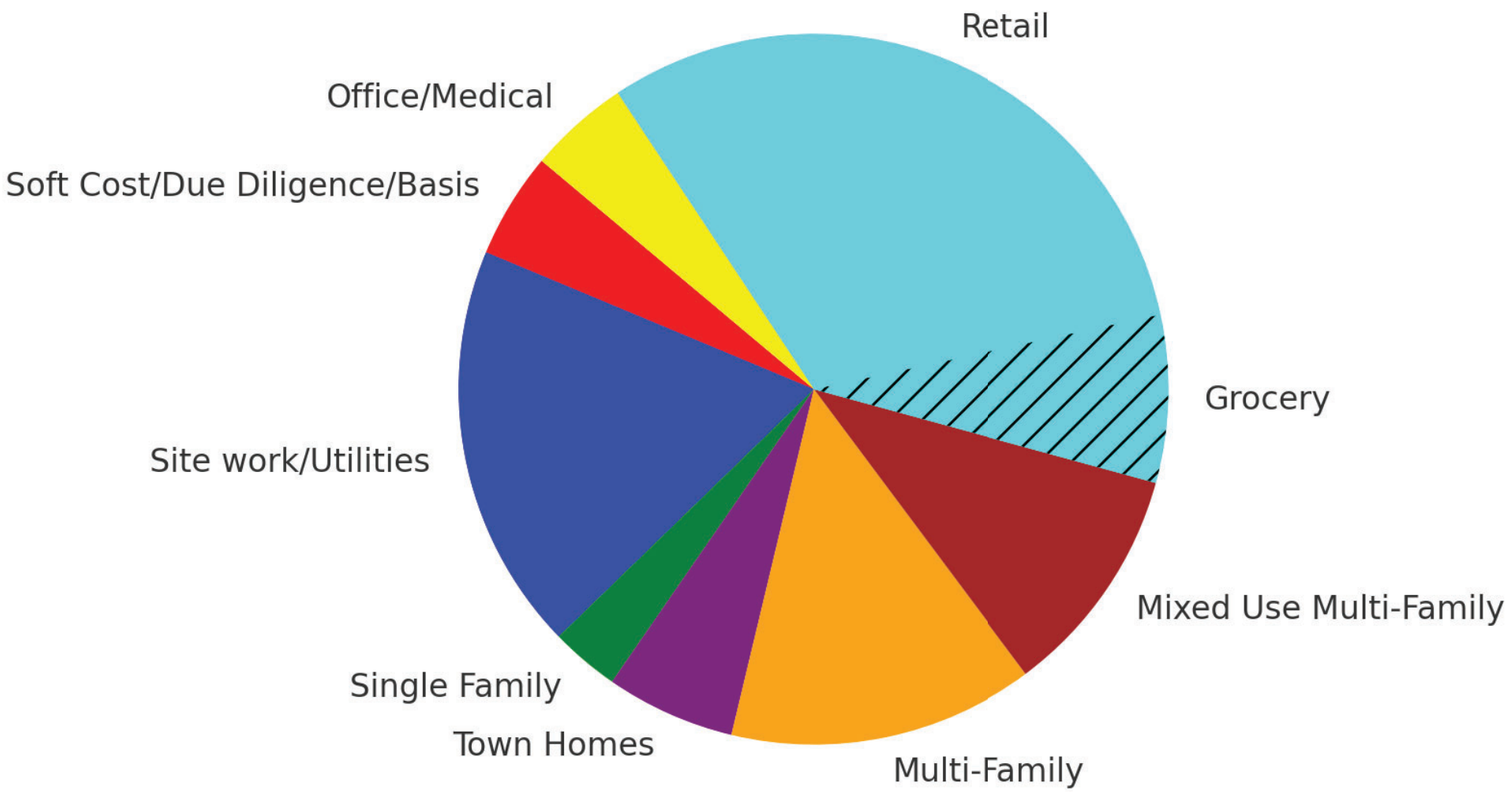

$243,560,000

TOTAL COSTS

EPco

POTENTIAL MERCHANDISING PLAN

A strong tenant mix in a suburban mixed-use town center is critical for maximizing foot traffic, ensuring long-term sustainability, and driving economic success. The most important elements include:

Anchor Tenants

- Grocery Store or Specialty Market – A high-traffic grocer (e.g., Whole Foods, Trader Joe's, or a regional chain) draws consistent daily visitors.
- Fitness Center or Boutique Gym – Health-conscious tenants (e.g., OrangeTheory, CycleBar) provide steady foot traffic.
- Entertainment Venue – A small movie theater or event space can create evening and weekend foot traffic

Food & Beverage Mix

- Casual Dining & Fast Casual – Popular chains or unique local spots (e.g., Panera, Shake Shack, or a chef-driven bistro).
- Cafés & Coffee Shops – A Starbucks, local roaster, or European-style café fosters social interaction and remote work.
- Bars & Breweries – Wine bars, breweries, or cocktail lounges encourage evening and weekend traffic.
- Grab-and-Go – Juice bars, bakeries, or dessert shops (e.g., Crumbl Cookies) create impulse visits.

Retail & Shopping

- Daily Needs & Convenience Retail – Drugstores, dry cleaners, and convenience stores provide essential services.
- Fashion & Lifestyle – A mix of national brands and local boutiques enhances the shopping experience.
- Home & Décor – Stores like West Elm, Pottery Barn, or a local home goods shop align with suburban lifestyles.
- Office & Professional Services
  Coworking Spaces & Small Offices – WeWork-style spaces or traditional office tenants create daytime demand.
- Medical & Wellness Services – Urgent care, dental, and physical therapy clinics provide steady daytime visits.
- Financial & Legal Services – Banks, mortgage lenders, and law firms offer essential community services.

Residential & Hospitality Component

- Apartments or Condominiums – Mixed-income housing supports local businesses with built-in foot traffic.

Public & Community Spaces

- Parks, Plazas, & Event Spaces – Outdoor gathering areas encourage events, farmers' markets, and seasonal activities.
- Cultural & Educational Tenants – Libraries, art galleries, or pop-up exhibition spaces enhance community appeal.

Experiential & Specialty Concepts

- Health & Beauty – Spas, nail salons, and wellness studios attract steady female foot traffic.
- Entertainment & Recreation – Escape rooms, VR arcades, or golf simulators add interactive elements.

Key Considerations for Success:

- Balanced Uses: Ensure synergy between residential, office, retail, and hospitality.
- Traffic Flow: Strategically place anchors and destination tenants to maximize visibility.
- Diversity & Uniqueness: A mix of national brands and local businesses creates an authentic community feel.
- Seamless integration with enhancing existing neighborhoods providing daily conveniences and expanding evening and weekend options enriching the experience for both long time and new residents.

POTENTIAL MERCHANDISING PLAN

DINING | GROCERY | SPECIALTY

FAST CASUAL DINING

- Tazikis Mediterranean Cafe
- Velvet Taco
- Desaneos Pizza
- Slim and Husky
- Martin's BBQ Joint
- Shake Shack
- Smash Burger
- Hugh Babies
- Edley's BBQ
- Prince's Hot Chicken
- Corner Pub
- In Town Golf
- City BBQ
- Clyde's HiFi
- Moe's Southwest Grill
- Chipotle Mexican Grill
- Panera
- The Picnic Cafe
- Jimmy John's
- Hattie B's Hot Chicken
- Jack Browns

SIT DOWN DINING

- Blue Fish
- Del Friscos
- Burger Up
- Dough Baby
- Magianos Italian Classics
- Stir
- State of Confusion
- Balter Beerworks
- Thai Ensane
- Strawberry Alley
- The Mailroom
- Sperry's Restaurant
- Fleming's
- Stoney River
- Uncle Julio's
- Superica

BREWERY / WINE / BARS

- Black Abbey
- Bearded Iris
- Tail Gate
- YeeHaw
- Vino Fiesta
- Carolina Brewery
- Top of the Rock
- Sixty Vines

COFFEE

- Starbucks
- Black Rifle
- Coffee Ya'll
- Dose
- Frothy Monkey

DESERTS

- Jeni's Ice Creams
- Nothing Bunt Cake
- No Bake Cookie Dough
- Sweet Cici's
- Godiva
- Jamba Juice
- Planet Smoothie

GROCERY

- Publix
- Whole Foods
- Sprouts
- Fresh Market
- Food City

* THIS IS A SAMPLING OF PROSPECTIVE TENANTS THAT WILL BE TARGETED FOR THE DEVELOPMENT AND IN NO WAY SHALL BE CONSTRUED AS A COMMITMENT FROM THESE COMPANIES IN THE DEVELOPMENT.

POTENTIAL MERCHANDISING PLAN

COMMERCIAL / MIXED USE DISTRICT

* THIS IS A SAMPLING OF PROSPECTIVE TENANTS THAT WILL BE TARGETED FOR THE DEVELOPMENT AND IN NO WAY SHALL BE CONSTRUED AS A COMMITMENT FROM THESE COMPANIES IN THE DEVELOPMENT.

POTENTIAL MERCHANDISING PLAN

HEALTH AND WELLNESS | SOFT GOODS

SOFT GOODS

- Binks Outfitters
- Lulu Lemon
- Kendra Scott
- J. Mclaughlin
- White's Mercantile
- Peter Millar
- Hemline Woodway
- Lizard's Thicket
- fab' rik
- Katy's Hallmark
- Monkee's
- REI Co-Op
- Serendipity
- Draper James
- Finnleys

HEALTH AND WELLNESS

- Hand and Stone Massage and Facial
- The Cosmetic Market
- Ulta Beauty
- Sephora
- Manduu Pulse Fitness
- Pure Barre
- Pure Sweat and Float studio
- Orange Theory
- Cycle Bar
- Club Pilates
- Lash Lounge
- European Wax Center
- Salons by JC
- Paul Mitchell Salon
- Elan Skin Care
- Skoah Facial Shop
- Massage Envy
- The Lotus Room
- Fitness Anytime
- Escape Day Spa + Salon

* THIS IS A SAMPLING OF PROSPECTIVE TENANTS THAT WILL BE TARGETED FOR THE DEVELOPMENT AND IN NO WAY SHALL BE CONSTRUED AS A COMMITMENT FROM THESE COMPANIES IN THE DEVELOPMENT.

POTENTIAL MERCHANDISING PLAN

HEALTH AND WELLNESS | SOFT GOODS

Bink's Outfitters
lululemon
Finley's Elevating People & Pets
Peter Millar
Hemline Woodway
Hand & Stone Massage and Facial Spa — Massage | Facials | Waxing
Lizard's Thicket
fab'rik
J.McLaughlin
pure barre
Katie's Hallmark Gold Crown
PSFS
REI Co-op
European Wax Center
Club Pilates
Draper James Since 2013
escape day spa + salon
CycleBar
Sephora
manduu The Pulse of Fitness
White's Mercantile
ULTA Beauty
orangetheory Fitness
Massage Envy
Monkee's
The Lash Lounge
Pilates
Kendra Scott
Elan Skin
salons by jc
skoah. facial shop
Anytime Fitness
The Lotus Room
Paul Mitchell

* THIS IS A SAMPLING OF PROSPECTIVE TENANTS THAT WILL BE TARGETED FOR THE DEVELOPMENT AND IN NO WAY SHALL BE CONSGTRUED AS A COMMITMENT FROM THESE COMPANIES IN THE DEVELOPMENT.

R.O.W. EXHIBIT

R.O.W. DEDICATION

The South Waldron Mixed Use Site is strategically positioned to leverage existing and planned infrastructure improvements as outlined in the City of La Vergne's 2040 Comprehensive Transportation Plan (CTP). This alignment ensures enhanced connectivity and accessibility for both residents and businesses within the development.

Access and Infrastructure Compliance

The development will have access to existing public rights-of-way via proposed entrances on Waldron Road and future Blair Road improvements. All infrastructure will adhere to City of La Vergne standards, with any exceptions requiring approval from the City Engineer.

Planned Roadway Improvements

The CTP details specific projects aimed at upgrading key roadways adjacent to the development:

- Waldron Road (55-Feet from centerline .77 acres): Currently a two-lane roadway without curbs or sidewalks, Waldron Road is slated for realignment under CTP Projects 1 and 2. These projects aim to enhance traffic flow and safety in the area.
- Lake Road: Also a two-lane roadway lacking curbs or sidewalks, Lake Road is set to receive improvements, including the addition of 2-foot shoulders, as specified in CTP Project 15. These enhancements will improve vehicular and pedestrian safety.
- Blair Road (40-Feet from centerline 3.19 acres): Currently a two-lane roadway without curbs or sidewalks, Blair Road is planned for improvements under CTP Project 40. These upgrades will support increased traffic volumes and improve overall accessibility.

Development Integration

The South Waldron Mixed Use Site's design incorporates primary, secondary, and tertiary street patterns to facilitate strong vehicular connectivity. The internal street network will provide seamless access throughout the development and to the surrounding roadways, aligning with the city's transportation objectives.

By integrating these planned infrastructure improvements, the South Waldron Mixed Use Site will contribute to a more connected and accessible community, supporting La Vergne's growth and development goals.

EPco

DEVELOPMENT STANDARDS

RESIDENTIAL

Uses Permitted:
- Single family detached homes shall be on its own lot of record and sold fee simple.
- Townhomes shall be its own land record as fee simple or horizontal property regime.
- Multifamily dwelling units shall be for rent.

Residential Development Standards:
- Entrances off of Waldron Road and Blair Road shall have new entrance signage constructed of masonry materials and anchored by landscaping.
- Building heights shall not exceed 4 stories in height.
- Builders shall install sod and landscaping along foundations of all primary and secondary front yards along R.O.W.s of all buildings. Seed/Straw will be installed on the side and rear foundations of all buildings.
- All townhome buildings shall be comprised of fifty percent masonry and brick.
- All mechanical equipment (i.e. HVAC and transformers) to be screened and located in the rear/side of all units.
- All on-site utilities shall be underground.
- All unit types will be serviced by a 3rd party trash company.
- Prior to construction plan review, a complete and thorough design of the stormwater management system and facilities will be completed.
- Parking for the residential units will comply with the City of La Vergne requirements.
- Residential units shall have a mix of concrete and asphalt driveways.
- All streets will be classified as a mix of public rights-of-way or private drives.
- All streets have been designed to comply with City of La Vergne Streets Standards.
- Public sidewalks will be provided on both sides of all public streets throughout the development to create a pedestrian friendly community. There will also be pedestrian connections between the residential portion of the development to the mixed uses town center.
- Mail service will be provided via CBU.
- Decorative street lights will be coordinated with MTEMC.
- All home owners shall be required to be a member of the H.O.A.
- As a member of the H.O.A., the residents shall be subject to restrictive covenants, and be required to pay membership dues as determined by a 3rd party management company.
- HOA will be managed by independent 3rd party management company.
- The common areas will be owned and maintained by an H.O.A.
- All infrastructure shall comply with City of La Vergne Standards. Any exceptions must be approved by the City Engineer.
- Fencing shall be constructed of durable materials. Wooded and chain-link fences are prohibited.
- All parking shall be located at least 10-feet from the public R.O.W. along Waldron and Blair Road.
- All parking areas to be screened from public rights-of-way by landscaping or in combination with berms.
- A mix of Type 1 & Type 2 Transitional Screening applications shall be provided at the perimeter edges of the proposed development and as identified/labeled.
- Monument signage shall be placed no closer than 5-ft to the R.O.W. along Waldron and Blair Roads.
- Monument signage shall have materials consistent with the building architecture, and be accented with landscaping. Signage lighting will be exterior or push-thru style illumination. Signage shall comply with applicable zoning ordinance at the time of request.
- All mechanical equipment located on the ground (i.e. hvac and transformers) to be screened with landscape or fencing. If mechanical equipment is located on the roof, then they shall be screened from view.
- Any solid waste enclosures shall be constructed of materials consistent with building architecture, be at least 8-feet tall, with opaque gates, and shall be screened with landscaping. Solid waste collection service shall be provided by a private hauler.
- All on-site utilities will be underground.
- On-site lighting will comply with the LZ-2 standards outlined in the Model Lighting Ordinance by the International Dark-Sky Association to prevent light pollution and provide safety for patrons and employees.
- Parking will comply with the City of La Vergne Zoning Ordinance for the allowable uses outlined to the right. Shared parking shall be implemented as needed/requested.
- All parking will have curbing.
- Fencing shall be constructed of durable materials. Wooded and chain-link fences are prohibited.
- Multi-Family: 26% Brick/Stone, 55% Fiber Cement, and 19% Glazing/Doors material, with natural wood accents for exterior materials. Building elevations exampled provided in slide. Note, the long faces carry most of the masonry so the buildings look to have more masonry than as calculated.
- Townhomes: 60% Fiber Cement Board and 40% masonry/stone with natural wood accents for the exterior materials.
- Single Family Homes: 20% Fiber Cement Board and 80% masonry/stone, with natural wood accents for the exterior materials.
- Masonary shall include traditional brick as available in a variety of sizes such as: modular, standard, queen, utility, and monarch.
- Stone shall include the following: natural stone products, stone veneer, and panelized stone.
- Cemntitious products shall include the following: Allura, LP Smartside, GAF Weatherside, James Hardie, Nichiha, and Certain Teed. Each of these products have offer lap siding, panel siding, plank siding, shingle/shak siding, trim boards, and soffit boards.

COMMERCIAL

While the exact uses for the commercial properties are unknown at this time, the allowable uses for this development are listed below. The list of allowable uses is based on the allowable uses listed under (C-2) Highway Service District and (C-3) Neighborhood Service Business District in the current zoning ordinance. Therefore, additional standards for those anticipated uses have been outlined below. The proposed sites will provide for adequate parking (including shared parking), vehicular and pedestrian circulation, solid waste management, stormwater management and landscaping.

Uses Permitted:
- Convenience retail sales and services
- Consumer Repair Services
- Financial, insurance, real estate and consulting services
- Food and beverage services
- Food Service (take out and drive-thru)
- Animal Care & Veterinarian (provided no outside housing of animals)
- General business services
- General personal services
- General retail trade
- Medical Services
- Professional Services (not otherwise listed)
- Religious facilities
- Daycare
- Grocery Stores
- Gasoline Station (including beer and tobacco sales)
- Beauty Parlor
- Barbershops
- Hardware Store
- Drug Store & Pharmacy
- Liquor Store
- Hotel
- Professional Office

Uses Prohibited:
- Bus transit station
- Bus or truck vehcile repair, meaintenance or storage facility
- Building materials and farm equipment sales
- Concrete or asphalt plant
- Rock quarry
- Residential homes leased on a short term basis of less than 30 days, such as VRBO and Air B&B, but hotels and motels are expressly permitted
- Automobile sales, rental (other than as part of a hote's services) and delivery, aircraft dealers, boat dealers, recretaional and utility trailer dealers
- Wholesale sales
- Plant and forest nurseries
- Mortuaries, crematoriums and funeral homes
- Self-Storage, Mini Storage and Mini-Warehousing
- Outside kennels/Stables
- Manufacturing, Industrial and Warehousing
- Sporting and recreational vehcile campgrounds and tracks
- Automotive Repairs & Service
- Cellular Towers over 25' tall
- Automotive wrecking & recycling
- Junk or salvage yards
- Vehicle Storage Areas
- Truck Terminals
- Automotive, marine craft, aircraft and accessories
- Self-Service Laundries
- Marijuana Dispensoary and/or Marijuana Paraphernalia
- Beer & Tobacco Store (but spcifically excluding convenience retail sales, grocery, and services)
- Vape/CBD Tattoo or Check Cashing Store

Commercial Development Standards:
- Building heights shall not exceed 4 stories in height.
- All parking shall be located at least 10-feet from the public R.O.W. along Waldron and Blair Road.
- All parking areas to be screened from public rights-of-way by landscaping or in combination with berms.
- A mix of Type 1 & Type 2 Transitional Screening applications shall be provided at the perimeter edges of the proposed development and as identified/labeled.
- Drive-thru windows shall be permitted for uses such as restaurants, financial institutions, dry cleaners, etc.
- Commercial buildings shall have a well defined architectural base by use of different materials, colors or change in pattern or a combination of these techniques.
- Building elevations will have articulation or multiple building planes to promote quality architecture, and main entrances that are well defined and easily recognizable.
- Buildings shall have a minimum of 3' of foundation planting, except where access for drive-through windows are needed.
- The commercial lots shall have a pedestrian network that connects to Waldron Road and Blair Road. There will also be pedestrian connections between the residential portion of the development from the commercial property.
- Monument signage shall be placed no closer than 5-ft to the R.O.W. along Waldron and Blair Roads.
- Monument signage shall have materials consistent with the building architecture, and be accented with landscaping. Signage lighting will be exterior or push-thru style illumination. Signage shall comply with applicable zoning ordinance at the time of request.
- Building signage shall follow standards outlined in the City of La Vergne sign ordinance.
- All mechanical equipment located on the ground (i.e. hvac and transformers) to be screened with landscape or fencing. If mechanical equipment is located on the roof, then they shall be screened from view.
- Any solid waste enclosures shall be constructed of materials consistent with building architecture, be at least 8-feet tall, with opaque gates, and shall be screened with landscaping. Solid waste collection service shall be provided by a private hauler.
- All on-site utilities will be underground.
- On-site lighting will comply with the LZ-2 standards outlined in the Model Lighting Ordinance by the International Dark-Sky Association to prevent light pollution and provide safety for patrons and employees.
- Parking will comply with the City of La Vergne Zoning Ordinance for the allowable uses outlined to the right. Shared parking shall be implemented as needed/requested.
- All parking will have curbing.
- Commercial lots will not be a part of the residential H.O.A.
- Commercial lots that utilize communal facilities shall be part of an owners organization responsible for the care and upkeep of shared drainage, parking, etc.
- Fencing shall be constructed of durable materials. Wooded and chain-link fences are prohibited.
- Commercial will be 35% Brick/stone and 65% Fiber Cement Board with natural wood accents.

ARCHITECTURAL CHARACTERISTICS - TOWNHOMES AND MULTIFAMILY

ROOFING MATERIALS

PERMITTED	DIMENSIONAL ASPHALT SHINGLES LAMINATED SHINGLES COPPER FINISHES STANDING SEAM METAL ROOFS
NOT PERMITTED	ROLLED ASPHALT ASBESTOS CEMENT SHINGLES BRIGHTLY COLORED METAL ROOFING

EXTERIOR SIDING MATERIALS

PERMITTED	BRICK STONE STUCCO NATURAL WOOD ACCENTS CEMENTITIOUS PANELS + LAP/PLANK SIDING
NOT PERMITTED	ALL PLASTICS/VINYL SIDING PLYWOOD CONCRETE BLOCK

EXTERIOR COLORS

PERMITTED	MUTED NATURAL EARTH TONES
NOT PERMITTED	BRIGHT PRIMARY COLORS



TOWNHOMES

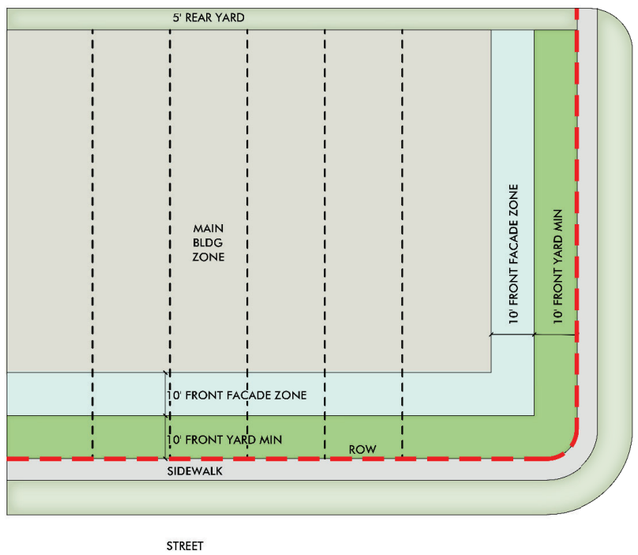



Width: Ranges from 16-20 feet
Depth: Range from 70 - 120 feet
Front Yard Setback: 10 feet
Front Facade Zone: 10 feet
Side Street Setback (Corner Lots): 10 feet.
Side Street Facade Zone (Corner Lots): 10 feet
Side Yard Setback: Townhomes must be at least 10 feet apart.
Rear Loaded Garages: May be placed at either 5 feet or 22 feet from the edge of the alley, and within the side facade zones.
Porches, Bay Windows, and Stoops: May extend into the Front Yard Setback, but no closer than 5 feet to sidewalk
Front loading townhomes shall provide either surface parking spaces along the front facade with a sidewalk and a minimum 5 foot landscape to front facade, or front loading garages set back 5 feet from the main entrance and provide a minimum 22' driveway parking space from back of sidewalk to face of garage.
Townhomes shall be its own land record as fee simple or horizontal property regime.

ARCHITECTURAL CHARACTERISTICS - SINGLE FAMILY DETACHED HOMES

ROOFING MATERIALS

PERMITTED	DIMENSIONAL ASPHALT SHINGLES LAMINATED SHINGLES COPPER FINISHES STANDING SEAM METAL ROOFS
NOT PERMITTED	ROLLED ASPHALT ASBESTOS CEMENT SHINGLES BRIGHTLY COLORED METAL ROOFING

EXTERIOR SIDING MATERIALS

PERMITTED	BRICK STONE STUCCO NATURAL WOOD ACCENTS CEMENTITIOUS PANELS + LAP/PLANK SIDING
NOT PERMITTED	ALL PLASTICS/VINYL SIDING PLYWOOD CONCRETE BLOCK

EXTERIOR COLORS

PERMITTED	MUTED NATURAL EARTH TONES
NOT PERMITTED	BRIGHT PRIMARY COLORS

SINGLE FAMILY

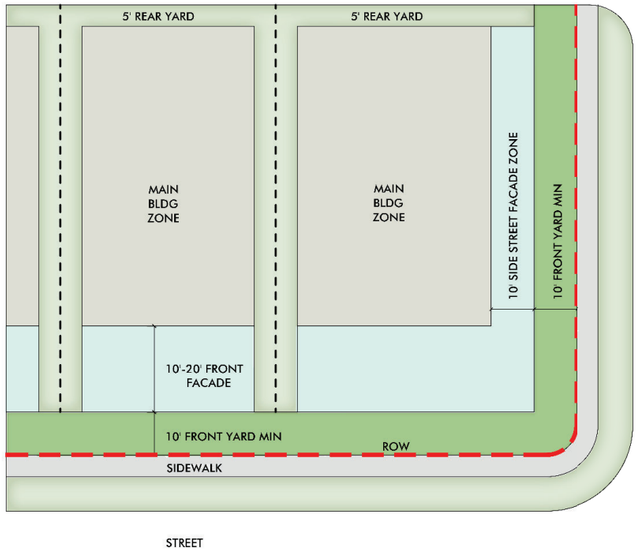

Width: Ranges from 50 - 75 feet
Depth: Range from 110 - 130 feet
Front Yard Setback: 10 feet
Front Facade Zone: Generally 10 - 20 feet deep.
Side Street Setback (Corner Lots): 10 feet.
Side Street Facade Zone (Corner Lots): 10 feet.
Side Yard Setback: Minimum setbacks for all structures are 5 feet. Houses must be at least 10 feet apart
Garages: Lots with driveway access from the street shall have garages placed min. 3 feet behind the front facade of the Main Body of the house.

Porches, Bay Windows, and Stoops: May extend into the Front Yard Setback, but no closer than 5' to sidewalk.





EPco

ARCHITECTURAL CHARACTERISTICS - COMMERCIAL

ARCHITECTURAL CHARACTER STANDARDS:

- Elevated Architectural Detail
- Cohesive Design Aesthetic for All Buildings
- Similar Themes between adjacent Structures
- Rooflines and Cornices to vary to create interest
- Mechanical Screening from Pedestrian View
- Color Scheme to be consistent within General Design
- One and Two-Level Structures to be comparable in heights with roof lines and features
- Glazing at the main retail spaces on the main level is beneficial for pedestrian interest
- Building and Dumpster enclosure elevations sown with materials notes and colored to accurately represent built appearance
- Prototype designs, indicate how they have been adapted to La Vergne setting and guidelines
- Location of building service areas noted, with screening provided
- Location of exterior mechanical equipment noted, plans for screening

BUILDING HEIGHT AND SETBACKS:

- All architectural building design shall follow the La Vergne City Zoning and Design Ordinance
- Roof cornices shall create shadow lines
- Clock tower and Roof features such as Gables and Tower Features shall be provided at main corner elements
- Symmetrical building heights and roof features may be required at gateway elements between buildings
- One story and two story shall be designed not to create drastic building height changes
- Setbacks with entrances and differentiating setbacks within buildings is encouraged for shadowing etc.
- Mechanical roof screening with parapets, roof structures or placed where not visible from grade
- No long Roof line designs will be appropriate without variation in parapets and cornices

MASSING, PROPORTION AND SCALE:

- Create appropriate massing and scale per adjacent structures and context
- Awnings, canopies and Main level retail window openings
- Vertical masonry columns between glazing
- Common design elements with masonry
- Utilize nominal masonry and not utility sized brick
- Main level window height to be 10'-0" with clear glazing
- Building entries to be visible and defined
- Facades shall not be flat and shall have stepping and breaks

BUILDING COMPOSITION AND PATTERNING:

- Repetition is good for patterning
- Mix of masonry and metal panels and sim. limestone
- Create pedestrian visual connections between structures
- Symmetry should be used in mirrored building structures for "gateway" effect
- Roof line should be designed to vary and provide rhythm
- No large wall areas without varying depths and breaks in elevation
- Windows, Columns and vertical elements to break up facades
- Lighting sconces and other lighting features to be used
- Base, Body and Cap for architectural standards
- Main Level Retail windows areas to be 40% min.





ARCHITECTURAL CHARACTERISTICS - COMMERCIAL

MATERIAL SELECTIONS AND STANDARDS AND PERCENTAGES:

All visible Sides of buildings shall be consistent for material use.

All materials to be durable and of high quality for longevity and maintenance purposes

PRIMARY MATERIALS – 70%: Nominal Full brick or thin brick
Natural or Simulated/Synthetic Stone
Smooth Cast Stone

SECONDARY MATERIALS – 20%: Exterior Insulation Finish System or EIFS (Cornices etc.)
Authentic Stucco
ACM Reynobond Smooth Metal Panels
Composite or Cementuous Panels

ACCENT MATERIALS – 10%: [NOTE: No More that 10% of Accent Material is Allowed]
Architectural Metal Wall Panels
Simulated Prefinished Wood
Smooth-Faced Concrete Masonry
Simulated stone (Lick and Stick)
CMU or Split-Faced CMU
Corrugated R-Panels (Prefab Structures)

DISCOURAGED MATERIAL USE: Large areas of EIFS/Dryvit
Simulated stone (Lick and Stick)
CMU or Split-Faced CMU
Corrugated R-Panels (Prefab Structures)

WINDOWS: 1" Insulated Aluminum Storefront Marvin Elevate or Equal
Iron Lion Metal Frame or Equal
False Windows and Spandrel Glass may be used as accent

ROOFING: Standing Seam Metal Roofing
Pre- Finished Metal Coping
TPO for typical non-visible roofing

AWNINGS AND CANOPIES: Standing Seam Metal Awnings
Smooth ACM Metal for Canopies etc.
Fabric Awnings

LIGHTING: Consistent Pole Type Lighting, Black in Color
Sconce Lighting, should have varying standards
Uplighting recessed in walkway or building mounted accent



GENERAL PALETTE:

Retail/Mixed use, along center entry drive or "Avenues" architectural aesthetic may have a similar aesthetic to create a more cohesive well-organized shopping environment.

Commercial outparcels and other structures would follow the primary and secondary material options.

Prototype retail parcels would follow the primary and secondary material options but allow the prototypical design and their material concepts to remain.

- "Avenue" or retail/Mixed use section may be lighter stucco and brick with main level glazing
- Colors for accents may be placed for interest or signage
- Number of varying colors may be limited depending on tone changes
- Lighting and window type frames to be considered

HARDSCAPES:

- Masonry site landscape and seat walls, planter walls and landscape features to create pedestrian gathering spaces with benches and light poles along walkways.
- Pathways to be added from parking to retail spaces

ROOF AND PARAPET:

- Long facades should have vertical features and varying roof lines
- Cornice lines with masonry detail shadow lines
- Gable roof and Corner Tower Features with varying roof lines
- Parapets and cornices shall create detail and provide shadowing
- Metal Roofing features and coping detail shall be consistent
- Stepping facades in plan and roof line
- Varying heights
- Rear roof side parapets visible form grade shall have finished material all sides
- Roof pitch in all areas shall be the same pitch for consistency

SIGNAGE:

- All building signage shall follow the La Vergne City Zoning and Design Ordinance
- Signage should be contextual in height and scale with neighboring or adjacent structures
- Way finding signage will be designed to be throughout the development with a consistent aesthetic
- Neon Signage is not encouraged outside of "OPEN" type at retail storefronts

EPco

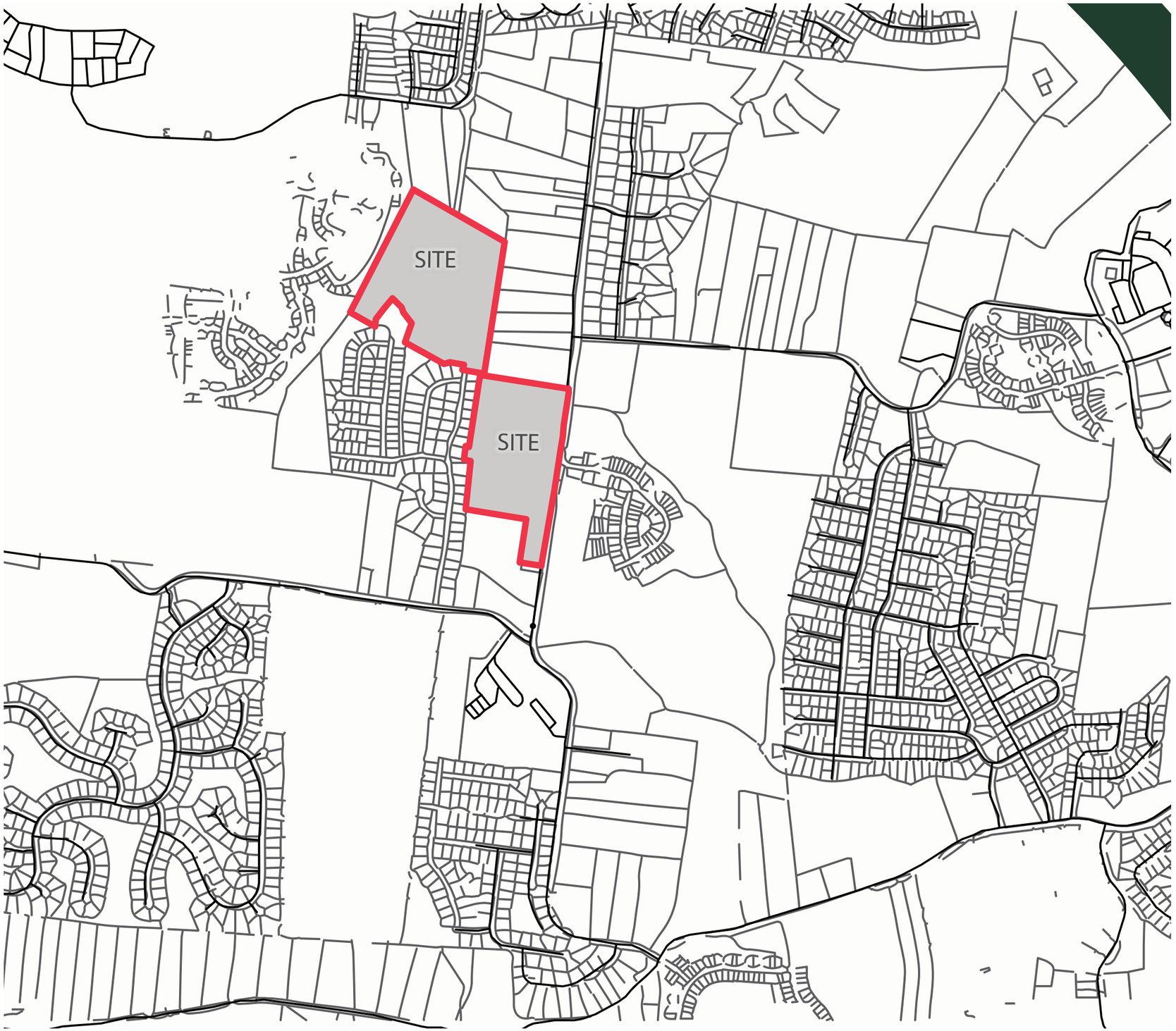

EXISTING CONDITIONS - VICINITY MAP

SUBDIVISION DEVELOPMENTS

Subdivision Name	TYPE	Existing 2024	Proposed Build-out	Exiting Plus Permitted
Cedar Ridge Apt	Apartment	150	150	150
Farmingdale	Single Family	267	267	267
Dove Creek	Single Family	133	133	133
Carother's Crossing (Metro)	Mixed Use	414	2300	414
Carother's Crossing (La Vergne)	Mixed Use	166	343	210
Brookside	Single Family	189	198	189
Summit View	Single Family	117	117	117
Woodland Hills	Single Family	366	451	366
Walnut Ridge	Single Family	68	68	68
The Ridge	Single Family	112	145	117
Arbor Ridge	Mixed Use	0	571	0
Portico Place	Single Family	71	163	87
Woodsong	Single Family	208	208	208
Vineyards	Single Family	353	353	353
McFarlin Point	Single Family	350	350	350
Pinnacle Point	Single Family	120	143	120
Woods at Martins Bend	Single Family	32	32	32
Gwynne Farms (Smyrna)	Mixed Use	135	540	135
Mission Hills	Mixed Use	0	599	0
Blair Ridge	Townhome	0	141	0
	Total:	3251	7272	3316

AREA DEMOGRAPHICS

Population Summary	
2010 Total Population	32,888
2020 Total Population	38,719
2023 Total Population	40,760
2028 Total Population	43,518
2023-2028 Annual Rate	1.32%
2023-2028 Total Growth	6.60%
2020 Group Quarters	61
2023 Group Quarters	61
2023 Total Daytime Population	37,307
Workers	17,469
Residents	19,838

Household Summary	
2010 Households	11,049
2010 Average Household Size	2.98
2020 Total Households	12,472
2020 Average Household Size	3.10
2023 Households	13,170
2023 Average Household Size	3.09
2028 Households	14,095
2028 Average Household Size	3.08
2023-2028 Annual Rate	1.37%
2010 Families	8,523
2010 Average Family Size	3.34
2023 Families	9,668
2023 Average Family Size	3.55
2028 Families	10,296
2028 Average Family Size	3.54
2023-2028 Annual Rate	1.27%

Housing Unit Summary	
2023 Housing Units	13,653
Owner Occupied Housing Units	68.8%
Renter Occupied Housing Units	27.6%
Vacant Housing Units	3.5%
2028 Housing Units	14,597
Owner Occupied Housing Units	71.0%
Renter Occupied Housing Units	25.6%
Vacant Housing Units	3.4%

EPco

SUBDIVISION MAP

EXISTING SUBDIVISIONS

The South Waldron Mixed Use Site is centrally located amidst a diverse array of residential subdivisions, each contributing to the area's established character and appeal.

- East: Arbor Ridge PDR along Waldron Road offers a mix of residential types, commercial spaces, and trails. Further east, Ivy Pointe consists of two-story, single-family homes with garages and brick facades.
- North: Walnut Ridge Estates on Walnut Ridge Drive features single-family homes, primarily one and two stories, with vinyl and brick exteriors.
- West: The Ridge includes two-story single-family homes with garages and brick facades.
- Northwest: Carothers Crossing offers two-story homes with front and rear garages, featuring brick and stone exteriors.
- South: Pinnacle Point Subdivision, located behind Rock Springs Elementary, consists of two-story single-family homes.

This mix of established subdivisions enhances the South Waldron Mixed Use Site's potential for seamless integration of commercial and retail develoment as part of the local residential fabric, provides a well-rounded, community-oriented environment. With architectural consistency, and frequent use of brick and stone, combined with accessible amenities, positions the development as a complementary addition to the surrounding neighborhoods.

EPCO

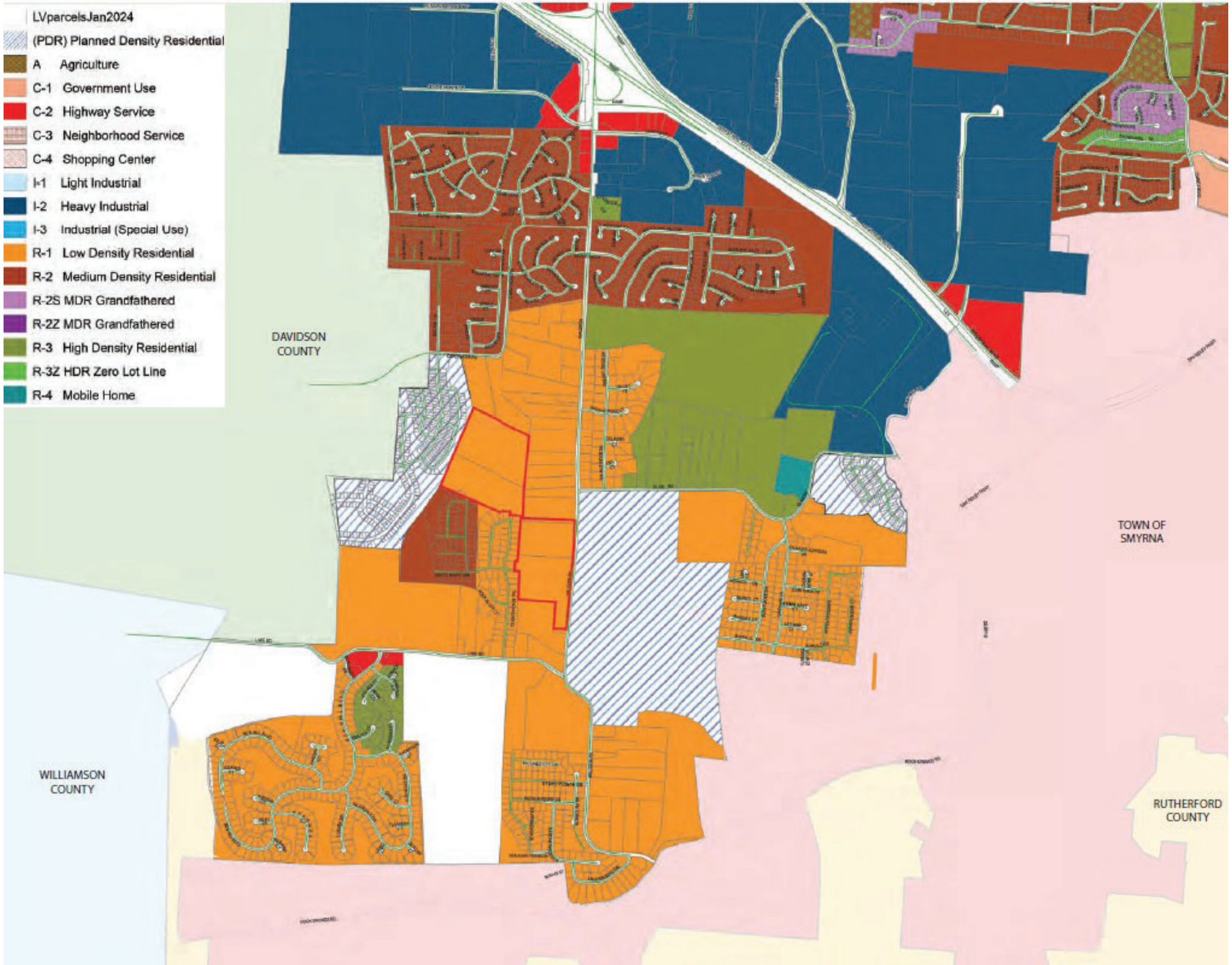

EXISTING ZONING MAP - CITY OF LA VERGNE

EXISTING ZONING

The South Waldron Mixed Use Site is Located in a diverse zoning area within La Vergne, the site brings together residential and commercial opportunities to create a thriving community-oriented environment. The surrounding area is largely zoned Low Density Residential (R-1), preserving the peaceful and residential character of the neighborhood while offering a seamless integration for commercial development.

Proximity to Planned Development Residential (PDR) Areas:

- Carothers Crossing (Northwest of the site): This PDR-zoned area provides a unique community feel with a blend of housing types, creating a versatile neighborhood that fosters interaction and accessibility. The mixed residential styles within Carothers Crossing attract a dynamic community that would benefit from nearby commercial conveniences.

- Arbor Ridge (East, along Waldron Road): Another PDR-zoned area, Arbor Ridge combines diverse residential options with amenities like trails and open spaces, supporting an active, walkable environment. This development emphasizes community connectivity, making it a natural fit for businesses that value foot traffic and neighborhood engagement.

This mix of R-1 and PDR zoning around the South Waldron site offers a balanced array of land use options, promoting a harmonious blend of residential density and commercial accessibility. The integration of these zoning types encourages connectivity, providing residents with easy access to essential services, retail options, and amenities. The site's proximity to these mixed-use and residential areas makes it an ideal location for businesses aiming to serve a well-established and growing community, ultimately enhancing the neighborhood's appeal and functionality.

EPco

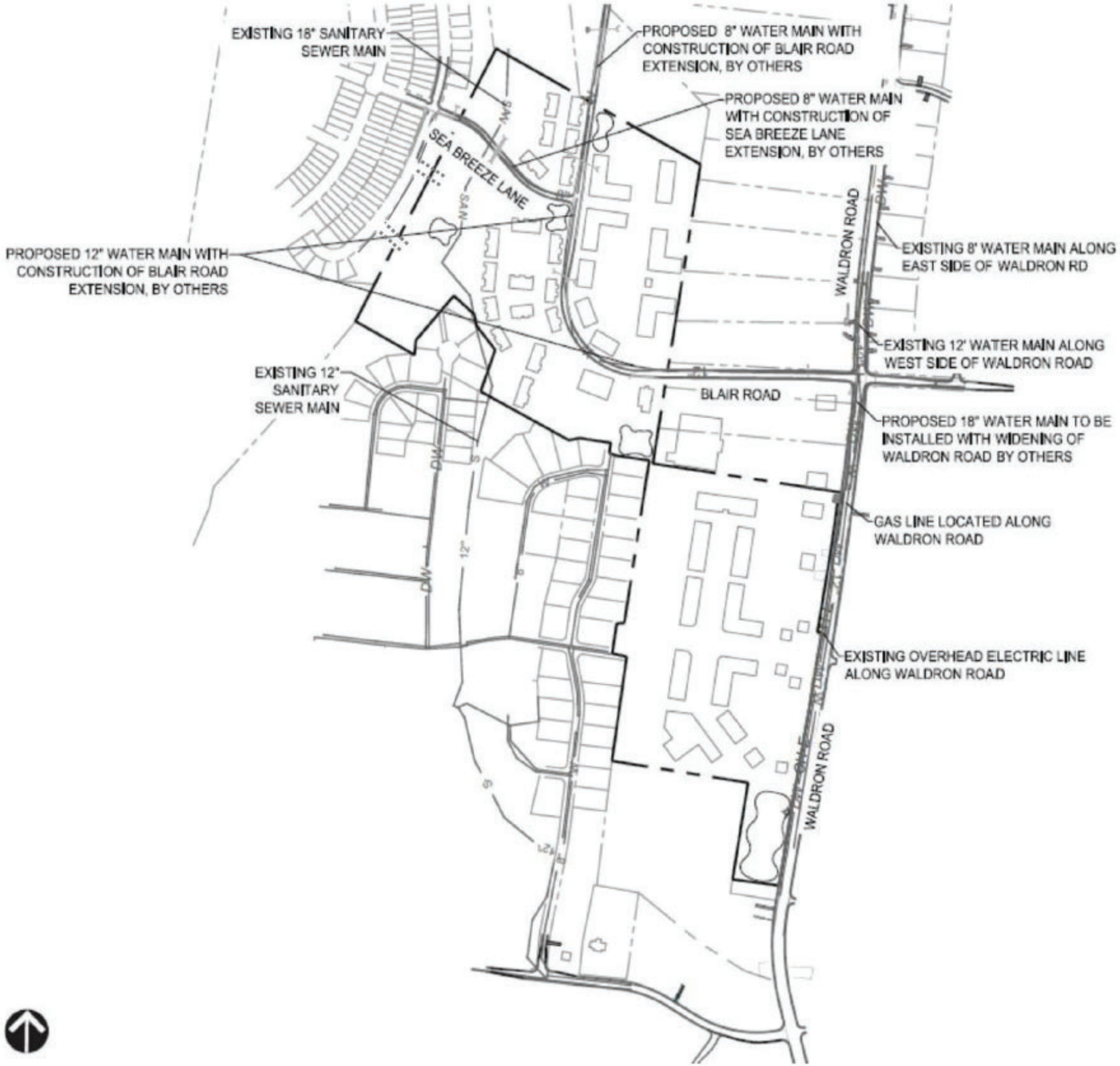

SITE UTILITIES

- Water Service will be provided by the City of La Vergne Public Utilities Department.
- As part of the Blair Road extension project, a 12" and 8" water main will be extended through the northern half of the property. As a part of the Waldron Road widening project, the existing 12" and 8" water mains will eventually be replaced by a single 18" water main.
- Sanitary sewer exists in the northern half of the project boundary along side Hurricane Creek, a 12" gravity main for a portion of the limits before upsizing to an 18" gravity sewer main. The southern half of the project is currently served by a lift station, gravity connections are currently being explored.
- Electric Service will be provided by Middle Tennessee Electric Membership Corporation, MTEMC. Service will be extended from Waldron Road into all areas of the site.

SITE UTILITY EXHIBIT

EPCO

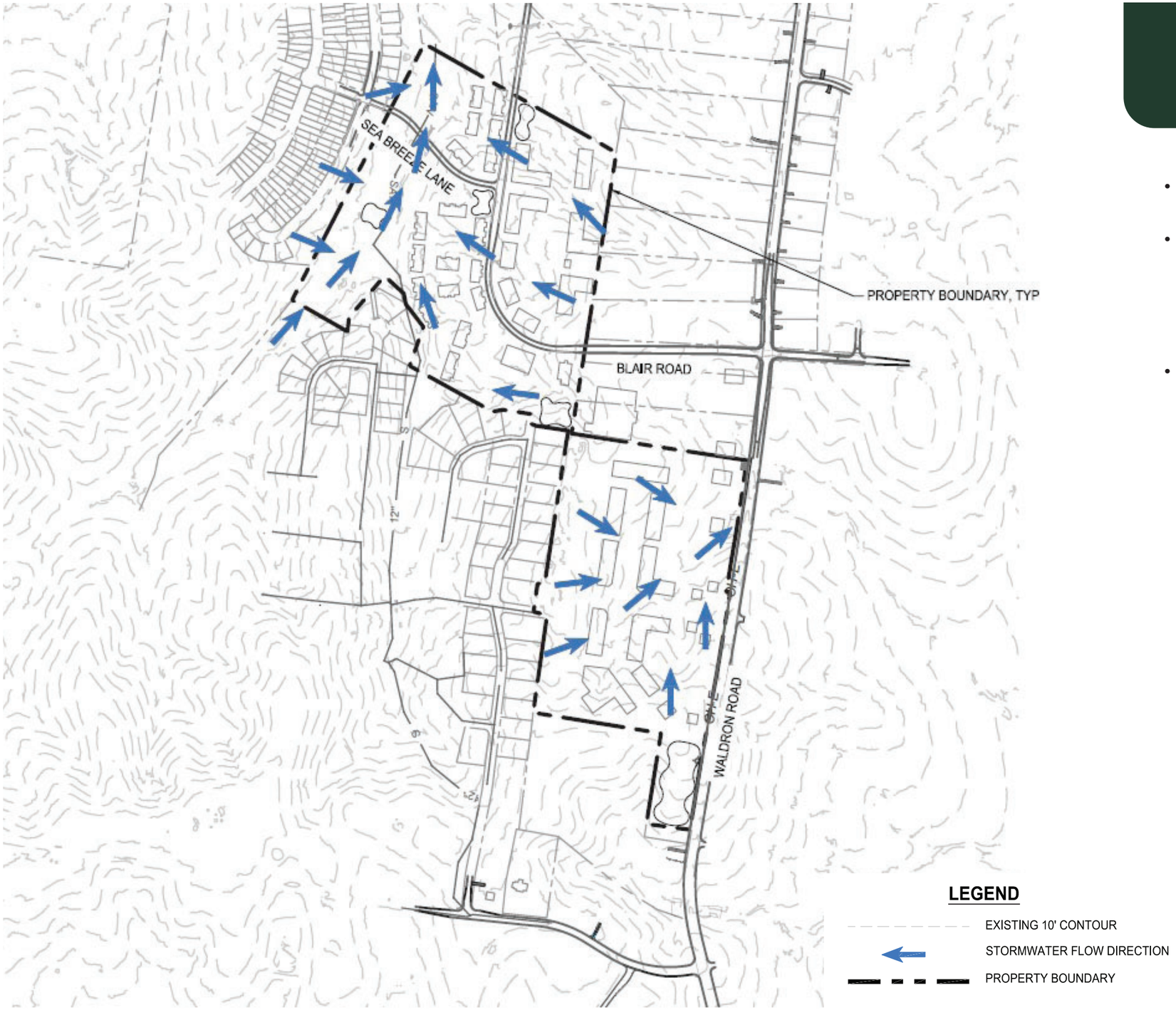

SITE TOPOGRAPHY

- -
- The northern portion of the site drains east to west towards Hurricaine Creek, which runs south to north. The southern portion of the porject drains west to east and south to north.
- This property does not lie wtihin any floodplain areas and is fully within Zone "X" as shown on panel 47149C0105J, EFF. 5/9/2023.

HYDROLOGY AND TOPOGRAPHY

EPco

PENDING

PER SECTION 3-101.2.4 OF THE SUBDIVISION REGULATIONS

SITE TOPOGRAPHY | 5 FOOT CONTOUR LINES

Submitted April 3, 2025 to Gary Lide

PENDING

PER ORDINANCE SECTION 14-603(5)(C)(I) STORM DETENTION CALCULATIONS (Jay Fulmer)

Submitted April 3, 2025 to Gary Lide

100 YEAR FLOOD PLAIN CALCULATION

The project site is included in the area which has yet to be mapped by FEMA. Prior to any site plan application a HEC RAS Study shall be provided to establish the varying floodplain elevations across the site. All buildings shall be constructed per local and FEMA regulations. The floodplain area shown has been interpolated from the mapped areas immediately downstream along Hurricane Creek.

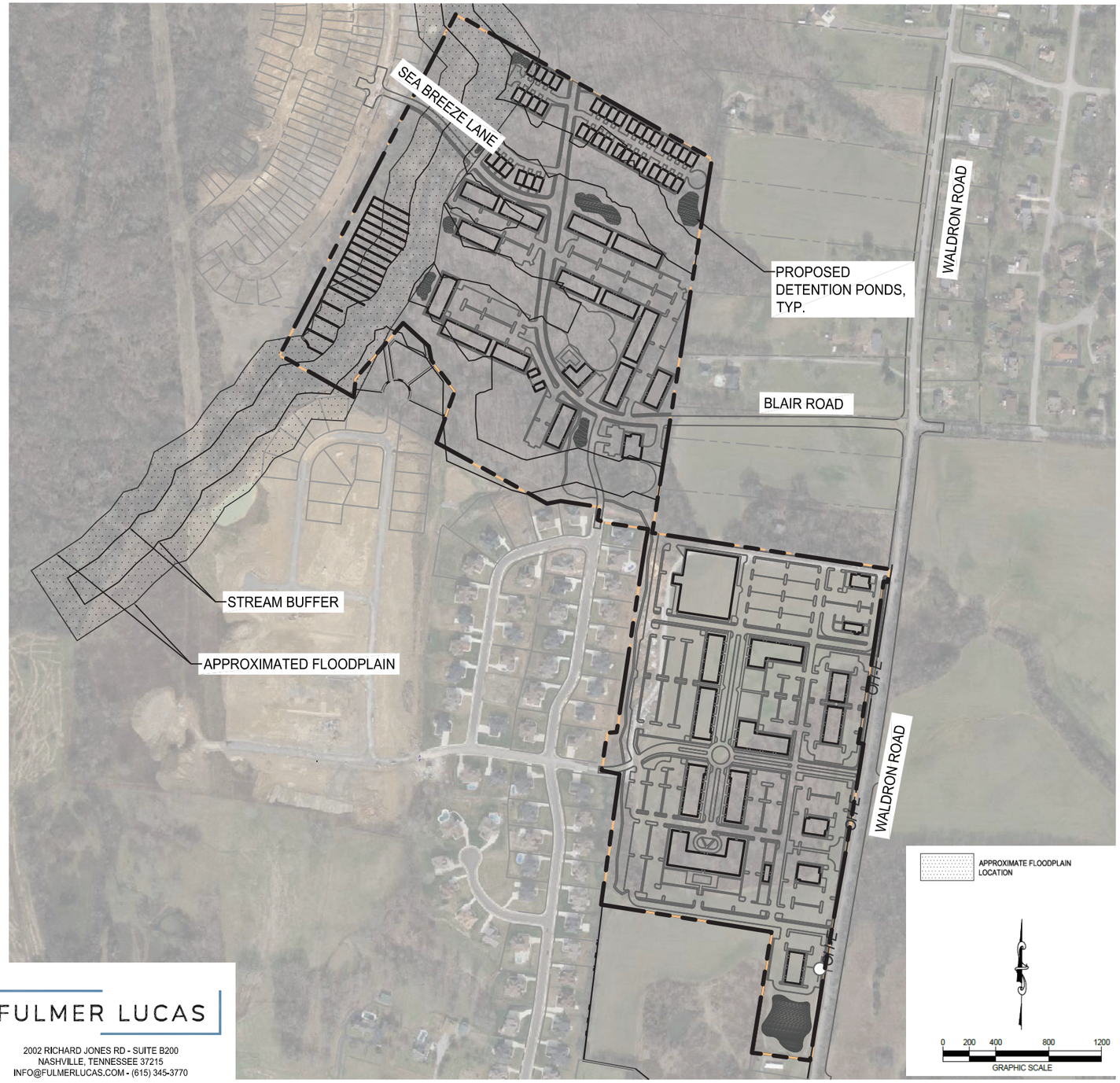

FULMER LUCAS
2002 RICHARD JONES RD - SUITE B200
NASHVILLE, TENNESSEE 37215
INFO@FULMERLUCAS.COM - (615) 345-3770

Development Traffic Study

Submitted to the City of La Vergne March 21, 2025

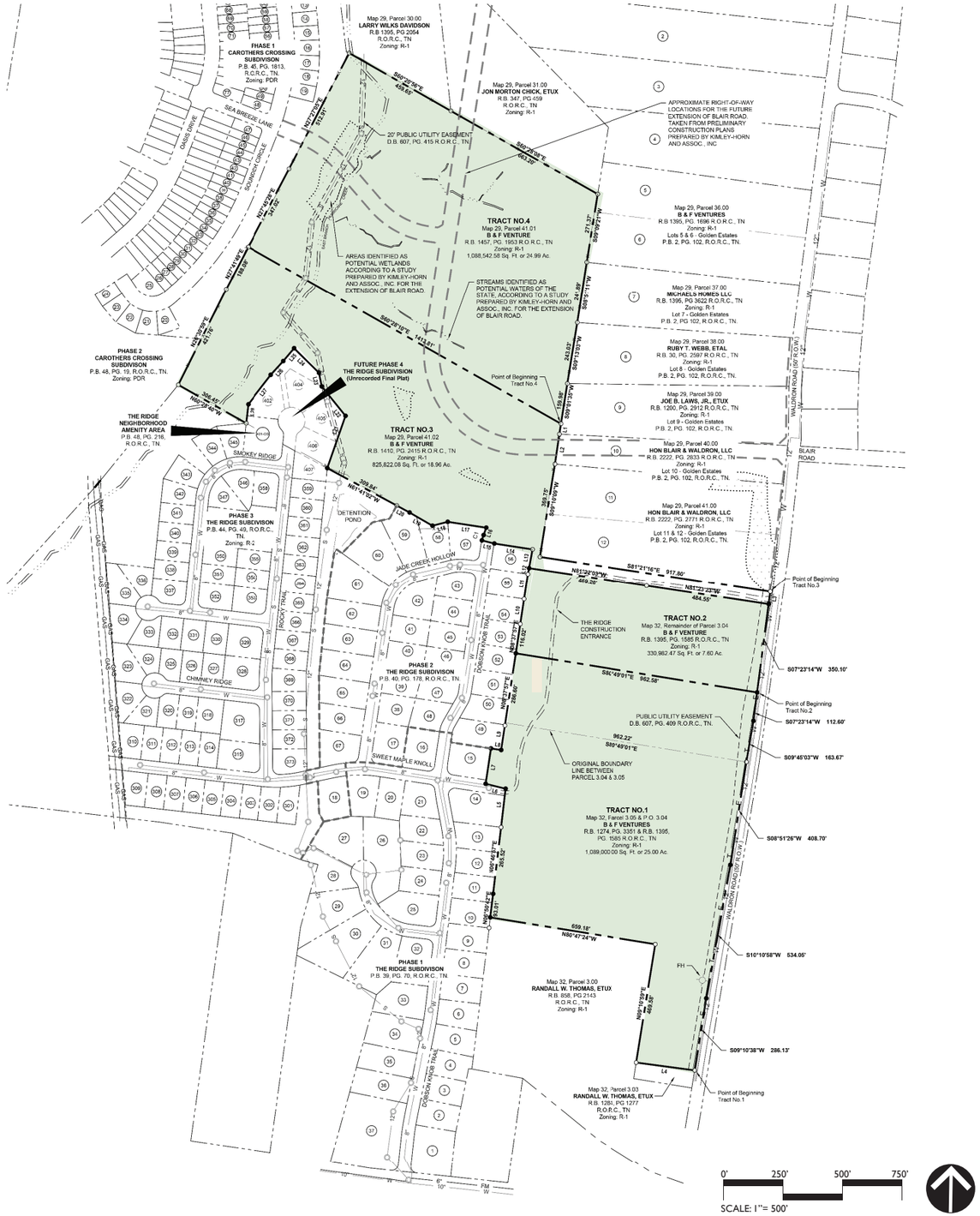

SITE SURVEY

The South Waldron Mixed Use Site is meticulously planned to harmonize with its surrounding environment while providing a high-quality aesthetic that supports retail, commercial, and community engagement. The design incorporates key architectural elements to create a welcoming and cohesive space that aligns with nearby structures, enhancing the area's overall character and appeal.

Proposed Site Work Elements:

- Massing and Scale: The building forms will be thoughtfully scaled and massed to match the context of adjacent structures, ensuring compatibility with the surrounding neighborhood.
- Awnings, Canopies, and Retail Window Openings: Ground-level retail spaces will feature awnings and canopies to add depth to the façade while providing shelter for patrons. Large retail windows will foster visibility and a welcoming ambiance, inviting pedestrian engagement and street activity.
- Vertical Masonry Columns: Vertical masonry columns between window glazing provide a rhythm and solidity to the structure, enhancing its architectural integrity and visual appeal.
- Masonry Design Consistency: Common design elements will include high-quality masonry detailing, incorporating nominal-sized bricks (not utility-sized) to ensure refined, cohesive design. This masonry approach strengthens the building's presence while promoting durability and timeless appeal.
- Main Level Windows with Clear Glazing: Large 10-foot high clear-glazed windows on the main level will increase natural light, support visual connections to the interior, and create an open and transparent atmosphere for retail spaces.
- Defined Building Entries: The entrances will be highly visible and thoughtfully defined, creating an inviting and accessible entry experience for customers and visitors.
- Dynamic Facade Design: To avoid flat facades, the buildings will feature architectural stepping and breaks that add depth and interest, promoting a varied and visually engaging streetscape. This articulation creates a human scale and ensures that the development complements the surrounding area's architectural diversity.

These design and site work elements come together to create a visually appealing, functional, and community-oriented development that enhances the local architectural landscape while supporting businesses and community interaction.

Line Table

Line #	Direction	Length
L1	S08° 58' 31"W	41.20'
L2	S08° 21' 17"W	118.97'
L3	S08° 00' 17"W	49.68'
L4	N82° 23' 01"W	231.77'
L5	N06° 41' 29"E	152.28'
L6	N76° 05' 41"W	80.86'
L7	N08° 39' 15"E	140.13'
L8	S81° 19' 11"E	40.45'
L9	N08° 37' 55"E	97.36'
L10	N08° 40' 09"E	100.00'

Line Table

Line #	Direction	Length
L11	N08° 40' 47"E	100.02'
L12	N10° 34' 07"E	24.56'
L13	N10° 34' 07"E	75.13'
L14	N81° 21' 20"W	152.03'
L15	N75° 21' 15"W	50.00'
L16	N19° 38' 48"E	30.73'
L17	N81° 21' 20"W	152.82'
L18	S75° 52' 06"W	62.10'
L19	N60° 00' 51"W	103.94'
L20	N61° 35' 37"W	57.19'

Line Table

Line #	Direction	Length
L21	N19° 12' 06"E	217.46'
L22	N38° 56' 35"W	148.60'
L23	N11° 21' 07"W	54.97'
L24	N45° 31' 30"W	137.19'
L25	S40° 12' 09"W	65.87'
L26	S42° 34' 30"W	72.93'
L27	S37° 43' 40"W	146.97'
L28	S06° 41' 10"W	74.83'

Curve Table

Curve #	Radius	Length	Chord Direction	Chord Length
C1	250.00'	21.82'	N17° 08' 47"E	21.81'

SITE SURVEY

EPco

PLANT PALETTE

OCTOBER GLORY MAPLE
Acer rubrum 'October Glory'
Fall color: Red
Deciduous Tree

WILDFIRE BLACK GUM
Nyssa sylvatica 'Wildfire'
Fall color: Red/Orange/Purple
Deciduous Tree
Bloom: White; Spring
Fruit: Black; Fall

SHUMARD OAK
Quercus shumardii
Fall color: red
Deciduous

HIGHTOWER WILLOW OAK
Quercus phellos 'QPSTA' PP13,677
Fall color: Orange/Yellow
Deciduous

RIVER BIRCH
Betula nigra
Fall color: Yellow
Deciduous

MOONGLOW SWEETBAY MAGNOLIA
Magnolia virginiana 'Jim Wilson'
Fall color: Green
Semi-Evergreen
Bloom: White; Summer

RISING SUN REDBUD
Cercis canadensis 'Rising Sun'
Fall color: Red/Orange
Deciduous
Bloom: Pink; Spring
Fruit: Dark brown pod; Winter

APPALACHIAN SPRING DOGWOOD
Cornus florida 'Appalachian Spring'
Fall color: Red/Purple
Deciduous
Bloom: White; Spring

AMERICAN HOLLY
Ilex opaca
Fall color: Green
Evergreen
Fruit: Red; Fall to Winter

GREEN GIANT ARBORVITAE
Thuja occidentalis 'Green Giant'
Fall color: Green
Evergreen

NELLIE STEVENS HOLLY
Ilex x 'Nellie R Stevens'
Fall color: Green
Evergreen Shrub
Bloom: White; Spring
Fruit: Red; Fall to Winter

EMERALD ARBORVITAE
Thuja occidentalis 'Emerald'
Fall color: Green
Evergreen Tree

SKY PENCIL JAPANESE HOLLY
Ilex crenata 'Sky Pencil'
Fall color: Green
Evergreen Shrub
Bloom: White; Spring
Fruit: Black; Fall to Winter

HOOGENDORN JAPANESE HOLLY
Ilex crenata 'Hoogendorn'
Fall color: Green
Evergreen Shrub
Bloom: White; Spring
Fruit: Black; Fall to Winter

CARISSA HOLLY
Ilex cornuta 'Carissa'
Fall color: Green
Evergreen Shrub
Bloom: White flower; Spring
Fruit: Red; Fall to Winter

SHAMROCK INKBERRY
Ilex glabra 'Shamrock'
Fall color: Green
Evergreen
Bloom: White; Spring
Fruit: Black; Winter to Spring

LITTLE LIME HYDRANGEA
Hydrangea paniculata 'Little Lime'
Fall color: Pink/Burgundy
Deciduous
Bloom: Light green; Summer

WALKERS LOW CATMINT
Nepeta x Faassenii 'Walker's Low'
Fall color: Red/Orange
Herbaceous Perennial
Bloom: Purple; Spring to Fall

OAKLEAF HYDRANGEA
Hydrangea quercifolia
Fall color: Red/Maroon
Deciduous
Bloom: White; Spring to Summer

VIRGINIA SWEETSPIRE
Itea virginica
Fall color: Red/Maroon
Deciduous
Bloom: white; Spring to Summer

ARROWWOOD VIBURNUM
Viburnum dentatum 'Arrowwood'
Fall color: Red/Orange
Deciduous
Bloom: White; Spring
Fruit: Black; Fall

CASSIAN FOUNTAIN GRASS
Pennisetum alopecuroides 'Cassian's Choice'
Fall color: Gold/Yellow
Deciduous
Bloom: Cream Pink; Summer

AUTUMN FERN
Dryopteris erythosora 'Brilliance'
Fall color: Red/Orange/Green
Evergreen

ITEM REPORT
Board of Mayor and Aldermen
Meeting Date: May 29, 2025

Item #: 7. **Resolution #2025-13** - A Resolution of the City of La Vergne Board of Mayor and Aldermen to Declare Property Owned by the City to be Surplus to the City's Needs and Directing Disposal of the Same.

Department: City Administrator

Presented By: Bruce Richardson

Item Attachments: 1. Resolution #2025-13

Summary:

This is a resolution to declare property as surplus property and direct how the property will be disposed.

Background Information:

In this resolution, we have furniture from the Codes, Engineering, and Planning Departments which were previously located at 5175 Murfreesboro Road that is no longer needed. The first set listed is in fair to good shape, and we are recommending that it be sold on GovDeals. The second set is furniture that is in poor shape and has both major and minor damage. We feel that this furniture should be disposed of as solid waste. We don't feel that it will sell on GovDeals.

Financial Summary:

It is unknown at this time as to how much revenue the city will receive when these items are sold on GovDeals.

Staff Recommendation:

Staff recommends approval.

RESOLUTION #2025-13

A RESOLUTION OF THE CITY OF LA VERGNE BOARD OF MAYOR AND ALDERMEN TO DECLARE PROPERTY OWNED BY THE CITY TO BE SURPLUS TO THE CITY'S NEEDS AND DIRECTING DISPOSAL OF THE SAME.

WHEREAS, the City of La Vergne has identified various items of city-owned property as being surplus to the needs of the city and has determined it to be in the public interest to offer them for sale or destruction.

NOW, THEREFORE, BE IT RESOLVED BY THE LA VERGNE BOARD OF MAYOR AND ALDERMEN, AS FOLLOWS:

Section 1. Property declared surplus to the needs of the city government. The following described property is hereby declared to be of low value and surplus to the needs of the city.

Item	Description	VIN / Serial Number
Codes, Planning and Engineering		
Used Office Furniture	Used office furniture including a large receptionist desk, three U-shaped desks, three L-shaped desks, eight desks, two credenzas, ten wooden file cabinets, eleven wooden bookshelves, fourteen tables of various types and sizes, twenty chairs of various types and sizes, three cubicles with extra free-standing walls, one microwave, one toaster, one oven/range, one picnic table, and one exterior bench; minor scratches and dings.	N/A

Section 2. City Administrator directed to dispose of surplus property. In compliance with Section 11.05 of the City of La Vergne Purchasing Policy (Ordinance #2023-01), the City is hereby directed to conduct a public auction for the sale of the surplus items enumerated in Section 1 of this Resolution. If said auction does not result in an acceptable bid, the City Administrator is authorized to sell any unsold items of surplus property for scrap, or at his option, have the items disposed of as solid waste.

Section 3. Property declared surplus to the needs of the city government. The following described property is hereby declared to be of low value and surplus to the needs of the city.

Item	Description	VIN / Serial Number
Public Works		
Used Office Furniture	Used office furniture. Major and minor damage or inoperable.	N/A

Section 4. City Administrator directed to dispose of surplus property. In compliance with Section 11.05 of the City of La Vergne Purchasing Policy (Ordinance #2023-01), the City Administrator is hereby authorized to allow the items enumerated in Section 3 of this Resolution to be disposed of as solid waste.

Section 5. Effective Date. This Resolution take effect immediately after its passage, the welfare of the City requiring it.

Resolved this the 3rd day of June, 2025.

CITY OF LA VERGNE, TENNESSEE

_____
Jason Cole, Mayor

ATTEST:

_____
Bruce E. Richardson, City Recorder

CITY OF LA VERGNE
GENERAL SURPLUS PROPERTY FORM

If you have any general items that are no longer needed in your department and you wish to sell them as surplus property, please use this form. If you have a vehicle, there is a separate form to fill out. Please return this form to both the Purchasing Agent and the City Administrator to have the item(s) placed on the city council agenda for approval. **Please complete all sections.**

Item Description:

Year: NA	Manufacturer: NA	Model #: NA
Serial Number: NA		
Description of Use: Used office furniture including desks, credenzas, file cabinets, bookshelves, tables chairs, cubicles, kitchen eqpt, exterior furniture		
Color: Varies	Size (L x W x H): NA	
Material: ☒ Cloth ☒ Vinyl ☐ Leather ☒ Metal ☐ Plastic ☒ Wood ☐ Rubber		

Working Condition:

☐ Operable	☐ NOT Operable	☐ Parts Only	☐ Needs Repair	☒ Unknown Condition
# of Hours:	Equipment was maintained every: Day		☐ Hours	☐ Days
Damage:	☐ Major Damage	☒ Minor Damage		
Explain Damage or Repairs Needed: Used. Minor scratches and dings				

Hazardous Material:

Could this property be a hazard for the city to sell?	☐ Yes	☒ No
If yes, should this property be sold for Scrap or Solid Waste?	☒ Scrap	☒ Solid Waste

Sale Information:

Reason property is no longer needed:	Replaced
Current Estimated Value:	Unknown
Suggested Minimum Sale Price:	Unknown
Location of Property:	5175 Murfreesboro Road, La Vergne, TN 37086
For more information, contact:	Gary Lide; glide@lavergnetn.gov, 615-287-8703

Department Information:

Your Name: Gary Lide	Department: Engineering
Signature: Gary Lide	Date: 19 MAY 2025

I.T. Department Use Only:

Inventory ID: _____ Asset Number: _____

Approved by Resolution #_____ Date: _____

Disposition of Property: ☐ Online Auction ☐ Sold for Scrap ☐ Disposed as Solid Waste

Listed for Online Auction on: _____ Date Sold: _____ Winning Bid Price: $_____

Surplus Furniture in Old Codes Building (Fair and Good Condition)

Item	Material	Color	Quality
Reception Desk	Composite	Black	Good
Storage Cabinet	Metal	Pink	Fair



Storage Cabinet
Not Pictured

Item	Material	Color	Quality
U-Shaped Desk with Cabinet	Wood	Brown Stain	Good
U-Shaped Desk with Cabinet	Wood	Brown Stain	Good

Item	Material	Color	Quality
U-Shaped Desk with Cabinet	Wood	Brown Stain	Good

Item	Material	Color	Quality
L-Shaped Desk	Wood	Brown Stain	Fair
L-Shaped Desk	Wood	Brown Stain	Good



Item	Material	Color	Quality
Desk	Wood	Brown Stain	Good
Desk	Wood	Brown Stain	Fair



Item	Material	Color	Quality
Desk	Wood	Brown Stain	Fair



Item	Material	Color	Quality
Desk	Wood	Brown Stain	Fair

Item	Material	Color	Quality
Credenza	Wood	Brown Stain	Good
Credenza	Wood	Brown Stain	Good



Item	Material	Color	Quality
Two-Drawer File Cabinet	Wood	Brown Stain	Good
Two-Drawer File Cabinet	Wood	Brown Stain	Good

Item	Material	Color	Quality
Four-Drawer File Cabinet	Wood	Brown Stain	Good
Two-Drawer File Cabinet	Wood	Brown Stain	Good
Chair	Metal	Grey	Fair



Item	Material	Color	Quality
Five-Shelf Bookshelf	Wood	Brown Stain	Good
Five-Shelf Bookshelf	Wood	Brown Stain	Good

Item	Material	Color	Quality
Five-Shelf Bookshelf	Wood	Brown Stain	Good
Desk Chair	Metal and Vinyl	Black	Good
Five-Shelf Bookshelf	Wood	Brown Stain	Good
Desk Chair	Metal and Fabric	Black	Good

Item	Material	Color	Quality
Five-Shelf Bookshelf	Wood	Brown Stain	Good
Four-Shelf Bookshelf	Composite	Brown Stain	Fair

Item	Material	Color	Quality
Desk	Wood	Natural Wood	Good
Desk	Wood	Natural Wood	Good

Item	Material	Color	Quality
Five-Drawer File Cabinet	Wood	Brown Stain	Good
Three-Drawer File Cabinet	Composite	Wood and Grey	Good

Item	Material	Color	Quality
Five-Shelf Bookshelf	Wood	Brown Stain	Good
Five-Shelf Bookshelf	Wood	Brown Stain	Good
Chair	Metal and Fabric	Grey	Fair

Item	Material	Color	Quality
L-Shaped Desk	Wood	Lt. Brown Stain	Fair

Item	Material	Color	Quality
Desk	Composite	Wood and Grey	Fair
Desk	Wood	Lt Brown Stain	Fair



Item	Material	Color	Quality
Table	Metal	Grey	Fair
Table	Woods	Brown and Black	Good



Item	Material	Color	Quality
End Table	Composite	Brown	Good
End Table	Composite	Brown	Good

Item	Material	Color	Quality
Drawing Table	Metal	White and Black	Good
Craft Table	Metal	Silver and Clear	Good



Item	Material	Color	Quality
Adjustable Height Table	Steel	Brown and Black	Good
Table	Steel	White and Grey	Fair



Item	Material	Color	Quality
Table	Metal	Brown and Black	Fair
Round Table	Wood	Brown Stain	Good
End Table	Wood	Brown Stain	Good



Item	Material	Color	Quality
Table	Composite	White	Fair
Bar Stool	Woodand Fabric	White	Fair
Bar Stool	Woodand Fabric	White	Fair



Item	Material	Color	Quality
Desk	Metal	White and Grey	Fair

Item	Material	Color	Quality
Chair	Metal and Fabric	Grey	Fair
Chair	Metal and Fabric	Grey	Fair

Item	Material	Color	Quality
Two-Drawer File Cabinet	Metal	White	Fair



Item	Material	Color	Quality
Desk Chair	Metal and Vinyl	Black	Good
Desk Chair	Plastic and Vinyl	Black	Fair
Desk Chair	Wood and Vinyl	Burgundy	Good



Item	Material	Color	Quality
Desk Chair	Metal and Vinyl	Black	Good

Item	Material	Color	Quality
Table	Composite	White	Fair
Table	Composite	White	Fair
Storage Cabinet	Metal	Black	Fair



Item	Material	Color	Quality
Four-Drawer File Cabinet	Metal	White	Fair
Chair	Metal and Fabric	Grey	Fair

Item	Material	Color	Quality
Table	Composite	White	Fair
Two-Drawer File Cabinet	Metal	White	Fair
Four-Shelf Book Shelf	Wood	Brown Stain	Fair

Item	Material	Color	Quality
Chair	Metal and Fabric	Grey	Fair
Chair	Metal and Fabric	Grey	Fair
Four-Drawer File Cabinet	Metal	White	Fair
Four-Drawer File Cabinet	Metal	White	Fair

Item	Material	Color	Quality
Cubicle	Metal and Fabric	Grey and Black	Good
Cubicle	Metal and Fabric	Grey and Black	Good

Item	Material	Color	Quality
Cubicle	Metal and Fabric	Grey and Black	Fair
Free-standing Cubicle Walls	Metal and Fabric	Grey and White	Fair

Item	Material	Color	Quality
Cubicle	Metal and Fabric	Grey and Blue	Fair
Cubicle	Metal and Fabric	Grey and Blue	Fair

Item	Material	Color	Quality
Desk Chair	Metal and Vinyl	Black	Fair
Desk Chair	Plastic and Vinyl	Black	Fair
Chair	Metal and Fabric	Grey	Fair
Chair	Metal and Fabric	Grey	Fair
Chair	Metal and Fabric	Grey	Fair





Item	Material	Color	Quality
Two-Drawer File Cabinets (2)	Metal	White	Fair
Two-Drawer File Cabinet	Wood	Brown Stain	Fair
Five-Shelf Bookshelf	Wood	Brown Stain	Fair
Bookshelf/Console	Wood	Brown Stain	Fair



Item	Material	Color	Quality
Four-Drawer File Cabinet	Metal	White	Fair
Four-Drawer File Cabinet	Metal	White	Fair
Four-Drawer File Cabinet	Metal	White	Fair

Item	Material	Color	Quality
Four-Drawer File Cabinet	Metal	White	Fair
Two-Drawer File Cabinet	Wood	Brown Stain	Fair
Four-Drawer File Cabinet	Wood	Brown Stain	Fair
Two-Drawer File Cabinet	Metal	White	Fair

Item	Material	Color	Quality
Microwave	Metal	Silver	Fair
Toaster	Metal	Silver	Fair
Range/Oven	Metal	Almond	Fair

Item	Material	Color	Quality
Picnic Table	Metal	Silver	Fair
Exterior Bench	Metal	Silver	Fair

CITY OF LA VERGNE
GENERAL SURPLUS PROPERTY FORM

If you have any general items that are no longer needed in your department and you wish to sell them as surplus property, please use this form. If you have a vehicle, there is a separate form to fill out. Please return this form to both the Purchasing Agent and the City Administrator to have the item(s) placed on the city council agenda for approval. **Please complete all sections.**

Item Description:

Year: NA	Manufacturer: NA	Model #: NA
Serial Number: NA		
Description of Use: Used office furniture		
Color: Varies	Size (L x W x H): NA	
Material: ☒ Cloth ☒ Vinyl ☐ Leather ☒ Metal ☐ Plastic ☒ Wood ☐ Rubber		

Working Condition:

☐ Operable	☐ NOT Operable	☐ Parts Only	☒ Needs Repair	☒ Unknown Condition
# of Hours:	Equipment was maintained every:		☐ Hours	☐ Days
Damage:	☒ Major Damage		☒ Minor Damage	
Explain Damage or Repairs Needed: Used. Recommended for scrap				

Hazardous Material:

Could this property be a hazard for the city to sell?	☐ Yes	☒ No
If yes, should this property be sold for Scrap or Solid Waste?	☐ Scrap	☐ Solid Waste

Sale Information:

Reason property is no longer needed:	Replaced
Current Estimated Value:	Unknown
Suggested Minimum Sale Price:	Unknown
Location of Property:	5175 Murfreesboro Road, La Vergne, TN 37086
For more information, contact:	Gary Lide; glide@lavergnetn.gov, 615-287-8703

Department Information:

Your Name: Gary Lide	Department: Engineering
Signature: Gary Lide	Date: 19 MAY 2025

I.T. Department Use Only:

Inventory ID: _____ Asset Number: _____

Approved by Resolution #_____ Date: _____

Disposition of Property: ☐ Online Auction ☐ Sold for Scrap ☐ Disposed as Solid Waste

Listed for Online Auction on: _____ Date Sold: _____ Winning Bid Price: $_____

Surplus Furniture in Old Codes Building (Poor Condition)

Item	Material	Color	Quality
Desk (Partial)	Wood	Brown Stain	Poor
Desk	Wood	Brown Stain	Poor



Item	Material	Color	Quality
Five-Shelf Bookshelf	Wood	Brown Stain	Poor
Desk	Wood	Lt. Brown Stain	Poor



Item	Material	Color	Quality
Two-Drawer File Cabinet	Wood	Brown Stain	Poor
Chest of Drawers	Wood	Brown Stain	Poor



Item	Material	Color	Quality
Two-Drawer File Cabinet	Metal	White	Poor

Item	Material	Color	Quality
Chair	Wood and Fabric	Grey	Poor
Desk Chair	Plastic and Vinyl	Black	Poor

Item	Material	Color	Quality
Cubicle	Metal and Fabric	Grey and Blue	Poor
Cubicle	Metal and Fabric	Grey and Blue	Poor

Item	Material	Color	Quality
Three-Drawer File Cabinet	Metal	White	Poor
Sofa	Vinyl	Red	Poor
Sofa	Vinyl	Black	Poor

Item	Material	Color	Quality
Microwave	Metal	Black and Silver	Poor
Refrigerator	Metal	Black	Poor

ITEM REPORT
Board of Mayor and Aldermen
Meeting Date: May 29, 2025

Item #: 8.A. Beautification and Arts Advisory Committee. (One term is vacant.)

Department: City Administrator

Presented By: Bruce Richardson

Item Attachments: None

Summary:

This is an item regarding two terms on the Beautification and Arts Advisory Committee that expire soon.

Background Information:

Beautification and Arts Advisory Committee Appointed by Mayor; Confirmed by Council - 4 Year Terms		
Name	**Appointed**	**Term Expires**
Kara Hobbs - Alderman - Chairman	December 2022	Term of Office
Daffany Baker	March 2023	April 30, 2029
Ashley Bruley	March 2025	April 30, 2029
Anne Marie Carter	December 2022	April 30, 2026
Tabatha Howard	May 2022	April 30, 2027
Vacant (Laura Ward)		April 30, 2028
Dianne Zahnle	May 2022	April 30, 2026

We have one vacant position due to the resignation of Laura Ward. We have started advertising this vacancy on Channel 3 and Social Media, but we have not received any applications at this time.

If we do not have any applications by the meeting on Tuesday, June 3, 2025, this item will be removed from the agenda.

Financial Summary:

N/A

Staff Recommendation:

N/A