WORKSHOP AGENDA

Board of Mayor and Aldermen

June 27, 2024 @ 6:30 PM

- Call meeting to order.
- Determine quorum.
- Prayer by Alderman Hobbs.
- Pledge of Allegiance by Mayor Cole.

ORDER OF BUSINESS

1. Approve Minutes: May 30, 2024 Workshop, June 4, 2024 Public Hearing and June 4, 2024 Regular Meeting.

2. Public Comment Period.

3. Department Reports:
   A. Police Department
   B. Fire Department
   C. Parks & Recreation Department
   D. Library
   E. Finance Department
   F. Water Treatment Plant

OLD BUSINESS

4. Second Reading - **Ordinance #2024-08** - An Ordinance to Amend Title 20, Chapter 2, Section 20-204(13) of the La Vergne Municipal Code Regarding Park Hours.

5. Second Reading - **Ordinance #2024-09** - An Ordinance to Amend the La Vergne Municipal Code by Deleting Title 2, Chapter 3 - Senior Citizens Advisory Committee.

6. Second Reading - **Ordinance #2024-10** - An Ordinance to Amend Title 18, Chapter 4, Section 18-406 of the La Vergne Municipal Code Regarding Service Connect Fees.

7. Second Reading - **Ordinance #2024-11** - An Ordinance to Amend the Fiscal Year 2023-2024 General Fund Budget.

CONSENT AGENDA (All items under the Consent Agenda are deemed to be non-controversial and routine in nature by the governing body. They will be approved by one motion of the governing body. The items on the Consent Agenda will not be discussed.)

8. Consent Agenda Items

A. Approve or Reject City Bids and Purchases:

1. OMNIA Partners Contract Purchase - Resurface Lake Forest Playground.
2. OMNIA Partners Contract Purchase - Mankin Park Rehabilitation.

B. Approve Amendment #1 to the Grant Contract with the State of Tennessee Department of Commerce and Insurance for the Tennessee Law Enforcement Hiring, Training and Recruitment Program.

C. Approve Change Order #3 with Baron Construction, LLC for the Public Works and Community Development Services Facility.

D. Approve Memorandum of Understanding with Motlow State Community College for Advanced Emergency Medical Technician Training.

E. Approve Paving of the Parks & Recreation Building Drives and Parking.

F. Approve Rehab of Veterans Memorial Park Walking Trail.

G. Authorize the Mayor to Execute a Subdivision Participation and Release Form to Participate in the Kroger Opioid Settlement.

H. Approve Contract with the Regional Transportation Authority for the Provision of Commuter Bus Service between Nashville/Davidson County and the City of La Vergne.

I. Approve Amendment #2 to the Agreement for Engineering Services with CTI Engineers, Inc. for the Waldron Road Sewer Assessment Zone Project.

NEW BUSINESS

9. First Reading - **Ordinance #2024-12** - An Ordinance Adopting and Enacting a Codification and Revision of the Ordinances of the City of La Vergne, Tennessee; Providing for the Repeal of Certain Ordinances not Included Therein; Providing a Penalty for the Violation Thereof; Providing for the Manner of Amending such Code; and Providing When such Code and this Ordinance Shall Become Effective.

10. **Resolution #2024-18** - A Resolution of the City of La Vergne Board of Mayor and Aldermen to Declare Property Owned by the City to be Surplus to the City's Needs and Directing Disposal of the Same.

11. **Resolution #2024-19** - A Resolution to Write Off Uncollectible Property Tax Accounts.

12. Motion to Approve an Agreement with Box 55 Association for Rehabilitation Services for La Vergne Fire and Police.

13. Appoint or Remove Board / Committee Members:

A. Beautification and Arts Advisory Committee. (One term is vacant.)

B. Parks and Recreation Advisory Committee. (One term is vacant.)

MAYOR / ALDERMEN COMMENTS

ADJOURN

MINUTES OF THE REGULAR WORKSHOP OF THE BOARD OF MAYOR AND ALDERMEN OF THE CITY OF LA VERGNE, TENNESSEE HELD ON MAY 30, 2024, AT LA VERGNE CITY HALL, LA VERGNE, TENNESSEE.

CALL TO ORDER

The May 30, 2024 regular workshop of the Board of Mayor and Aldermen of the City of La Vergne, Tennessee was called to order at 6:30 p.m. at La Vergne City Hall by Mayor Jason Cole.

BOARD MEMBERS PRESENT

Members present: Mayor Jason Cole, Vice-Mayor Steve Noe, Alderman Carol Haas, Alderman Kara Hobbs, and Alderman Dennis Waldron.

Mayor Cole stated that the prayer would be led by Alderman Haas and that Alderman Waldron would lead the Pledge of Allegiance at the Regular Meeting on June 4, 2024.

ORDER OF BUSINESS

1. Approve Minutes: May 2, 2024 Workshop, May 7, 2024 Regular Meeting,

No action was taken.

2. Presentations:
A. Citizen Commendation Award – James Snyder (Meeting only)

No action was taken.

3. Public Comment Period.

No one spoke.

4. Department Reports:
A. Police Department.
B. Fire Department.
C. Parks & Recreation Department.
D. Library.
E. Finance Department.
F. Water Treatment Plant.

Department reports will be given at the June 4, 2024 regular meeting. No action was taken.

OLD BUSINESS

5. Second Reading - Ordinance #2024-06 - An Ordinance of the City of La Vergne, Tennessee, Adopting the Annual Budget and Tax Rate for the Fiscal Year Beginning July 1, 2024 through June 30, 2025. (A public hearing will be held on Tuesday, June 4, 2024 at 6:30 p.m.)

Mayor Cole explained the ordinance.

No action was taken.

6. Second Reading - Ordinance #2024-07 - An Ordinance to Amend the Fiscal Year 2023-2024 Equitable Sharing Fund Budget.

Mayor Cole explained the ordinance.

No action was taken.

CONSENT AGENDA

7. Consent Agenda Items:

A. Approve or Reject City Bids and Purchases:

1. **Request for Qualifications – Storm Water Monitoring Consultant.**
2. **BuyBoard Contract Purchase – Ballistic Vests for the Police Department.**
3. **Sourcewell Contract Purchase – Office Supplies, Breakroom Supplies and Furniture from Staples.**
4. **Sourcewell Contract Purchase – Generator Maintenance.**

B. Approve Annual Renewal of the Smarsh Service Agreement.

C. Approve Public Entity Partners (PEP) Insurance Renewal for FY 2024-2025.

D. Approve Annual Contract with TDOT for the Maintenance of Murfreesboro Road.

E. Approve a Contract from Kimley-Horn Engineering for Professional Asset Management Services.

F. Approve Change Order No. 5 with Romach Construction Company for the Construction of the New Fire Station #41 / Headquarters.

G. Approve Quote from Tyler Technologies for the Enterprise Permitting and Licensing Decision Engine Module.

H. Approve Quote from Tyler Technologies to Use Tyler Payments as the Credit Card Processor for the EnerGov Permitting System.

Mayor Cole explained each item.

No action was taken.

NEW BUSINESS

8. First Reading - Ordinance #2024-08 - An Ordinance to Amend Title 20, Chapter 2, Section 20-204(13) of the La Vergne Municipal Code Regarding Park Hours.

Mayor Cole explained the ordinance.

No action was taken.

9. First Reading - Ordinance #2024-09 - An Ordinance to Amend the La Vergne Municipal Code by Deleting Title 2, Chapter 3 - Senior Citizens Advisory Committee.

Mayor Cole explained the ordinance.

No action was taken.

10. First Reading - Ordinance #2024-10 - An Ordinance to Amend Title 18, Chapter 4, Section 18-406 of the La Vergne Municipal Code Regarding Service Connect Fees.

Mayor Cole explained the ordinance.

Vice-Mayor Noe asked about the resolution and the water billing cycle. A discussion ensued.

No action was taken.

11. First Reading - Ordinance #2024-11 - An Ordinance to Amend the Fiscal Year 2023-2024 General Fund Budget.

Mayor Cole explained the ordinance.

No action was taken.

12. Resolution #2024-15 - A Resolution of the City of La Vergne to Appropriate Funds to Nonprofit Organizations for Fiscal Year 2024-2025.

Mayor Cole explained the resolution.
.
No action was taken.

13. Resolution #2024-16 - A Resolution to Accept Section 2 of the Finch Branch Subdivision. (Received a favorable recommendation from the Planning Commission on May 28, 2024.)

Mayor Cole explained the resolution.

No action was taken.

14. Resolution #2024-17 - A Resolution to Name the New Fire Station #41 / Headquarters in Honor of Richard "Ricky" McCormick.

Mayor Cole explained the resolution.

No action was taken.

15. Motion to Approve an Amended and Restated Water Operation and Maintenance Agreement with Inframark, LLC.

Mayor Cole explained the item.

No action was taken.

16. Appoint or Remove Board / Committee Members:

A. Beautification and Arts Advisory Committee. (One term is vacant) Mayor Cole spoke about the committee and vacancy.

B. Economic Development Advisory Committee. (One term is vacant) Mayor Cole spoke about the committee and the vacancy.

C. Local Emergency Planning Committee. (One term is vacant.) Mayor Cole spoke about the committee and vacancy.

D. Parks and Recreation Advisory Committee. (One term is vacant.) Mayor Cole spoke about the committee and vacancy.

No action was taken.

MAYOR / ALDERMEN COMMENTS

Alderman Waldron spoke about the water bill usage. He reminded everyone to check on

their pets and the elderly.

Alderman Hobbs congratulated Chief Moews on the drug bust. She reminded everyone that the library is having its Summer Reading kick-off this coming Saturday.

Alderman Haas thanked Parks and Recreation for the Touch-A-Truck and Block-Party events.

Vice-Mayor Noe thanked all departments. He also thanked Mayor Cole and Juliet Williams.

Mayor Cole thanked the Streets Department and contractors for helping with the road closure and paving. He thanked Parks and Recreation and the Police Department. He reminded everyone about the Independence Day Celebration coming up.

ADJOURNMENT

There being no further business, Mayor Cole declared the workshop adjourned at 6:57 p.m.

_____
Mayor

_____
City Recorder

Approved: _____

MINUTES OF THE PUBLIC HEARING OF THE BOARD OF MAYOR AND ALDERMEN OF THE CITY OF LA VERGNE, TENNESSEE HELD ON JUNE 4, 2024, AT LA VERGNE CITY HALL, LA VERGNE, TENNESSEE.

Call to Order

The June 4, 2024 Public Hearing of the Board of Mayor and Aldermen of the City of La Vergne, Tennessee was called to order at 6:30 p.m. at La Vergne City Hall by Mayor Jason Cole.

Board Members Present

Members present: Mayor Jason Cole, Vice-Mayor Steve Noe, Alderman Carol Haas, and Alderman Dennis Waldron. Alderman Kara Hobbs was absent.

ORDER OF BUSINESS

1. **Ordinance #2024-06 - An Ordinance of the City of La Vergne, Tennessee, Adopting the Annual Budget and Tax Rate for the Fiscal Year Beginning July 1, 2024 through June 30, 2025.**

No one spoke.

ADJOURNMENT

Mayor Cole declared the public hearing adjourned at 6:32 p.m.

_____
Mayor

_____
City Recorder

Approved: _____

MINUTES OF THE REGULAR MEETING OF THE BOARD OF MAYOR AND ALDERMEN OF THE CITY OF LA VERGNE, TENNESSEE HELD ON JUNE 4, 2024, AT LA VERGNE CITY HALL, LA VERGNE, TENNESSEE.

CALL TO ORDER

The June 4, 2024 regular meeting of the Board of Mayor and Aldermen of the City of La Vergne, Tennessee was called to order at 7:00 p.m. at La Vergne City Hall by Mayor Jason Cole.

BOARD MEMBERS PRESENT

Members present: Mayor Jason Cole, Vice-Mayor Steve Noe, Alderman Carol Haas, and Alderman Dennis Waldron. Alderman Kara Hobbs was absent.

A Flag Ceremony and Presentation of Colors was led by the La Vergne Fire Department Honor Guard.

A prayer was led by Alderman Haas. The Pledge of Allegiance was led by Alderman Waldron.

ORDER OF BUSINESS

1. Approve Minutes: May 2, 2024 Workshop, and May 7, 2024 Regular Meeting,

A motion, made by Alderman Haas, seconded by Alderman Hobbs, to approve the minutes of the May 2, 2024 Workshop and the May 7, 2024 Regular Meeting, was adopted with all voting AYE, except Alderman Waldron, who voted NO.

2. Presentations:

A. Citizen Commendation Award - James Snyder. Chief Moews presented the award to Mr. James Snyder.

3. Public Comment Period.

No one spoke.

4. Department Reports:

A. Police Department. Police Chief Christopher Moews gave the report for the Police Department.

B. Fire Department. Fire Chief Ronny Beasley gave the report for the Fire Department.

C. Parks & Recreation Department. Mr. David McGowen gave the report for the Parks & Recreation Department.

D. Library. Ms. Donna Bebout gave the report for the Library.

E. Finance Department. Ms. Danielle Brown gave the report for the Finance Department.

F. Water Treatment Plant. Mr. Danny Campbell gave the report for the Water Treatment Plant.

OLD BUSINESS

5. Second Reading - Ordinance #2024-06 - An Ordinance of the City of La Vergne, Tennessee, Adopting the Annual Budget and Tax Rate for the Fiscal Year Beginning July 1, 2024 through June 30, 2025.

A motion was made by Alderman Haas, seconded by Vice-Mayor Noe, to approve Ordinance #2024-06 on second reading, was adopted following a roll-call vote.

Alderman Waldron	NO
Alderman Haas	AYE
Vice-Mayor Noe	AYE
Mayor Cole	AYE

6. Second Reading - Ordinance #2024-07 - An Ordinance to Amend the Fiscal Year 2023-2024 Equitable Sharing Fund Budget.

A motion was made by Vice-Mayor Noe, seconded by Alderman Haas, to approve Ordinance #2024-07 on second reading, was adopted following a roll-call vote.

Alderman Waldron	YES
Alderman Haas	AYE
Vice-Mayor Noe	AYE
Mayor Cole	AYE

CONSENT AGENDA

7. Consent Agenda Items:

A. Approve or Reject City Bids and Purchases:

1. **Request for Qualifications – Storm Water Monitoring Consultant.**
2. **BuyBoard Contract Purchase – Ballistic Vests for the Police**

Department.

3. **Sourcewell Contract Purchase – Office Supplies, Breakroom Supplies and Furniture from Staples.**
4. **Sourcewell Contract Purchase – Generator Maintenance.**

B. **Approve Annual Renewal of the Smarsh Service Agreement.**
C. **Approve Public Entity Partners (PEP) Insurance Renewal for FY 2024-2025.**
D. **Approve Annual Contract with TDOT for the Maintenance of Murfreesboro Road.**
E. **Approve a Contract from Kimley-Horn Engineering for Professional Asset Management Services.**
F. **Approve Change Order No. 5 with Romach Construction Company for the Construction of the New Fire Station #41 / Headquarters.**
G. **Approve Quote from Tyler Technologies for the Enterprise Permitting and Licensing Decision Engine Module.**
H. **Approve Quote from Tyler Technologies to Use Tyler Payments as the Credit Card Processor for the EnerGov Permitting System.**

A motion was made by Alderman Haas, seconded by Mayor Cole, to approve the consent agenda as recommended, was adopted with all voting AYE.

NEW BUSINESS

8. First Reading - Ordinance #2024-08 - An Ordinance to Amend Title 20, Chapter 2, Section 20-204(13) of the La Vergne Municipal Code Regarding Park Hours.

A motion made by Mayor Cole, seconded by Alderman Haas, to approve Ordinance #2024-08 on first reading, was adopted following a roll-call vote.

Alderman Waldron	AYE
Alderman Haas	AYE
Vice-Mayor Noe	AYE

9. First Reading - Ordinance #2024-09 - An Ordinance to Amend the La Vergne Municipal Code by Deleting Title 2, Chapter 3 - Senior Citizens Advisory Committee.

A motion was made by Alderman Haas, seconded by Vice-Mayor Noe to approve Ordinance #2024-09.

Vice-Mayor Noe stated that he would miss the Senior Citizens Advisory Committee.

The motion was approved following a roll-call vote.

Alderman Waldron	NO
Alderman Haas	AYE
Vice-Mayor Noe	AYE
Mayor Cole	AYE

10. First Reading - Ordinance #2024-10 - An Ordinance to Amend Title 18, Chapter 4, Section 18-406 of the La Vergne Municipal Code Regarding Service Connect Fees.

A motion, made by Mayor Cole, seconded by Alderman Haas, to approve Ordinance #2024-10, was adopted following a roll-call vote.

Alderman Waldron	AYE
Alderman Haas	AYE
Vice-Mayor Noe	AYE

11. First Reading - Ordinance #2024-11 - An Ordinance to Amend the Fiscal Year 2023-2024 General Fund Budget.

A motion, made by Vice-Mayor Noe, seconded by Alderman Haas, to approve Ordinance #2024-11, was adopted following a roll-call vote.

Alderman Waldron	AYE
Alderman Haas	AYE
Vice-Mayor Noe	AYE

12. Resolution #2024-15 - A Resolution of the City of La Vergne to Appropriate Funds to Nonprofit Organizations for Fiscal Year 2024-2025.

A motion, made by Alderman Haas, seconded by Vice-Mayor Noe, to approve Resolution #2024-15, was adopted following a roll-call vote.

Alderman Waldron	NO
Alderman Haas	AYE
Vice-Mayor Noe	AYE
Mayor Cole	AYE

13. Resolution #2024-16 - A Resolution to Accept Section 2 of the Finch Branch Subdivision. (Received a favorable recommendation from the Planning Commission on May 28, 2024.)

A motion, made by Mayor Cole, seconded by Alderman Haas, to approve Resolution #2024-16, was adopted following a roll-call vote.

Alderman Waldron	AYE
Alderman Haas	AYE
Vice-Mayor Noe	AYE
Mayor Cole	AYE

14. Resolution #2024-17 - A Resolution to Name the New Fire Station #41 / Headquarters in Honor of Richard "Ricky" McCormick.

A motion, made by Mayor Cole, seconded by Vice-Mayor Noe, to approve Resolution #2024-17, was adopted following a roll-call vote.

Alderman Waldron	AYE
Alderman Haas	AYE
Vice-Mayor Noe	YES
Mayor Cole	YES

15. Motion to Approve an Amended and Restated Water Operation and Maintenance Agreement with Inframark, LLC.

A motion, made by Alderman Haas, seconded by Vice-Mayor Noe, to approve the amended and restated water operation and maintenance agreement with Inframark, LLC, was adopted with a roll-call vote.

Alderman Waldron	AYE
Alderman Hobbs	AYE
Alderman Haas	AYE
Vice-Mayor Noe	AYE

16. Appoint or Remove Board / Committee Members:

A. Economic Development Advisory Committee. Mayor Cole appointed Eric Tuttobene and Tabatha Howard to the Economic Development Advisory Committee. The board confirmed the appointment with all voting AYE.

B. Local Emergency Planning Committee. Mayor Cole appointed Finance Director Danielle Brown to the Local Emergency Planning Committee. The Board confirmed the appointment with all voting AYE.

MAYOR / ALDERMEN COMMENTS

Alderman Waldron reminded everyone to check on their pets and the elderly.

Alderman Haas reminded everyone to stay safe.

Vice-Mayor Noe made comments about social media posts about events in the community. He spoke about the upcoming Library events and Touch-a-Truck event.

Mayor Cole reminded everyone about the upcoming Independence Day celebration. He thanked staff for working on the new budget and working hard to pass it.

ADJOURNMENT

There being no further business, Mayor Cole declared the meeting adjourned at 7:33 p.m.

_____
Mayor

_____
City Recorder

Approved: _____

ITEM REPORT
Board of Mayor and Aldermen
Meeting Date: June 27, 2024

Item #: 4. Second Reading - **Ordinance #2024-08** - An Ordinance to Amend Title 20, Chapter 2, Section 20-204(13) of the La Vergne Municipal Code Regarding Park Hours.

Department: Parks & Recreation

Presented By: David McGowen

Item Attachments: 1. Ordinance #2024-08

Summary:

This is an ordinance to amend the section in the municipal code regarding park hours.

Background Information:

Section 20-204(13) of the La Vergne Municipal Code currently states that park hours are as follows: "*Hours.* No person shall under any circumstances enter for the purpose of remaining therein or remain in any park between the hours of 11:00 P.M. and 6:00 A.M. without general or special permission from the department."

Most of our city parks do not have adequate lighting and due to safety concerns, the hours need to be changed so that parks are closed after dark. The proposed language gives a generic time frame of park hours from dawn until dusk, but allows for the Parks & Recreation Department to establish and post different hours for all parks, greenways or other recreation areas when it is appropriate. The revised section also gives the Parks & Recreation Department and the Police Department the authority to close a park or a portion of a park at any time in case of emergency. It also states that it shall be unlawful for any person to be in any city park without general or special permission from the department.

Since there is adequate lighting at Veterans Memorial Park, the Parks & Recreation Department will post park hours for that park. The proposed hours of operation for that park will be from Dawn until 10:00 p.m.

Financial Summary:

There is no financial impact for this amendment.

Staff Recommendation:

Staff recommends approval.

ORDINANCE #2024-08

AN ORDINANCE TO AMEND TITLE 20, CHAPTER 2, SECTION 20-204(13) OF THE LA VERGNE MUNICIPAL CODE REGARDING PARK HOURS.

BE IT ORDAINED by the Board of Mayor and Aldermen of the City of La Vergne, Tennessee that:

SECTION I. Title 20, Chapter 2, Section 20-204(13) of the La Vergne Municipal Code is hereby amended to read as follows:

(13) *Park hours.* In general, park hours shall be from dawn until dusk for all city parks. The department may establish and post different hours for all parks, greenways or other recreation areas, when and where it is deemed appropriate. The department or the La Vergne Police Department shall have full authority to close any park or part of any park at any time in case of emergency or where circumstances require it in order to protect the public and / or park facilities. It shall be unlawful for any person to be in any city park outside of park hours without general or special permission from the department.

SECTION II. Each section, subsection, paragraph, sentence and clause of this ordinance is hereby declared to be separable and severable. The validity of any section, subsection, paragraph, sentence or clause shall not be effected by the invalidity of any other portion of this ordinance, and only any portion declared to be invalid by a court of competent jurisdiction shall be deleted herefrom.

SECTION III. This Ordinance shall take effect upon publication after its final passage in a newspaper of general circulation, the public welfare requiring it.

LEGAL STATUS PROVISIONS

Approved by the Mayor and Board of Aldermen:

_____
1st Reading

_____
Jason Cole, Mayor

_____
2nd Reading

ATTEST:

_____
Bruce E. Richardson, City Recorder

Published in the Murfreesboro Post on _____.

ITEM REPORT
Board of Mayor and Aldermen
Meeting Date: June 27, 2024

Item #: 5. Second Reading - **Ordinance #2024-09** - An Ordinance to Amend the La Vergne Municipal Code by Deleting Title 2, Chapter 3 - Senior Citizens Advisory Committee.

Department: Parks & Recreation

Presented By: David McGowen

Item Attachments: 1. Ordinance #2024-09

Summary:

This is an Ordinance to amend the La Vergne Municipal Code that pertains to the Senior Citizens Advisory Committee.

Background Information:

This Ordinance will disband the current Senior Citizens Advisory Committee. With FiftyForward taking over the management of the Senior Center, the Senior Citizens Advisory Committee is no longer needed. FiftyForward will establish their own committee.

Financial Summary:

There is no financial impact.

Staff Recommendation:

Staff recommends approval.

ORDINANCE #2024-09

AN ORDINANCE TO AMEND THE LA VERGNE MUNICIPAL CODE BY DELETING TITLE 2, CHAPTER 3 - SENIOR CITIZENS ADVISORY COMMITTEE.

BE IT ORDAINED by the Board of Mayor and Aldermen of the City of La Vergne, Tennessee that:

SECTION I. Title 2, Chapter 3 of the La Vergne Municipal Code entitled "Senior Citizens Advisory Committee" be deleted in its entirety.

SECTION II. Each section, subsection, paragraph, sentence and clause of this ordinance is hereby declared to be separable and severable. The validity of any section, subsection, paragraph, sentence or clause shall not be effected by the invalidity of any other portion of this ordinance, and only any portion declared to be invalid by a court of competent jurisdiction shall be deleted herefrom.

SECTION III. That this Ordinance take effect forthwith upon its final passage, the public welfare requiring it.

LEGAL STATUS PROVISIONS

Approved by the Mayor and Board of Aldermen: _____
1st Reading

_____ _____
Jason Cole, Mayor 2nd Reading

ATTEST:

_____
Bruce E. Richardson, City Recorder

Published in the Murfreesboro Post on _____.

ITEM REPORT
Board of Mayor and Aldermen
Meeting Date: June 27, 2024

Item #: 6. Second Reading - **Ordinance #2024-10** - An Ordinance to Amend Title 18, Chapter 4, Section 18-406 of the La Vergne Municipal Code Regarding Service Connect Fees.

Department: Water Billing

Presented By: Kyle Brown

Item Attachments: 1. Ordinance #2024-10

Summary:

This is an ordinance to amend the section in the Municipal Code regarding service connect fees and more particularly, reconnect fees.

Background Information:

The second paragraph of Section 18-406 currently reads as follows: "In the event service is disconnected for nonpayment of a re-connect fee, as set forth in the fee schedule adopted with the annual budget will be required for reconnection. Requests for reconnection made after 10:00 P.M. will not be considered until after 8:00 A.M. the next business day."

The proposed language is as follows: "In the event service is disconnected for nonpayment, a reconnect fee, as set forth in the fee schedule, will be required for reconnection. Requests for reconnection made after the time specified in the fee schedule will not be considered until after 8:00 A.M. the next business day."

We have previously established two types of reconnect fees. One is during regular business hours and the other is after business hours. In the municipal code, the cutoff time for after-hours reconnections was 10:00 p.m., but in practice the cutoff time for reconnects has been 8:00 p.m. for many years. This amendment removes the specific time from the municipal code and places it in the fee schedule. The proposed time in the fee schedule is 8:00 p.m.

In the original language, there was also a mistake with how it was worded. This paragraph

establishes the reconnect fee - not the nonpayment of a reconnect fee, so the revised language fixes that error.

Financial Summary:

There is no financial impact with this amendment.

Staff Recommendation:

Staff recommends approval.

ORDINANCE #2024-10

AN ORDINANCE TO AMEND TITLE 18, CHAPTER 4, SECTION 18-406 OF THE LA VERGNE MUNICIPAL CODE REGARDING SERVICE CONNECT FEES.

BE IT ORDAINED by the Board of Mayor and Aldermen of the City of La Vergne, Tennessee that:

SECTION I. Title 18, Chapter 4, Section 18-406 of the La Vergne Municipal Code is hereby amended to read as follows:

Sec. 18-406. Service connect fee.

A non-refundable service connect fee shall be paid by each customer to initiate water service. A residential customer who initiates a new connection shall pay a non-refundable service connect fee as set forth in the fee schedule. All subsequent residential customers at the same location shall pay a non-refundable service connect fee as set forth in the fee schedule. A commercial or industrial customer who initiates a new connection shall pay a non-refundable service connect fee as set forth in the fee schedule. All subsequent commercial or industrial customers at the same location shall pay a non-refundable service connect fee as set forth in the fee schedule.

In the event service is disconnected for nonpayment, a reconnect fee, as set forth in the fee schedule, will be required for reconnection. Requests for reconnection made after the time specified in the fee schedule will not be considered until after 8:00 A.M. the next business day.

SECTION II. Each section, subsection, paragraph, sentence and clause of this ordinance is hereby declared to be separable and severable. The validity of any section, subsection, paragraph, sentence or clause shall not be effected by the invalidity of any other portion of this ordinance, and only any portion declared to be invalid by a court of competent jurisdiction shall be deleted herefrom.

SECTION III. This Ordinance shall take effect upon publication after its final passage in a newspaper of general circulation, the public welfare requiring it.

LEGAL STATUS PROVISIONS

Approved by the Mayor and Board of Aldermen: _____
1st Reading

_____ _____
Jason Cole, Mayor 2nd Reading

ATTEST:

_____
Bruce E. Richardson, City Recorder

Published in the Murfreesboro Post on _____.

ITEM REPORT
Board of Mayor and Aldermen
Meeting Date: June 27, 2024

Item #: 7. Second Reading - **Ordinance #2024-11** - An Ordinance to Amend the Fiscal Year 2023-2024 General Fund Budget.

Department: Finance

Presented By: Danielle Brown

Item Attachments: 1. Ordinance #2024-11 - Revised

Summary:

This is a budget amendment to amend the Fiscal Year 2023-2024 General Fund Budget in various departments.

Background Information:

This budget amendment includes changes to the following departments:

- Legislative - Food for $8,500 - additional meal costs
- Judicial - Legal Services for $45,000 due to additional legal fees (Please note that this has been reduced from $65,000 after some legal invoices were re-coded to their correct budget line.)
- Information Technology - Telephone and Cell Phones for $50,000 - additional costs
- Fleet Maintenance for Police, Streets and Fire for a total of $80,000 - additional costs

Financial Summary:

The total amount of the budget amendment is $183,500.

Staff Recommendation:

Staff recommends approval.

ORDINANCE #2024-11

AN ORDINANCE TO AMEND THE FISCAL YEAR 2023-2024 GENERAL FUND BUDGET.

BE IT ORDAINED By the Board of Mayor and Aldermen of the City of La Vergne as follows:

The 2023-2024 Budget is hereby amended for the **General Fund** by providing for:

Increased Expenditures for account number:

110-41110-323	Legislative - Food	$	8,500
110-41200-252	Judicial - Legal Services	$	45,000
110-41680-245	I.T. - Telephone and Cell Phones	$	50,000
110-43170-274	Fleet Maintenance - Police	$	50,000
110-43170-275	Fleet Maintenance - Streets	$	20,000
110-43170-308	Fleet Maintenance - Fire	$	10,000

Decrease Fund Balance:

110-37840	Transfer from Fund Balance	$	183,500

THIS ORDINANCE SHALL TAKE EFFECT FROM AND AFTER THE DATE OF FINAL PASSAGE, THE PUBLIC WELFARE REQUIRING IT.

LEGAL STATUS PROVISIONS

Approved by the Mayor and Board of Aldermen: _____
1st Reading

_____ _____
Jason Cole, Mayor 2nd Reading

ATTEST:

_____
Bruce E. Richardson, City Recorder

Published in the Murfreesboro Post on _____.

ITEM REPORT
Board of Mayor and Aldermen
Meeting Date: June 27, 2024

Item #: 8.A.1. OMNIA Partners Contract Purchase - Resurface Lake Forest Playground.

Department: Parks & Recreation

Presented By: David McGowen

Item Attachments: 1. Lake Forest Park Surfacing

Summary:

This item is to update the surfacing at the Lake Forest Playground.

Background Information:

This is a proposal from Great Southern Recreation to update the playground surface areas at the Lake Forest Playground. The existing surface is a poured in place rubber which is in need of repairs. The proposal is for removal of the existing surfacing - pouring a concrete border around the area and adding engineered wood fiber mulch to the play areas. The proposal is under the Omnia Purchasing Contract: R220203.

Financial Summary:

The cost for the renovations is $67,334.35. This is a budget item and will be paid out of the current parks budget.

Staff Recommendation:

Staff recommends approval.

1-800-390-8438
www.GreatSouthernRec.com

Beautiful Outdoor Spaces, we can ALL be proud of.

ORGANIZATION:	La Vergne Parks and Rec
CONTACT:	Andrew Stophel
ADDRESS:	403 Holland Ridge Dr, La Vergne, TN 37086
PHONE:	615-971-4086

PROJECT TITLE:	Lake Forest Park
REVISION:	1
OPTION:	EWF

Official Quote from Great Southern Recreation

OMNIA PURCHASING CONTRACT: R220203

TERRITORY MANAGER	DATE	TERRITORY	COUNTY	TERMS	COLORS
Kyle Peggram	4/5/2024	1	Rutherford	N30	NA

PART NUMBER	QUANTITY	DESCRIPTION	UNIT PRICE	TOTAL
		Surfacing and Site work only		$ -
				$ -
				$ -
			SUBTOTAL FOR EQUIPMENT	$ -
		Certified Southern-built ™ Installation		$ -
SAFETY SURFACE	5390	Engineered Wood Fiber Safety Surface	$ 1.85	$ 9,971.50
		Playground surfacing to be EWF at 12" to meet ASTM compliance		
BORDER	452	6" x 4" Concrete Borders	$ 45.00	$ 20,340.00
ACCESSIBILTY	3	6" Interlocking Accessibility Ramp	$ 650.00	$ 1,950.00
DEMO 1	5390	*Demo of existing rubber surfacing and crushed stone substrate*	$ 3.00	$ 16,170.00
DEMO 2	5390	*Excavation of 4" of earth to account for existing playground evelations*	$ 3.00	$ 16,170.00
DISPOSAL	4	*Disposal of onsite spoils*	$ 850.00	$ 3,400.00
DISCOUNT	10%	OMNIA STATE PURCHASING CO-OP DISCOUNT		$ (1,192.15)
			SUBTOTAL	$ 66,809.35

TAX RATE	EX
SALES TAX	-

BONDS	
EQUIPMENT FREIGHT	
SURFACE FREIGHT	525.00

TOTAL	$ 67,334.35

Please Note Exclusions and Expectations on Attached Contract Form

Great Southern Recreation: 2441-Q Old Fort Parkway, Murfreesboro, TN 37128

ITEM REPORT
Board of Mayor and Aldermen
Meeting Date: June 27, 2024

Item #: 8.A.2. OMNIA Partners Contract Purchase - Mankin Park Rehabilitation.

Department: Parks & Recreation

Presented By: David McGowen

Item Attachments: 1. Mankin Park

Summary:
Updates to Mankin Park

Background Information:
This is a proposal to do a total rehab of Mankin Park. The proposal includes the demo and disposal of the existing structures, installation of a 2-5 years old custom playground structure, a 5-12 years old custom playground structure, new swing bays and swings, new border and engineered wood fiber surfacing. The proposal is under the Omnia Purchasing Contract:R220203.

Financial Summary:
The cost for the renovations is $121,718.35. This is a budget item and will be paid out of the Parks Capital Projects Fund.

Staff Recommendation:
Staff recommends approval.

1-800-390-8438
www.GreatSouthernRec.com

Beautiful Outdoor Spaces, we can ALL be proud of.

ORGANIZATION:	La Vergne Parks and Rec
CONTACT:	Andrew Stophel
ADDRESS:	124A Mankin Street, La Vergne TN 37086
PHONE:	615-971-4086

PROJECT TITLE:	Mankin Park
REVISION:	2
OPTION:	1

Official Quote from Great Southern Recreation

OMNIA PURCHASING CONTRACT: R220203

TERRITORY MANAGER	DATE	TERRITORY	COUNTY	TERMS	COLORS
Kyle Peggram	2/16/2024	1	Rutherford	N30	TBD

PART NUMBER	QUANTITY	DESCRIPTION	UNIT PRICE	TOTAL
R35C34CB	1	5-12 Custom Playground Structure	$ 32,750.00	$ 32,750.00
R35C8FEEA	1	2-5 Custom Playground Structure	$ 17,921.00	$ 17,921.00
A2-2123	1	2123-8ft Arch Swing Bay (2 Seat)	$ 3,765.00	$ 3,765.00
A2-2123-AB	1	2123-8ft Arch Swing Bay (2 Seat) AB	$ 2,477.00	$ 2,477.00
A2-313010	2	Swing Belt Seat with chain	$ 198.00	$ 396.00
A2-2123	1	PC 2123-8ft Arch Swing Bay (2 Seat)	$ 3,765.00	$ 3,765.00
A2-311010	2	Full Bucket Seat	$ 433.00	$ 866.00
A2-2010	1	PC 2010 7ft Arch Tire Swing	$ 5,765.00	$ 5,765.00
				$ -
			SUBTOTAL FOR EQUIPMENT	$ 67,705.00
37%		**Certified Southern-built ™ Installation**		$ 25,050.85
SAFETY SURFACE	4636	Engineered Wood Fiber Safety Surface	$ 1.75	$ 8,113.00
		Playground surfacing to be EWF at 12" to meet ASTM compliance		
BORDER	430	12" Interlocking Playground Borders	$ 14.50	$ 6,235.00
SITEWORK	1	*Demo and Disposal of Existing structures*	$ 9,800.00	$ 9,800.00
DISCOUNT	10%	OMNIA STATE PURCHASING CO-OP DISCOUNT		$ (6,770.50)
			SUBTOTAL	$ 110,133.35

TAX RATE	EX
SALES TAX	-

BONDS	
EQUIPMENT FREIGHT	11,585.00
SURFACE FREIGHT	

TOTAL	$ 121,718.35

Please Note Exclusions and Expectations on Attached Contract Form

ITEM REPORT
Board of Mayor and Aldermen
Meeting Date: June 27, 2024

Item #: 8.B. Approve Amendment #1 to the Grant Contract with the State of Tennessee Department of Commerce and Insurance for the Tennessee Law Enforcement Hiring, Training and Recruitment Program.

Department: Police

Presented By: Christopher Moews

Item Attachments: 1. Amendment #1 - TN Dept of Commerce and Insurance

---

Summary:

This is an amendment to the grant contract with the State for the Tennessee Law Enforcement Hiring, Training and Recruitment program.

Background Information:

The State of Tennessee Department of Commerce and Insurance has requested an amendment to section C.13. of the grant contract. The change is in regards to the process of payments being made from the State to the City. It is a very minor change.

Financial Summary:

There is no fiscal impact to the City for this amendment.

Staff Recommendation:

Staff recommends approval.

GRANT AMENDMENT

Agency Tracking #	Edison ID	Contract #	Amendment #
33501-2448464	77833-150	77833-150	1

Contractor Legal Entity Name	Edison Vendor ID
City of La Vergne	0000001520

Amendment Purpose & Effect(s)

Section C.13. added to clarify terms of payment

Amendment Changes Contract End Date: ☐ YES ☒ NO **End Date:** March 19, 2028

TOTAL Contract Amount INCREASE or DECREASE per this Amendment (zero if N/A): **$ 0**

Funding —

FY	State	Federal	Interdepartmental	Other	TOTAL Contract Amount
2024	$40,000.00				$40,000.00
2025	$40,000.00				$40,000.00
2026	$40,000.00				$40,000.00
2027	$40,000.00				$40,000.00
2028	$40,000.00				$40,000.00
TOTAL:	$200,000.00				$200,000.00

Budget Officer Confirmation: There is a balance in the appropriation from which obligations hereunder are required to be paid that is not already encumbered to pay other obligations.

CPO USE

Speed Chart (optional)

Account Code (optional)

AMENDMENT 1
OF GRANT CONTRACT 77833-150

This Grant Contract Amendment is made and entered by and between the State of Tennessee, Department of Commerce and Insurance, hereinafter referred to as the "State" and City of La Vergne, hereinafter referred to as the "Grantee." It is mutually understood and agreed by and between said, undersigned contracting parties that the subject Grant Contract is hereby amended as follows:

1. The following is added to Grant Contract Section C:

C.13. Payment for Performance. The Grantee may submit the Cost Sharing Grant Invoice (Attachment B), and all supporting documentation required by the state covering training for officers hired after May 1, 2023, and before the execution of the Contract.

Required Approvals. The State is not bound by this Amendment until it is signed by the contract parties and approved by appropriate officials in accordance with applicable Tennessee laws and regulations (depending upon the specifics of this contract, said officials may include, but are not limited to, the Commissioner of Finance and Administration, the Commissioner of Human Resources, and the Comptroller of the Treasury).

Amendment Effective Date. The revisions set forth herein shall be effective once all required approvals are obtained. All other terms and conditions of this Grant Contract not expressly amended herein shall remain in full force and effect.

IN WITNESS WHEREOF,

CITY OF LA VERGNE:

GRANTEE SIGNATURE **DATE**

PRINTED NAME AND TITLE OF GRANTEE SIGNATORY (above)

DEPARTMENT OF COMMERCE AND INSURANCE:

CARTER LAWRENCE, COMMISSIONER **DATE**

ITEM REPORT
Board of Mayor and Aldermen
Meeting Date: June 27, 2024

Item #: 8.C. Approve Change Order #3 with Baron Construction, LLC for the Public Works and Community Development Services Facility.

Department: Engineering

Presented By: Gary Lide

Item Attachments: 1. Change Order #3

Summary:

This is a change order for the construction of the Public Works and Community Development Services Facility.

Background Information:

There are several items in this change order for the construction of this project which are represented by Contractor Requests for Change (RFCs) 28, 29, 30, 31, 32, 34, 35, and 38. They are outlined in the following pages.

Financial Summary:

The total cost of these changes will cost $83,861.04. This is still within the overall project budget as shown in the following table:

Item	Budget	Remaining
Baron Contract	$28,395,425.60	$14,887,870.80
Baron Potential Mod Outstanding	$83,861.04	$83,861.04
Lambe + Associates	$161,115.50	$52,933.97
TTL, Inc. (Structural)	$160,000.00	$43,946.43
Furniture	$400,000.00	$400,000.00

Low Voltage	$200,000.00	$200,000.00
Contingency	$2,969,597.86	$2,969,597.83
Total	**$31,370,000.00**	**$18,637,377.10**
	Percent Spent	40.59%
	Percent Remaining	59.41%

Schedule Summary:

The original contract completion date for this contract was July 20, 2024. Nineteen calendar days of delay are being awarded with this modification which makes the revised contract completion date to be August 8, 2024.

It should be noted that additional delay days are being negotiated with Baron for soils issues and weather delays. Those days will be brought forward in a future change order request once negotiations are complete.

Staff Recommendation:

Staff recommends approval.

Request for Changes (RFCs) from Baron Construction for 02 July 2024

RFC #	Description	Value ($)	Value (Days)
28	Credit for Removal of Lift Installation	($4,100.00)	
29	Footer Undercut & Backfill. Undercut and backfill with approved fill at direction of TTL Technician on site, per TTL reports and CEC email recommendation. Original unit pricing was based on minimum 1' undercut and backfill. Actual quantity removed and backfilled varies, TBC, estimated as of 3/28/24 per attached	$92,743.81	19
30	Credit for reduced pricing for Oil interceptor based on Mi-Fab model compared to the originally specified Zurn model as approved in change order RFC 18	($14,301.00)	
31	Credit for reduced fixture count in B117	($2,361.00)	
32	Credit for Girder Bars	($3,378.86)	
34	Overhead Door Circuits added per Electrical Revisions ESD #5 received via email from Tyler Ball on 04/03/24, in response to RFI 61. Further revised to delete items that are already part of the overhead door package supplied per email from Tyler Ball on 4/30/24	$19,981.00	
35	Footing modification at Stair 3 for CMU walls per Engineers instruction. Two story CMU walls that support the landing, requiring thickened slab detail modification at these CMU walls	$1,620.09	
38	Credit for TTL Reinspection Costs per Contracts Letter C-003 received via email from Gary Lide. Attached summary marked up to remove items not agreed to by Baron Construction	($6,343.00)	
		$83,861.04	19

RFC 28

2305 La Vergne Public Works &CDSF
La Vergne, TN

RFC 28

Credit for installation of vehicle lifts that have been removed from the contract. These were Owner Supplied, Contractor Installed so the credit is for the installation cost. Lifts removed per attached markups of A102 and A103 from Owner and Architect

4/10/2024

COST CATEGORY/ITEM	UNIT PRICE	QUANTITY	TOTALS	NOTES
Delete Vehicle Lifts				
Credit for 4-Post Lift Installation	$ (1,200.00)	2.00	$ (2,400.00)	Credit for the install of 4-post lifts removed from scope per attached markup
Credit for 2-Post Lift Installation	$ (850.00)	2.00	$ (1,700.00)	Credit for the install of 2-post lifts removed from scope per attached markup
SUBTOTAL			**$ (4,100.00)**	

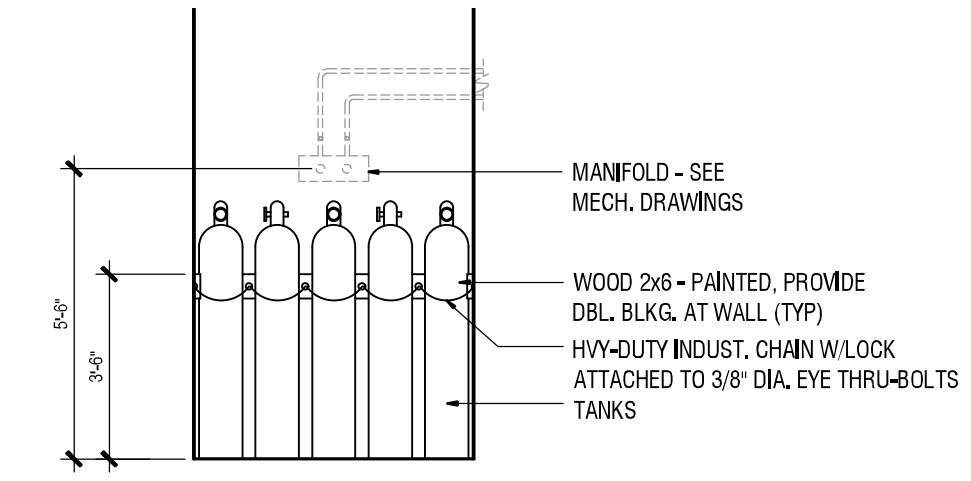

2 TANK STORAGE
DETAIL
SCALE : 3/8" = 1'-0"

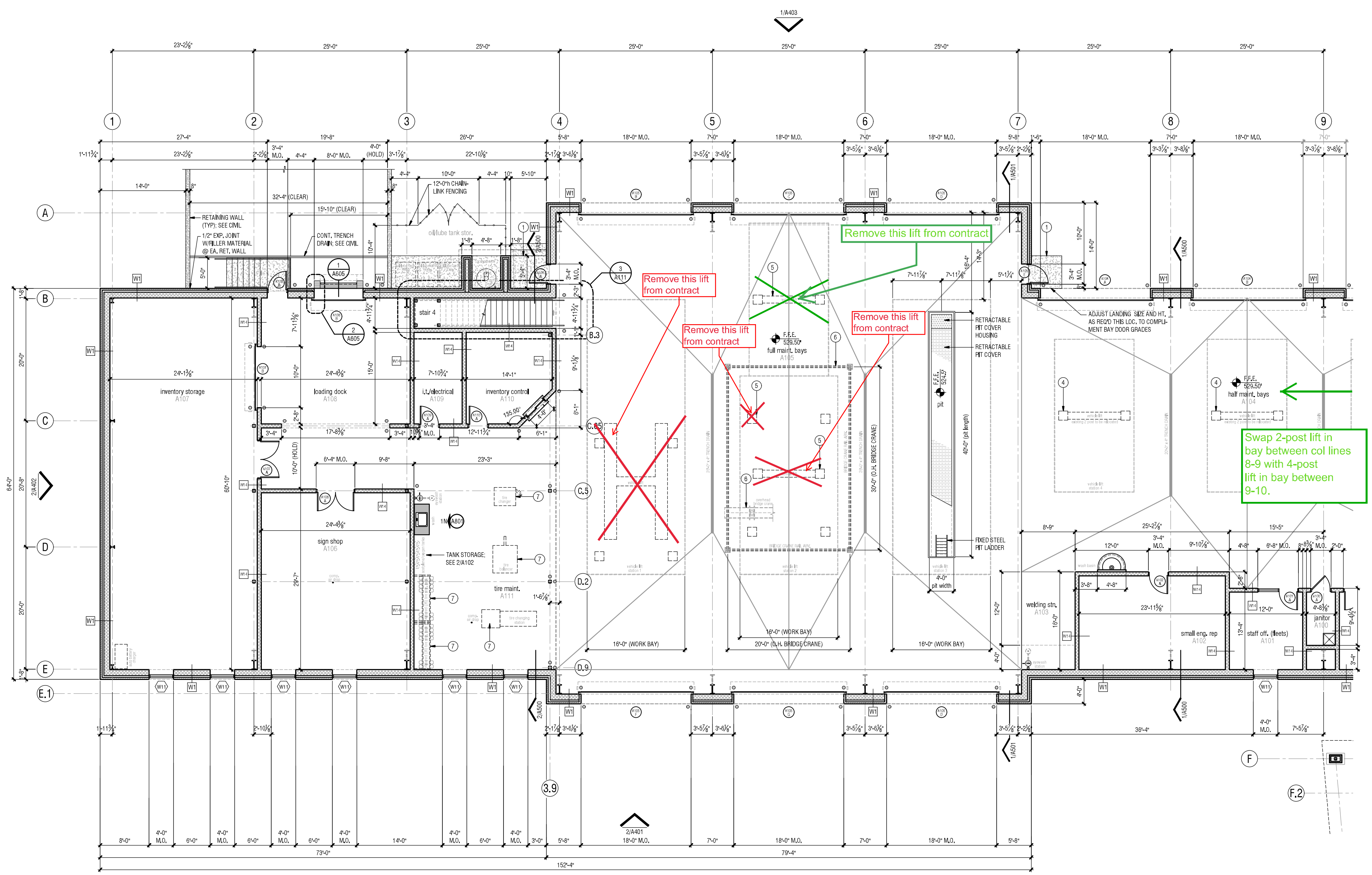

SYMBOLS LEGEND:
- INTERIOR OR EXTERIOR DOOR MARKER - SEE SHEET A700
- (W1) INTERIOR OR EXTERIOR WINDOW MARKER - SEE SHEET A700

GENERAL CONTRACTOR TO VERIFY ALL ARCHITECTURAL DIMENSIONS WITH EXIST. CONDITIONS. DIMENSIONS SHOWN PLUS/MINUS MAY VARY; DIMENSIONS DENOTED AS "HOLD" SHALL BE HELD.

NOTE: LOCATE 4" REINF. CONC. PAD(S) FOR ALL EXTERIOR MECH. EQUIP. (SEE MECH. AND CIVIL DWGS.) SIZED FOR EQUIP. AND REQ'D MAINTENANCE CLEARANCES

NOTE: REFER TO SHEET G003 FOR WALL TYPE DESCRIPTIONS; ALL INTERIOR PARTITIONS SHOWN BUT NOT TAGGED ARE ASSUMED TO BE WALL TYPE #27

NOTE: ALL INTERIOR DIMENSIONS ARE FROM FINISHED INTERIOR FACE OF WALL TO FINISHED FACE OF WALL (OR INTERIOR FACE OF EXTERIOR WALL) UNO.

1 FIRST FLOOR, AREA 'A' - ENLARGED
PARTIAL FLOOR PLAN
SCALE : 1/8" = 1'-0"
PLAN NORTH

ARCHITECTURAL GENERAL NOTES

1. PERFORM WORK AS REQUIRED FOR PROPER COMPLETION OF THE PROJECT. DO NOT SCALE DRAWINGS - ANY CLARIFICATIONS OR INFORMATION REQUIRED BY THE CONTRACTOR SHALL BE FURNISHED BY THE ARCHITECT UPON REQUEST. CONTRACTOR SHALL SUBMIT ALL REQUESTS FOR CLARIFICATIONS IN WRITING TO THE ARCHITECT.
2. THE CONTRACTOR IS REQUIRED TO VISIT THE SITE AND BECOME FAMILIAR WITH EXISTING CONDITIONS AT THE SITE PRIOR TO SUBMITTING A BID. THE CONTRACTOR SHALL NOT RECEIVE ADDITIONAL PAYMENT FOR REQUIREMENTS THAT CAN BE INFERRED THROUGH OBSERVATION OF EXISTING SITE CONDITIONS. IF THERE IS A CONFLICT BETWEEN THE DRAWINGS AND EXISTING CONDITIONS, THE ARCHITECT SHALL BE NOTIFIED IMMEDIATELY BEFORE PROCEEDING WITH THE WORK.
3. CONSULT WITH THE OWNER FOR EQUIPMENT AND ITEMS NOT SHOWN ON THE DRAWINGS BUT TO BE FURNISHED BY THE OWNER AND INSTALLED BY THE CONTRACTOR UNDER THIS CONTRACT.
4. ALL INTERIOR DIMENSIONS ARE FROM FINISHED FACE OF GYP. BD. TO FINISHED FACE OF GYP. BD. (OR FINISH INDICATED) UNLESS NOTED OR DIMENSIONED OTHERWISE. REFER TO ENLARGED PLANS FOR CHASE WALL DIMENSIONS. HOLD ALL GYPSUM BOARD INSTALLATIONS 1/2" FROM TOP OF FINISHED FLOOR (TYP).
5. PROVIDE DOUBLE STUDS AND BLOCKING AS REQUIRED TO SUPPORT EQUIPMENT, CASEWORK, GRAB BARS, HANDRAILS, ETC.
6. DOORS ARE TO BE INSTALLED WITH JAMBS 6" FROM INSIDE FACE OF PERPENDICULAR FINISHED WALL UNLESS DIMENSIONED OTHERWISE.
7. ALL INTERIOR FIRE-RATED PARTITIONS SHALL EXTEND ABOVE THE FINISHED CEILING AND SHALL TERMINATE AT ASSEMBLIES OF GREATER RATING OR THE BOTTOM OF THE ROOF OR FLOOR DECK. NON FIRE-RATED PARTITIONS SHALL NOT PENETRATE RATED PARTITIONS. AT FIRE-RATED AREAS, THE CEILING OR ROOF SYSTEM SHALL BE RATED TO PROVIDE A FIRE-RATED OCCUPIED ENVELOPE.
8. ELECTRICAL PANELS, FIRE EXTINGUISHER CABINETS, AND OTHER RECESSED WALL EQUIPMENT OVER 16 SQUARE INCHES ARE TO BE WRAPPED IN GYPSUM BOARD TO MAINTAIN WALL RATINGS WHERE SHOWN.
9. GYPSUM BOARD ABUTTING OTHER MATERIALS OR FINISHES IS TO BE FINISHED WITH METAL EDGES. PROVIDE PRESSURE TREATED WOOD AT ALL CONDITIONS ABUTTING CONCRETE, IN NON-TEMPERED SPACES, AND/OR AT BUILDING EXTERIOR.
10. GYPSUM BOARD AT STUD FURROUTS IN AREAS WITH FINISHED CEILINGS SHOULD EXTEND 6" MIN. ABOVE FINISHED CEILING, AND BE BRACED WITH DIAGONAL MEMBERS SECURED TO STRUCTURE AT 8'-0" O/C FOR ALL WALLS OR PARTITIONS IN EXCESS OF 12'-0".
11. SEE SHEET A700 FOR DOOR AND WINDOW SCHEDULES.
12. PROVIDE TACTILE EXIT SIGNS CENTERED 60 INCHES ABOVE FINISHED FLOOR ON WALL NEXT TO LATCH SIDE STATING "EXIT" COMPLYING WITH ICC A117.1 AND NCAC, AT EACH DOOR TO AN EGRESS STAIRWAY, AN EXIT PASSAGEWAY AND EXIT DISCHARGE.

FINISH SCHEDULE

NUMBER	SPACE NAME	FLOOR	BASE	WALL	CEILING	CEILING HEIGHT	REMARKS
A100	JANITOR'S CLOSET	PC	RB	CMU PT	ACT	9'-0"	
A101	FLEETS OFFICE	PC	RB	CMU PT	ACT	9'-0"	
A102	SMALL ENGINE REPAIR & STORAGE	PC	RB	CMU PT	ACT	9'-0"	
A103	WELDING STATIONS	PC	RB	CMU PT	---	---	
A104	HALF MAINTENANCE BAYS	PC	N/A	CMU PT	---	---	
A105	FULL MAINTENANCE BAYS	PC	N/A	CMU PT	---	---	
A106	SIGN SHOP	PC	RB	CMU PT	ACT	9'-0"	
A107	INVENTORY STORAGE	PC	RB	CMU PT	EXP	---	
A108	LOADING DOCK	PC	RB	CMU PT	EXP	---	
A109	I.T. / ELECTRICAL ROOM	SDT	RB	CMU PT	EXP	9'-0"	PROVIDE STATIC DISSAPATIVE FLOOR TILE W/GROUNDED SYSTEM
A110	INVENTORY CONTROL	PC	RB	CMU PT	ACT	9'-0"	
A111	TIRE MAINTENANCE	PC	N/A	CMU PT	EXP	---	

FINISH LEGEND

LVT = LUXURY VINYL TILE (XRP)
SC = SEALED CONCRETE
RB = RUBBER BASE
CT = CERAMIC TILE
VCT = VINYL COMPOSITION TILE
GB = GYPSUM BOARD
PC = POLISHED CONCRETE
CONC = CONCRETE (BRUSH FINISH)
MS = MANUFACTURER'S STANDARD FIN.
CMU = CONCRETE MASONRT UNITS
SDT = STATIC DISSIPATIVE TILE
MR = MOISTURE RESISTANT

ACT = ACOUSTIC CEILING TILE
MPS = METAL PANEL SOFFIT
PT = PAINT
EF = EPOXY FLOOR
CPT = CARPET TILE
EXP = EXPOSED
WP = WOOD WALL PANELS
EPXY = EPOXY PAINT
DG = 1/2" CEMENT BOARD
PL = PORCELAIN TILE
STC = STAINED CONCRETE
ACM = ALUM. COMPOSITE PANEL

NOTE:
ALL INTERIOR GYP. BD. INSTALLATIONS ON EXTERIOR WALLS TO UTILIZE 5/8" MOLD AND MOISTURE RESISTANT PAPERLESS GYPSUM PRODUCTS EQUAL TO GEORGIA PACIFIC "DensArmor PLUS", AND 5/8" GEORGIA PACIFIC "DensArmor PLUS FIREGUARD" AT RATED CONDITIONS IF SHOWN ON PLANS. EXTERIOR SHEATHING INSTALLATIONS (IF APPLICABLE) TO UTILIZE MOLD AND MOISTURE RESISTANT PAPERLESS PRODUCTS EQUAL TO GEORGIA PACIFIC "DensGlass GOLD", AND 5/8" GEORGIA PACIFIC "DensGlass GOLD FIREGUARD" AT EXTERIOR RATED WALL CONDITIONS WHERE SHOWN ON PLANS.

FINISH NOTES

1. GENERAL CONTRACTOR TO COORDINATE ALL FINISHES WITH OWNER
2. ALL FURNITURE AND EQUIPMENT TO BE OWNER FURNISHED AND INSTALLED BY THE CONTRACTOR (OFE) UNDER THE BASE BID EXCEPT BUILT-INS (SHOWN SHADED ON THE PLANS).

GENERAL FINISHES NOTE: ALL INTERIOR FINISHES SHALL COMPLY WITH LSC AND IBC FOR GROUP B USE AND S-2 USE IN SPRINKLERED BUILDINGS AS FOLLOWS:

B USE: INTERIOR EXIT STAIRWAYS, INTERIOR EXIT RAMPS, AND EXIT PASSAGEWAYS = CLASS "B", CORRIDORS AND ENCLOSURES FOR EXIT ACCESS STAIRWAYS AND EXIT ACCESS RAMPS = CLASS "C", ROOMS AND ENCLOSED SPACES = CLASS "C"

S USE: INTERIOR EXIT STAIRWAYS, INTERIOR EXIT RAMPS, AND EXIT PASSAGEWAYS = CLASS "C", CORRIDORS AND ENCLOSURES FOR EXIT ACCESS STAIRWAYS AND EXIT ACCESS RAMPS = CLASS "C", ROOMS AND ENCLOSED SPACES = CLASS "C"

NEW WORK PLAN KEYED NOTES

1. INSTALL NEW 4" MIN. REINF. CONC. LANDING (60"d x72"l) SLOPED 1/4"/FOOT MIN. AWAY FROM BLDG. ENLARGE AS REQ'D TO TIE INTO EXIST. WALKS WHERE APPLICABLE
2. PAINT ALL HANDRAILS AND/OR GUARDRAILS UNLESS NOTED OTHERWISE (FRONT, REAR, TOP, AND BOTTOM)
3. PAINT ALL EXPOSED STRUCTURE UNLESS OTHERWISE NOTED
4. INSTALL VEHICLE LIFT (EXISTING RELOCATED FROM CURRENT PW FACILITY)
5. INSTALL VEHICLE LIFT (NEW, OWNER PURCHASED/CONTRACTOR INSTALLED)
6. INSTALL BRIDGE CRANE AS SPEC'D
7. INSTALL NEW EQUIPMENT (OWNER PURCHASED/CONTRACTOR INSTALLED)

GENERAL FRAMING AND GYPSUM BOARD NOTES:

REFER TO STRUCTURAL DRAWINGS FOR GENERAL FRAMING MEMBER SIZES.

NOTE: 18 AND 20 GA. STUDS SIZES @ 16" O/C ARE AS FOLLOWS:

PARTITIONS UNDER 20'-8" A.F.F. MAY BE 3-5/8" WIDE EXCEPT WHERE NOTED ON PLANS; PARTITIONS OVER 20'-8" A.F.F. TO BE 6" WIDE BASED ON USG HANDBOOK, INTERIOR FRAMING LIMITING HEIGHTS, PAGE 77. PROVIDE ALTERNATE GA. METAL STUDS WHERE SHOWN ON DRAWINGS.

GYPSUM BOARD FINISHES SHALL BE PER SPECIFICATIONS AND AS SPECIFIED IN PUBLICATION GA-214-07 "RECOMMENDED LEVELS OF GYPSUM BOARD FINISHES"

KEY PLAN

SCALE: NOT TO SCALE

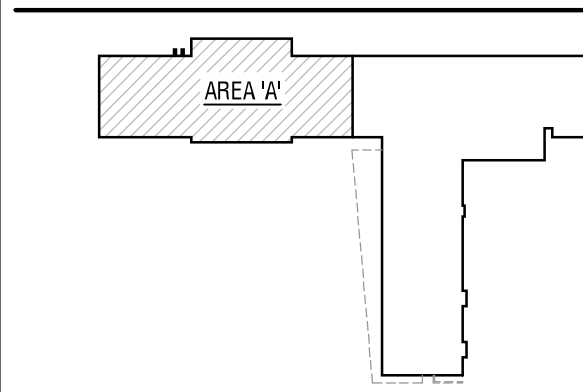

FIRST FLOOR, AREA 'A' SHOWN THIS SHEET; SEE SHEET A103 FOR CONTINUATION

CITY OF LA VERGNE, TENNESSEE
PUBLIC WORKS AND COMMUNITY DEVELOPMENT SERVICES FACILITY
1500 E NIR SHREIBMAN BOULEVARD - LA VERGNE, TN

Lambe+Associates, LLC
architecture • planning • design/build
creative solutions to build on

Lambe + Associates, LLC
106 Mission Court, Suite 303
Franklin, TN 37067
phone: 615.771.9601
tlambe@comcast.net

This drawing and the design shown is the property of the Architect. The reproduction, copying, or use of this drawing without their written consent is prohibited and any infringement will be subject to legal action.

Consultants

CIVIL ENGINEER:
Civil & Environmental Consultants, Inc.

STRUCTURAL ENGINEER:
Wallace Design Collective

MECHANICAL ENGINEER:
Harpeth Park Engineering, LLC

ELECTRICAL ENGINEER:
Harpeth Park Engineering, LLC

Project

CITY OF LA VERGNE, TENNESSEE
PUBLIC WORKS AND COMMUNITY DEVELOPMENT SERVICES FACILITY
1500 E NIR SHREIBMAN BOULEVARD
LA VERGNE, TENNESSEE

rev. date

L+A Job No. 2110
01.22.23

First Floor
Partial Floor Plan
Area 'A'

A102
sheet

NEW WORK PLAN KEYED NOTES

1. INSTALL NEW 4" MIN. REINF. CONC. LANDING (60"d x72"l) SLOPED 1/4"/FOOT MIN. AWAY FROM BLDG.
2. PAINT ALL HANDRAILS AND/OR GUARDRAILS UNLESS NOTED OTHERWISE (FRONT, REAR, TOP, AND BOTTOM)
3. PAINT ALL EXPOSED STRUCTURE UNLESS OTHERWISE NOTED
4. INSTALL EXISTING EQUIPMENT (RELOCATED FROM CURRENT PW FACILITY)
5. INSTALL NEW EQUIPMENT (OWNER PURCHASED/CONTRACTOR INSTALLED)

ARCHITECTURAL GENERAL NOTES

1. PERFORM WORK AS REQUIRED FOR PROPER COMPLETION OF THE PROJECT. DO NOT SCALE DRAWINGS - ANY CLARIFICATIONS OR INFORMATION REQUIRED BY THE CONTRACTOR SHALL BE FURNISHED BY THE ARCHITECT UPON REQUEST. CONTRACTOR SHALL SUBMIT ALL REQUESTS FOR CLARIFICATIONS IN WRITING TO THE ARCHITECT.
2. THE CONTRACTOR IS REQUIRED TO VISIT THE SITE AND BECOME FAMILIAR WITH EXISTING CONDITIONS AT THE SITE PRIOR TO SUBMITTING A BID. THE CONTRACTOR SHALL NOT RECEIVE ADDITIONAL PAYMENT FOR REQUIREMENTS THAT CAN BE INFERRED THROUGH OBSERVATION OF EXISTING SITE CONDITIONS. IF THERE IS A CONFLICT BETWEEN THE DRAWINGS AND EXISTING CONDITIONS, THE ARCHITECT SHALL BE NOTIFIED IMMEDIATELY BEFORE PROCEEDING WITH THE WORK.
3. CONSULT WITH THE OWNER FOR EQUIPMENT AND ITEMS NOT SHOWN ON THE DRAWINGS BUT TO BE FURNISHED BY THE OWNER AND INSTALLED BY THE CONTRACTOR UNDER THIS CONTRACT.
4. ALL INTERIOR DIMENSIONS ARE FROM FINISHED FACE OF GYP. BD. TO FINISHED FACE OF GYP. BD. (OR FINISH INDICATED) UNLESS NOTED OR DIMENSIONED OTHERWISE. REFER TO ENLARGED PLANS FOR CHASE WALL DIMENSIONS. HOLD ALL GYPSUM BOARD INSTALLATIONS 1/2" FROM TOP OF FINISHED FLOOR (TYP).
5. PROVIDE DOUBLE STUDS AND BLOCKING AS REQUIRED TO SUPPORT EQUIPMENT, CASEWORK, GRAB BARS, HANDRAILS, ETC.
6. DOORS ARE TO BE INSTALLED WITH JAMBS 6" FROM INSIDE FACE OF PERPENDICULAR FINISHED WALL UNLESS DIMENSIONED OTHERWISE.
7. ALL INTERIOR FIRE-RATED PARTITIONS SHALL EXTEND ABOVE THE FINISHED CEILING AND SHALL TERMINATE AT ASSEMBLIES OF GREATER RATING OR THE BOTTOM OF THE ROOF OR FLOOR DECK. NON FIRE-RATED PARTITIONS SHALL NOT PENETRATE RATED PARTITIONS, AT FIRE-RATED AREAS, THE CEILING OR ROOF SYSTEM SHALL BE RATED TO PROVIDE A FIRE-RATED OCCUPIED ENVELOPE.
8. ELECTRICAL PANELS, FIRE EXTINGUISHER CABINETS, AND OTHER RECESSED WALL EQUIPMENT OVER 16 SQUARE INCHES ARE TO BE WRAPPED IN GYPSUM BOARD TO MAINTAIN WALL RATINGS WHERE SHOWN.
9. GYPSUM BOARD ABUTTING OTHER MATERIALS OR FINISHES IS TO BE FINISHED WITH METAL EDGES. PROVIDE PRESSURE TREATED WOOD AT ALL CONDITIONS ABUTTING CONCRETE, IN NON-TEMPERED SPACES, AND/OR AT BUILDING EXTERIOR.
10. GYPSUM BOARD AT STUD FURROUTS IN AREAS WITH FINISHED CEILINGS SHOULD EXTEND 6" MIN. ABOVE FINISHED CEILING. AND BE BRACED WITH DIAGONAL MEMBERS SECURED TO STRUCTURE AT 8'-0" O/C FOR ALL WALLS OR PARTITIONS IN EXCESS OF 12'-0".
11. SEE SHEET A700 FOR DOOR AND WINDOW SCHEDULES.
12. PROVIDE TACTILE EXIT SIGNS CENTERED 60 INCHES ABOVE FINISHED FLOOR ON WALL NEXT TO LATCH SIDE STATING "EXIT" COMPLYING WITH ICC A117.1 AND NCAC. AT EACH DOOR TO AN EGRESS STAIRWAY, AN EXIT PASSAGEWAY AND EXIT DISCHARGE.

FINISH SCHEDULE

NUMBER	SPACE NAME	FLOOR	BASE	WALL	CEILING	CEILING HEIGHT	REMARKS
B100	LOBBY	STC	RB	GB/PT	GB-ACT PT	12'-0"	GB CLG PORTION @ 9'-11" A.F.F./ NORTH WALL TO BE PAINT COLOR PT-2
B101	RECEPTION	CPT	RB	GB/PT	ACT	9'-0"	NORTH WALL TO BE PAINT COLOR PT-2
B102	GENERAL STORAGE	CPT	RB	GB/PT	ACT	9'-0"	
B103	CORRIDOR	STC	RB	GB/PT	GB-ACT PT	9'-0"	GB CLG PORTION @ 8'-11" A.F.F./ SOUTH WALL OF TIME CARD NICHE TO BE PAINT
B104	BREAK ROOM	STC	RB	CMU PT	ACT	9'-0"	SOUTH WALL TO BE PAINT COLOR PT-2
B105	FLEETS OFFICE	PC	RB	CMU PT	ACT	9'-0"	
B106	REAR FOYER	PC	RB	CMU PT	ACT	9'-0"	
B107	MUD ROOM	EF	EF	CMU EPXY	GB EPXY	9'-0"	EPOXY FLOORING TURNED UP WALL 6" MIN. W/INSIDE COVE CORNER
B108	UTILITY STORAGE	PC	RB	CMU PT	EXP	—	PAINT EXPOSED FLOOR/CEILING ASSEMBLY - SEE RCP
B109	PUMP REBUILD ROOM	EF	EF	CMU EPXY	EXP	—	EPOXY PAINT @ ALL EXPOSED FLOOR/CEILING ASSY. STRUCTURE (SEE RCP)
B110	COVERED EMPLOYEE ENTRANCE	SC	—	—	MPS	12'-0"	PAINT EXPOSED PEMB STEEL COLUMN
B111	METER TESTING ROOM	EF	EF	CMU EPXY	EXP	—	EPOXY PAINT @ ALL EXPOSED FLOOR/CEILING ASSY, STRUCTURE (SEE RCP)
B112	STAIR 3	STC	RB	ACT PT	ACT	9'-0"	ACT CEILING ABOVE F.F.E. SECOND FLOOR
B113	WOMEN'S TOILET	EF	CT-1	GB/EPXY CT-1&2	MR ACT	9'-0"	CT-1 TO 5'-0" A.F.F./CT-2 ON NORTH WALL ONLY TO CEILING
B114	WOMEN'S LOCKERS	EF	CT-1	GB/EPXY CT-1	MR ACT	9'-0"	CT-1 ALL WALLS TO 5'-0" A.F.F./GB W/EPOXY PAINT ABOVE
B115	WOMEN'S SHOWER	CT-2	CT-1	GB/EPXY CT-1&2	GB EPXY	9'-0"	CT-1 TO CEILING/CT-2 ON SOUTH WALL ONLY TO CEILING
B116	MEN'S LOCKERS	EF	CT-1	GB/EPXY CT-1	MR ACT	9'-0"	CT-1 ALL WALLS TO 5'-0" A.F.F./GB W/EPOXY PAINT ABOVE
B117	MEN'S TOILET	EF	CT-1	GB/EPXY CT-1&2	GB EPXY	9'-0"	CT-1 TO 5'-0" A.F.F./CT-2 ON WEST WALL ONLY TO CEILING
B118	MEN'S SHOWERS	CT-2	CT	GB/EPXY CT-1&2	GB EPXY	9'-0"	CT-1 TO CEILING/CT-2 ON SOUTH WALL ONLY TO CEILING
B119	MEN'S LOCKERS	EF	CT-1	GB/EPXY CT-1	MR ACT	9'-0"	CT-1 ALL WALLS TO 5'-0" A.F.F./GB W/EPOXY PAINT ABOVE
B120	CONFERENCE ROOM	CPT	RB	GB/PT	ACT	9'-0"	EAST WALL TO BE PAINT COLOR PT-3/SEE RCP FOR GB CLG AREAS
B121	BREAK-OUT ROOM	CPT	RB	GB/PT	ACT	9'-0"	NORTH WALL TO BE PAINT COLOR PT-2/SEE RCP FOR GB CLG AREAS
B122	CORRIDOR	CPT	RB	GB/PT	ACT	9'-0"	NORTH WALL TO BE PAINT COLOR PT-2/SEE RCP FOR BLKHD LOCATIONS
B123	PLAN STORAGE	CPT	RB	GB/PT	ACT	9'-0"	
B124	PUBLIC WORKS DIRECTOR	CPT	RB	GB/PT	ACT	9'-0"	
B125	STREETS / UTILITIES	CPT	RB	GB/PT	ACT	12'-0"	
B126	UTILITIES OFFICE	CPT	RB	GB/PT	ACT	9'-0"	
B127	UTILITIES OFFICE	CPT	RB	GB/PT	ACT	9'-0"	
B128	UTILITIES OFFICE	CPT	RB	GB/PT	ACT	9'-0"	
B129	STREETS OFFICE	CPT	RB	GB/PT	ACT	9'-0"	
B130	UTILITIES OFFICE	CPT	RB	GB/PT	ACT	9'-0"	
B131	FUTURE OFFICE	CPT	RB	GB/PT	ACT	9'-0"	
B132	WOMEN'S TOILET	EF	CT-1	GB/EPXY CT-1&2	MR ACT	9'-0"	CT-1 TO 5'-0" A.F.F./CT-2 ON NORTH WALL ONLY TO CEILING
B133	MEN'S TOILET	EF	CT-1	GB/EPXY CT-1&2	MR ACT	9'-0"	CT-1 TO 5'-0" A.F.F./CT-2 ON SOUTH WALL ONLY TO CEILING
B134	ELECTRICAL ROOM	SC	—	CMU PAINT	EXP	—	PAINT EXPOSED FLOOR/CEILING ASSEMBLY - SEE RCP
B135	SPRINKLER ROOM	SC	—	CMU EPXY	EXP	—	PAINT EXPOSED FLOOR/CEILING ASSEMBLY - SEE RCP
B136	I.T. DEPARTMENT	SDT	RB	GB/PT	ACT	9'-0"	PROVIDE STATIC DISSAPATIVE FLOOR TILE W/GROUNDED SYSTEM
B137	I.T. SYSTEMS ADMINISTRATOR	SDT	RB	GB/PT	ACT	9'-0"	PROVIDE STATIC DISSAPATIVE FLOOR TILE W/GROUNDED SYSTEM
B138	I.T. DATA CENTER	SDT	RB	GB/PT	ACT	9'-0"	PROVIDE STATIC DISSAPATIVE FLOOR TILE W/GROUNDED SYSTEM
B139	I.T. DELIVERY/STORAGE	SDT	RB	GB/PT	ACT	9'-0"	PROVIDE STATIC DISSAPATIVE FLOOR TILE W/GROUNDED SYSTEM
B140	I/T. WORKROOM / SHOP	SDT	RB	GB/PT	ACT	9'-0"	PROVIDE STATIC DISSAPATIVE FLOOR TILE W/GROUNDED SYSTEM
B141	CLOSET	SDT	RB	GB/PT	ACT	9'-0"	PROVIDE STATIC DISSAPATIVE FLOOR TILE W/GROUNDED SYSTEM
B142	CORRIDOR	STC	RB	GB/PT	ACT	9'-0"	

FINISH LEGEND

LVT = LUXURY VINYL TILE (VRP)
SC = SEALED CONCRETE
RB = RUBBER BASE
CT = CERAMIC TILE
VCT = VINYL COMPOSITION TILE
GB = GYPSUM BOARD
PC = POLISHED CONCRETE
CONC = CONCRETE (BRUSH FINISH)
MS = MANUFACTURER'S STANDARD FIN.
CMU = CONCRETE MASONRY UNITS
SDT = STATIC DISSIPATIVE TILE
MR = MOISTURE RESISTANT
ACT = ACOUSTIC CEILING TILE
MPS = METAL PANEL SOFFIT
PT = PAINT
EF = EPOXY FLOOR
CPT = CARPET TILE
EXP = EXPOSED
WP = WOOD WALL PANELS
EPXY = EPOXY PAINT
DG = 1/2" CEMENT BOARD
PL = PORCELAIN TILE
STC = STAINED CONCRETE
ACM = ALUM. COMPOSITE PANEL

FINISH NOTES

1. GENERAL CONTRACTOR TO COORDINATE ALL FINISHES WITH OWNER
2. ALL FURNITURE AND EQUIPMENT TO BE OWNER FURNISHED AND INSTALLED BY THE CONTRACTOR (OFE) UNDER THE BASE BID EXCEPT BUILT-INS (SHOWN SHADED ON THE PLANS).

GENERAL FINISHES NOTE: ALL INTERIOR FINISHES SHALL COMPLY WITH LSC AND IBC FOR GROUP B USE AND S-2 USE IN SPRINKLERED BUILDINGS AS FOLLOWS:

B USE: INTERIOR EXIT STAIRWAYS, INTERIOR EXIT RAMPS, AND EXIT PASSAGEWAYS = CLASS "B". CORRIDORS AND ENCLOSURES FOR EXIT ACCESS STAIRWAYS AND EXIT ACCESS RAMPS = CLASS "C". ROOMS AND ENCLOSED SPACES = CLASS "C"

S USE: INTERIOR EXIT STAIRWAYS, INTERIOR EXIT RAMPS, AND EXIT PASSAGEWAYS = CLASS "C". CORRIDORS AND ENCLOSURES FOR EXIT ACCESS STAIRWAYS AND EXIT ACCESS RAMPS = CLASS "C". ROOMS AND ENCLOSED SPACES = CLASS "C"

NOTE:
ALL INTERIOR GYP. BD. INSTALLATIONS ON EXTERIOR WALLS TO UTILIZE 5/8" MOLD AND MOISTURE RESISTANT PAPERLESS GYPSUM PRODUCTS EQUAL TO GEORGIA PACIFIC "DensArmor PLUS", AND 5/8" GEORGIA PACIFIC "DensArmor PLUS FIREGUARD" AT RATED CONDITIONS IF SHOWN ON PLANS. EXTERIOR SHEATHING INSTALLATIONS (IF APPLICABLE) TO UTILIZE MOLD AND MOISTURE RESISTANT PAPERLESS PRODUCTS EQUAL TO GEORGIA PACIFIC "DensGlass GOLD", AND 5/8" GEORGIA PACIFIC "DensGlass GOLD FIREGUARD" AT EXTERIOR RATED WALL CONDITIONS WHERE SHOWN ON PLANS.

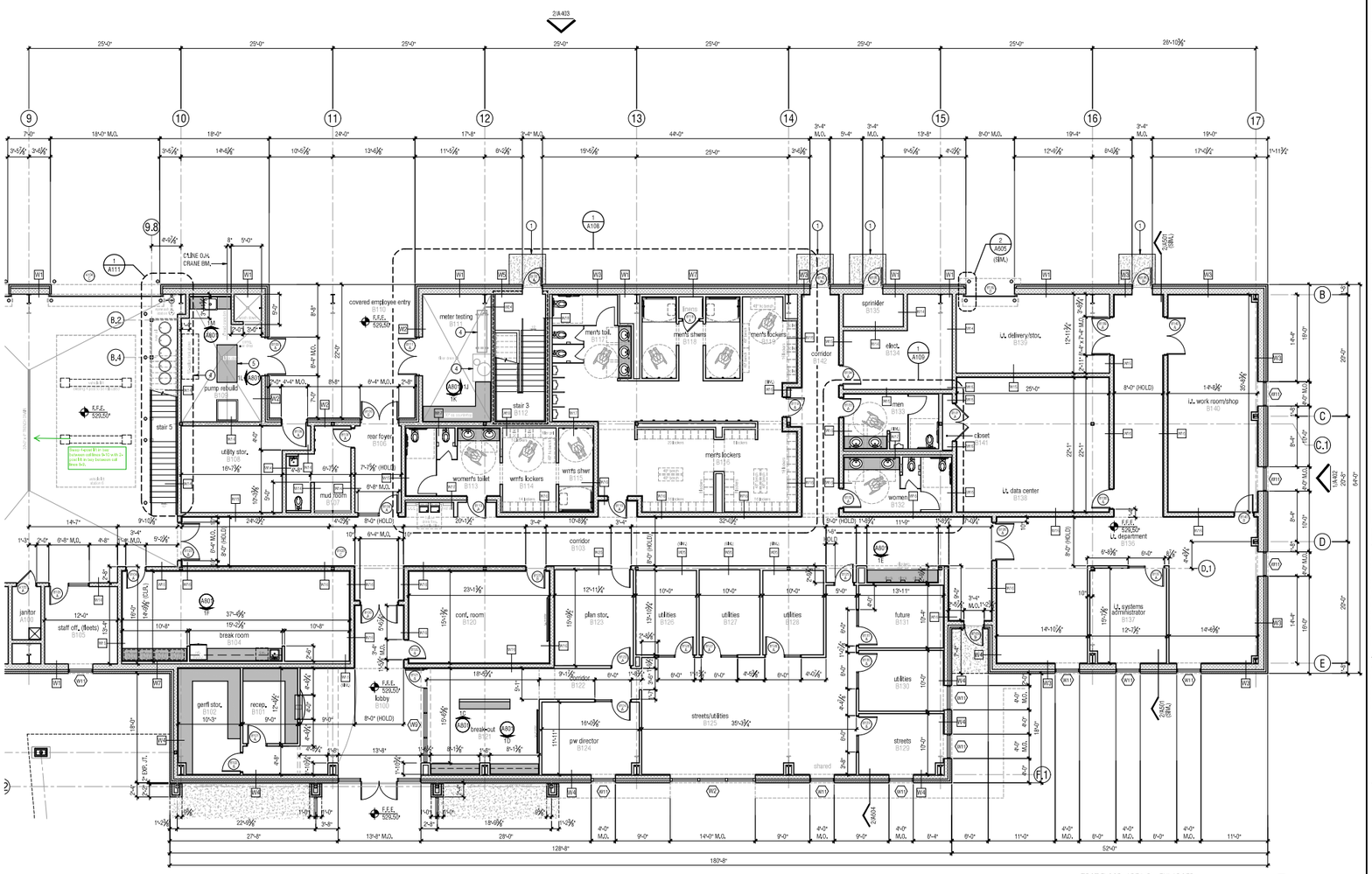

SYMBOLS LEGEND:
INTERIOR OR EXTERIOR DOOR MARKER - SEE SHEET A700
INTERIOR OR EXTERIOR WINDOW MARKER - SEE SHEET A700

GENERAL CONTRACTOR TO VERIFY ALL ARCHITECTURAL DIMENSIONS WITH EXIST. CONDITIONS. DIMENSIONS SHOWN PLUS/MINUS MAY VARY. DIMENSIONS DENOTED AS "HOLD" SHALL BE HELD.

NOTE:
LOCATE 4" REINF. CONC. PAD(S) FOR ALL EXTERIOR MECH. EQUIP. (SEE MECH. AND CIVIL DWGS.) SIZED FOR EQUIP. AND REC'D MAINTENANCE CLEARANCES.

NOTE:
REFER TO SHEET G003 FOR WALL TYPE DESCRIPTIONS. ALL INTERIOR PARTITIONS SHOWN BUT NOT TAGGED ARE ASSUMED TO BE WALL TYPE #27

NOTE:
ALL INTERIOR DIMENSIONS ARE FROM FINISHED INTERIOR FACE OF WALL TO FINISHED FACE OF WALL (OR INTERIOR FACE OF EXTERIOR WALL) UNO.

1 FIRST FLOOR, AREA 'B' - ENLARGED
PARTIAL FLOOR PLAN
SCALE : 1/8" = 1'-0"

KEY PLAN

SCALE: NOT TO SCALE

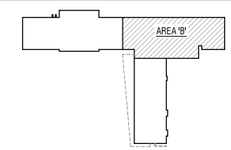

FIRST FLOOR, AREA 'B' SHOWN THIS SHEET; SEE SHEETS A102 AND A104 FOR CONTINUATION

CITY OF LA VERGNE, TENNESSEE
PUBLIC WORKS AND COMMUNITY DEVELOPMENT SERVICES FACILITY
1500 E NIR SHREIBMAN BOULEVARD - LA VERGNE, TN

Lambe+Associates, LLC
architecture • planning • design/build
www.lambeplus.com

Lambe + Associates, LLC
106 Mission Court, Suite 303
Franklin, TN 37067
phone: 615.771.9661
lambe@comcast.net

This drawing and the design shown is the property of the Architect. The reproduction, copying or use of this drawing without their written consent is prohibited by law and infringement will be subject to legal action.

Consultants

CIVIL ENGINEER:
Civil & Environmental Consultants, Inc.

STRUCTURAL ENGINEER:
Wallace Design Collective

MECHANICAL ENGINEER:
Harpeth Park Engineering, LLC

ELECTRICAL ENGINEER:
Harpeth Park Engineering, LLC

Project

CITY OF LA VERGNE, TENNESSEE
PUBLIC WORKS AND COMMUNITY DEVELOPMENT SERVICES FACILITY
1500 E NIR SHREIBMAN BOULEVARD
LA VERGNE, TENNESSEE

rev.	date
△	
△	
△	
△	
△	
△	

L+A Job No. 2110
01.22.23

First Floor Partial Floor Plan Area 'B'

A103

sheet

Lambe+Associates, LLC

architecture • planning • design/build

REQUEST FOR CHANGE

Date: **23 February 2024**

Proposal Request #: **RFC-27**

Project: **City of LaVergne Public Works and Community Services Facility**

L+A Project #: **2110**

The Owner and Architect request an itemized proposal for changes to the Contract Sum and Contract Time for proposed modifications to the Contract Documents described herein. The Contractor shall submit this proposal within fourteen (14) days or notify the Architect in writing of the anticipated date of submission.

Description of Proposed Modifications to the Contract Documents:

Specification Section: N/A

Drawing Number(s): A102

Description: Delete Vehicle Lifts

DELETE: Please provide a credit to delete the labor and all associated costs to relocate the existing lift from the existing PW facility to the new facility as shown on the attached drawing (*sheet A102*), and the labor, equipment, and associated costs to furnish and install the new vehicle lift as shown on the attached drawing (*sheet A102*).

NOTE: Electrical and/or other utilities feeding these lift locations shall remain as specified under the Contract Document

End of Proposal Request

THIS IS NOT A CHANGE ORDER, A CONSTRUCTION CHANGE DIRECTIVE, OR A DIRECTION TO PROCEED WITH THE WORK DESCRIBED IN THE PROPOSED MODIFICATIONS.

106 Mission Court, Suite 303 ● Franklin, Tennessee 37067 ● email: tlambe@comcast.net ● phone: 615.771.9601 ● fax: 615.771.9602

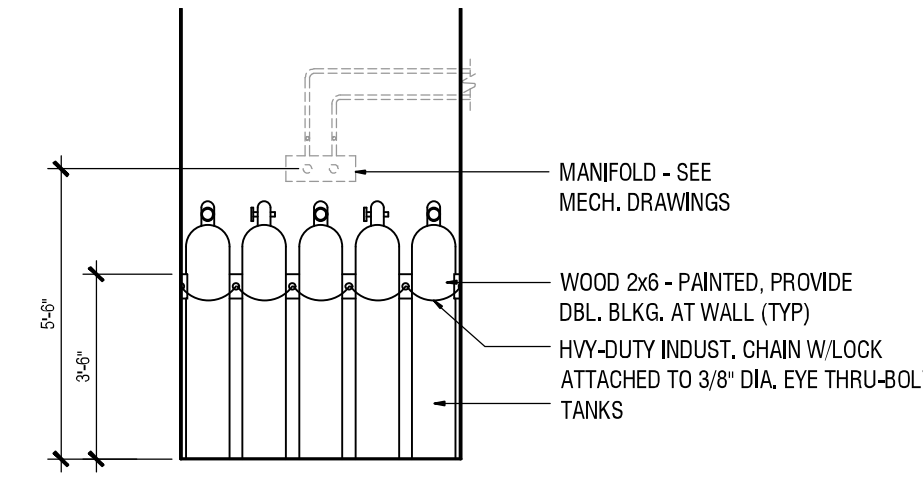

2 TANK STORAGE
DETAIL
SCALE : 3/8" = 1'-0"

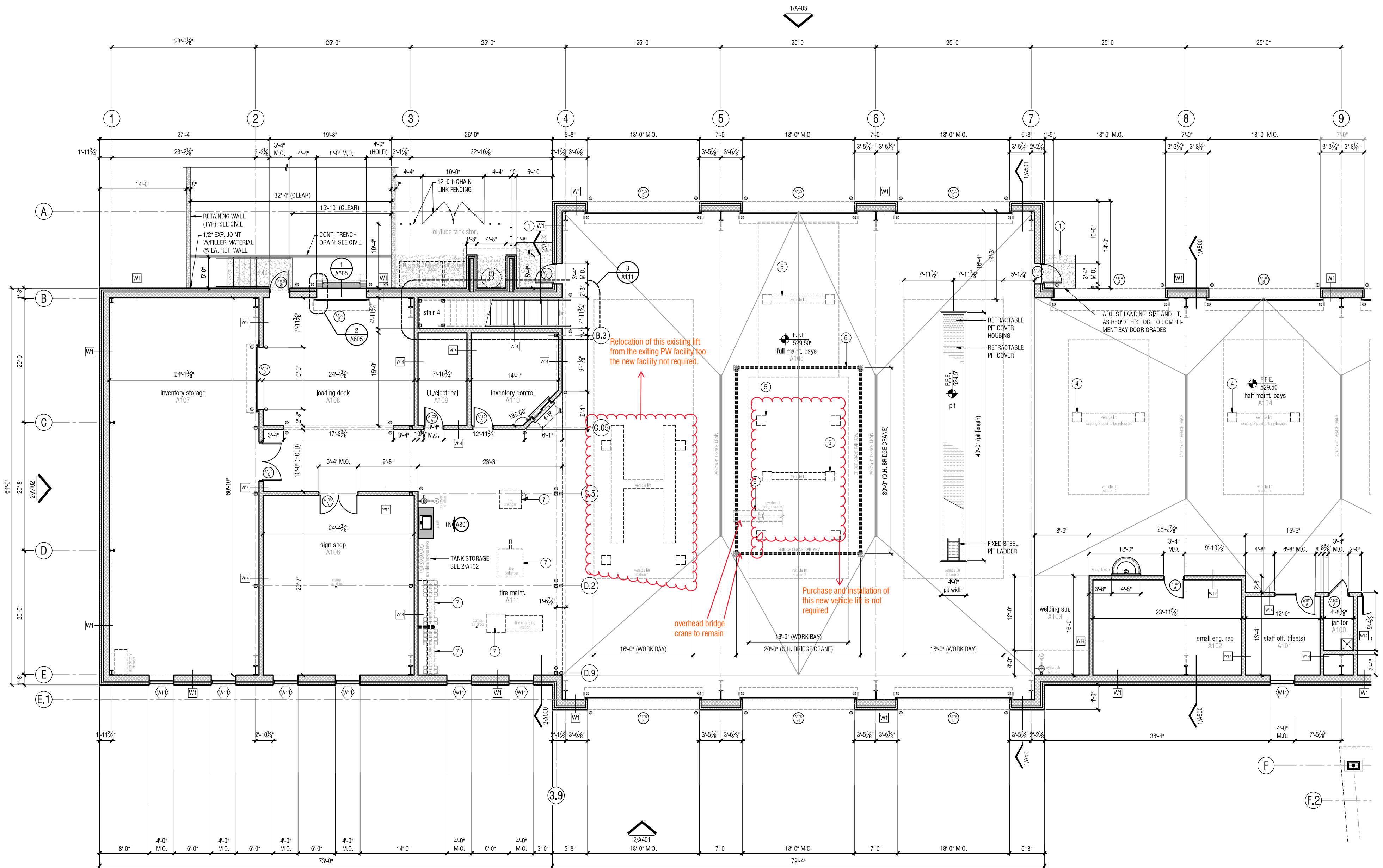

SYMBOLS LEGEND:

(B136 A) INTERIOR OR EXTERIOR DOOR MARKER - SEE SHEET A700

(W1) INTERIOR OR EXTERIOR WINDOW MARKER - SEE SHEET A700

GENERAL CONTRACTOR TO VERIFY ALL ARCHITECTURAL DIMENSIONS WITH EXIST. CONDITIONS. DIMENSIONS SHOWN PLUS/MINUS MAY VARY; DIMENSIONS DENOTED AS "HOLD" SHALL BE HELD.

NOTE: LOCATE 4" REINF. CONC. PAD(S) FOR ALL EXTERIOR MECH. EQUIP. (SEE MECH. AND CIVIL DWGS.) SIZED FOR EQUIP. AND REQ'D MAINTENANCE CLEARANCES

NOTE: REFER TO SHEET G003 FOR WALL TYPE DESCRIPTIONS; ALL INTERIOR PARTITIONS SHOWN BUT NOT TAGGED ARE ASSUMED TO BE WALL TYPE #27

NOTE: ALL INTERIOR DIMENSIONS ARE FROM FINISHED INTERIOR FACE OF WALL TO FINISHED FACE OF WALL (OR INTERIOR FACE OF EXTERIOR WALL) UNO.

1 FIRST FLOOR, AREA 'A' - ENLARGED
PARTIAL FLOOR PLAN
SCALE : 1/8" = 1'-0"

PLAN NORTH

ARCHITECTURAL GENERAL NOTES

1. PERFORM WORK AS REQUIRED FOR PROPER COMPLETION OF THE PROJECT. DO NOT SCALE DRAWINGS - ANY CLARIFICATIONS OR INFORMATION REQUIRED BY THE CONTRACTOR SHALL BE FURNISHED BY THE ARCHITECT UPON REQUEST. CONTRACTOR SHALL SUBMIT ALL REQUESTS FOR CLARIFICATIONS IN WRITING TO THE ARCHITECT.
2. THE CONTRACTOR IS REQUIRED TO VISIT THE SITE AND BECOME FAMILIAR WITH EXISTING CONDITIONS AT THE SITE PRIOR TO SUBMITTING A BID. THE CONTRACTOR SHALL NOT RECEIVE ADDITIONAL PAYMENT FOR REQUIREMENTS THAT CAN BE INFERRED THROUGH OBSERVATION OF EXISTING SITE CONDITIONS. IF THERE IS A CONFLICT BETWEEN THE DRAWINGS AND EXISTING CONDITIONS, THE ARCHITECT SHALL BE NOTIFIED IMMEDIATELY BEFORE PROCEEDING WITH THE WORK.
3. CONSULT WITH THE OWNER FOR EQUIPMENT AND ITEMS NOT SHOWN ON THE DRAWINGS BUT TO BE FURNISHED BY THE OWNER AND INSTALLED BY THE CONTRACTOR UNDER THIS CONTRACT.
4. ALL INTERIOR DIMENSIONS ARE FROM FINISHED FACE OF GYP. BD. TO FINISHED FACE OF GYP. BD. (OR FINISH INDICATED) UNLESS NOTED OR DIMENSIONED OTHERWISE. REFER TO ENLARGED PLANS FOR CHASE WALL DIMENSIONS. HOLD ALL GYPSUM BOARD INSTALLATIONS 1/2" FROM TOP OF FINISHED FLOOR (TYP).
5. PROVIDE DOUBLE STUDS AND BLOCKING AS REQUIRED TO SUPPORT EQUIPMENT, CASEWORK, GRAB BARS, HANDRAILS, ETC.
6. DOORS ARE TO BE INSTALLED WITH JAMBS 6" FROM INSIDE FACE OF PERPENDICULAR FINISHED WALL UNLESS DIMENSIONED OTHERWISE.
7. ALL INTERIOR FIRE-RATED PARTITIONS SHALL EXTEND ABOVE THE FINISHED CEILING AND SHALL TERMINATE AT ASSEMBLIES OF GREATER RATING OR THE BOTTOM OF THE ROOF OR FLOOR DECK. NON FIRE-RATED PARTITIONS SHALL NOT PENETRATE RATED PARTITIONS. AT FIRE-RATED AREAS, THE CEILING OR ROOF SYSTEM SHALL BE RATED TO PROVIDE A FIRE-RATED OCCUPIED ENVELOPE.
8. ELECTRICAL PANELS, FIRE EXTINGUISHER CABINETS, AND OTHER RECESSED WALL EQUIPMENT OVER 16 SQUARE INCHES ARE TO BE WRAPPED IN GYPSUM BOARD TO MAINTAIN WALL RATINGS WHERE SHOWN.
9. GYPSUM BOARD ABUTTING OTHER MATERIALS OR FINISHES IS TO BE FINISHED WITH METAL EDGES. PROVIDE PRESSURE TREATED WOOD AT ALL CONDITIONS ABUTTING CONCRETE, IN NON-TEMPERED SPACES, AND/OR AT BUILDING EXTERIOR.
10. GYPSUM BOARD AT STUD FURROUTS IN AREAS WITH FINISHED CEILINGS SHOULD EXTEND 6" MIN. ABOVE FINISHED CEILING, AND BE BRACED WITH DIAGONAL MEMBERS SECURED TO STRUCTURE AT 8'-0" O/C FOR ALL WALLS OR PARTITIONS IN EXCESS OF 12'-0".
11. SEE SHEET A700 FOR DOOR AND WINDOW SCHEDULES.
12. PROVIDE TACTILE EXIT SIGNS CENTERED 60 INCHES ABOVE FINISHED FLOOR ON WALL NEXT TO LATCH SIDE STATING "EXIT" COMPLYING WITH ICC A117.1 AND NCAC, AT EACH DOOR TO AN EGRESS STAIRWAY, AN EXIT PASSAGEWAY AND EXIT DISCHARGE.

FINISH SCHEDULE

NUMBER	SPACE NAME	FLOOR	BASE	WALL	CEILING	CEILING HEIGHT	REMARKS
A100	JANITOR'S CLOSET	PC	RB	CMU PT	ACT	9'-0"	
A101	FLEETS OFFICE	PC	RB	CMU PT	ACT	9'-0"	
A102	SMALL ENGINE REPAIR & STORAGE	PC	RB	CMU PT	ACT	9'-0"	
A103	WELDING STATIONS	PC	RB	CMU PT	---	---	
A104	HALF MAINTENANCE BAYS	PC	N/A	CMU PT	---	---	
A105	FULL MAINTENANCE BAYS	PC	N/A	CMU PT	---	---	
A106	SIGN SHOP	PC	RB	CMU PT	ACT	9'-0"	
A107	INVENTORY STORAGE	PC	RB	CMU PT	EXP	---	
A108	LOADING DOCK	PC	RB	CMU PT	EXP	---	
A109	I.T. / ELECTRICAL ROOM	SDT	RB	CMU PT	EXP	9'-0"	PROVIDE STATIC DISSAPATIVE FLOOR TILE W/GROUNDED SYSTEM
A110	INVENTORY CONTROL	PC	RB	CMU PT	ACT	9'-0"	
A111	TIRE MAINTENANCE	PC	N/A	CMU PT	EXP	---	

FINISH LEGEND

LVT = LUXURY VINYL TILE (XRP)
SC = SEALED CONCRETE
RB = RUBBER BASE
CT = CERAMIC TILE
VCT = VINYL COMPOSITION TILE
GB = GYPSUM BOARD
PC = POLISHED CONCRETE
CONC = CONCRETE (BRUSH FINISH)
MS = MANUFACTURER'S STANDARD FIN.
CMU = CONCRETE MASONRT UNITS
SDT = STATIC DISSIPATIVE TILE
MR = MOISTURE RESISTANT

ACT = ACOUSTIC CEILING TILE
MPS = METAL PANEL SOFFIT
PT = PAINT
EF = EPOXY FLOOR
CPT = CARPET TILE
EXP = EXPOSED
WP = WOOD WALL PANELS
EPXY = EPOXY PAINT
DG = 1/2" CEMENT BOARD
PL = PORCELAIN TILE
STC = STAINED CONCRETE
ACM = ALUM. COMPOSITE PANEL

NOTE:
ALL INTERIOR GYP. BD. INSTALLATIONS ON EXTERIOR WALLS TO UTILIZE 5/8" MOLD AND MOISTURE RESISTANT PAPERLESS GYPSUM PRODUCTS EQUAL TO GEORGIA PACIFIC "DensArmor PLUS", AND 5/8" GEORGIA PACIFIC "DensArmor PLUS FIREGUARD" AT RATED CONDITIONS IF SHOWN ON PLANS. EXTERIOR SHEATHING INSTALLATIONS (IF APPLICABLE) TO UTILIZE MOLD AND MOISTURE RESISTANT PAPERLESS PRODUCTS EQUAL TO GEORGIA PACIFIC "DensGlass GOLD", AND 5/8" GEORGIA PACIFIC "DensGlass GOLD FIREGUARD" AT EXTERIOR RATED WALL CONDITIONS WHERE SHOWN ON PLANS.

FINISH NOTES

1. GENERAL CONTRACTOR TO COORDINATE ALL FINISHES WITH OWNER

2. ALL FURNITURE AND EQUIPMENT TO BE OWNER FURNISHED AND INSTALLED BY THE CONTRACTOR (OFE) UNDER THE BASE BID EXCEPT BUILT-INS (SHOWN SHADED ON THE PLANS).

GENERAL FINISHES NOTE: ALL INTERIOR FINISHES SHALL COMPLY WITH LSC AND IBC FOR GROUP B USE AND S-2 USE IN SPRINKLERED BUILDINGS AS FOLLOWS:

B USE: INTERIOR EXIT STAIRWAYS, INTERIOR EXIT RAMPS, AND EXIT PASSAGEWAYS = CLASS "B", CORRIDORS AND ENCLOSURES FOR EXIT ACCESS STAIRWAYS AND EXIT ACCESS RAMPS = CLASS "C", ROOMS AND ENCLOSED SPACES = CLASS "C"

S USE: INTERIOR EXIT STAIRWAYS, INTERIOR EXIT RAMPS, AND EXIT PASSAGEWAYS = CLASS "C", CORRIDORS AND ENCLOSURES FOR EXIT ACCESS STAIRWAYS AND EXIT ACCESS RAMPS = CLASS "C", ROOMS AND ENCLOSED SPACES = CLASS "C"

NEW WORK PLAN KEYED NOTES

(1) INSTALL NEW 4" MIN. REINF. CONC. LANDING (60"d x72"l) SLOPED 1/4"/FOOT MIN. AWAY FROM BLDG. ENLARGE AS REQ'D TO TIE INTO EXIST. WALKS WHERE APPLICABLE
(2) PAINT ALL HANDRAILS AND/OR GUARDRAILS UNLESS NOTED OTHERWISE (FRONT, REAR, TOP, AND BOTTOM)
(3) PAINT ALL EXPOSED STRUCTURE UNLESS OTHERWISE NOTED
(4) INSTALL VEHICLE LIFT (EXISTING RELOCATED FROM CURRENT PW FACILITY)
(5) INSTALL VEHICLE LIFT (NEW, OWNER PURCHASED/CONTRACTOR INSTALLED)
(6) INSTALL BRIDGE CRANE AS SPEC'D
(7) INSTALL NEW EQUIPMENT (OWNER PURCHASED/CONTRACTOR INSTALLED)

GENERAL FRAMING AND GYPSUM BOARD NOTES:

REFER TO STRUCTURAL DRAWINGS FOR GENERAL FRAMING MEMBER SIZES.

NOTE: 18 AND 20 GA. STUDS SIZES @ 16" O/C ARE AS FOLLOWS:

PARTITIONS UNDER 20'-8" A.F.F. MAY BE 3-5/8" WIDE EXCEPT WHERE NOTED ON PLANS; PARTITIONS OVER 20'-8" A.F.F. TO BE 6" WIDE BASED ON USG HANDBOOK, INTERIOR FRAMING LIMITING HEIGHTS, PAGE 77. PROVIDE ALTERNATE GA. METAL STUDS WHERE SHOWN ON DRAWINGS.

GYPSUM BOARD FINISHES SHALL BE PER SPECIFICATIONS AND AS SPECIFIED IN PUBLICATION GA-214-07 "RECOMMENDED LEVELS OF GYPSUM BOARD FINISHES"

KEY PLAN

SCALE: NOT TO SCALE

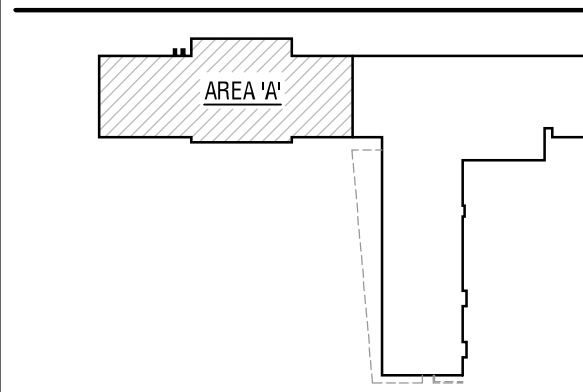

FIRST FLOOR, AREA 'A' SHOWN THIS SHEET; SEE SHEET A103 FOR CONTINUATION

CITY OF LA VERGNE, TENNESSEE
PUBLIC WORKS AND COMMUNITY DEVELOPMENT SERVICES FACILITY
1500 E NIR SHREIBMAN BOULEVARD - LA VERGNE, TN

Lambe+Associates, LLC
architecture • planning • design/build
creative solutions to build on

Lambe + Associates, LLC
106 Mission Court, Suite 303
Franklin, TN 37067
phone: 615.771.9601
tlambe@comcast.net

This drawing and the design shown is the property of the Architect. The reproduction, copying, or use of this drawing without their written consent is prohibited and any infringement will be subject to legal action.

Consultants

CIVIL ENGINEER:
Civil & Environmental Consultants, Inc.

STRUCTURAL ENGINEER:
Wallace Design Collective

MECHANICAL ENGINEER:
Harpeth Park Engineering, LLC

ELECTRICAL ENGINEER:
Harpeth Park Engineering, LLC

Project

CITY OF LA VERGNE, TENNESSEE
PUBLIC WORKS AND COMMUNITY
DEVELOPMENT SERVICES FACILITY
1500 E NIR SHREIBMAN BOULEVARD
LA VERGNE, TENNESSEE

rev.	date

L+A Job No. 2110
01.22.23

First Floor Partial Floor Plan Area 'A'

A102

sheet

RFC 29

2305 La Vergne Public Works &CDSF **RFC 29**
La Vergne, TN

Footer Undercut & Backfill in Area B, and additional in Area A (over previously submitted RFC 15 quantities). Undercut and backfill with approved fill under supervision of TTL Technician on site, per TTL reports and CEC email recommendation/directive. This includes the eastern end of Area B where modified detail E-16 was used with additional concrete thickness below bottom of footer elevation

5/31/2024
6/14/2024 rev2 removing "TBD" notes

COST CATEGORY/ITEM	UNIT PRICE	QUANTITY	TOTALS	NOTES
Area A and B Footer Undercut/Backfill				
Area A Footers Additional Undercut (Additional to RFC 15)	$ 80.00	143.00	$ 11,440.00	Quantity based on average 2' and 3' additional depth undercut per attached summary and markup
Backfill with No 10 and No 2 Compactable Fill	$ 24.50	143.00	$ 3,503.50	Quantity based on average 2' and 3' additional depth undercut per attached summary and markup
Area B Footers Undercut	$ 80.00	515.00	$ 41,200.00	Quantity based on undercut depths per attached summary and markup
Backfill with No 10 and No 2 Compactable Fill	$ 24.50	450.00	$ 11,025.00	Backfill with compactable fill quantities per attached summary and mark up. NOTE - does not include the additional concrete shown in CEC provided detail
Area B additional 2' concrete thickness below bottom of footer	$ 165.40	65.00	$ 10,751.00	2' additional thickness below bottom of footer, per CEC provided detail and instruction
Area B additional concrete quantity due to larger holes	$ 165.40	22.00	$ 3,638.80	where footer holes grew due to spring / unsuitables / rock so footer concrete area increased
			$ -	
T+M for suspended rebar cage - labor	$ 2,158.20	1.00	$ 2,158.20	additional labor to set rebar cage in footer above the 2' additional thickness per CEC detail at footers as noted on attached summary
T+M for suspended rebar cage - equipment	$ 412.50	1.00	$ 412.50	equipment to set rebar cage in footer above the 2' additional thickness per CEC detail at footers as noted on attached summary
Additional Time to Contract for this scope	$ -	19.00	$ -	19 days working on these items as noted in attached summary
SUBTOTAL			**$ 84,129.00**	

Subtotal	$	84,129.00	
Indirect	$	3,365.16	4%
Fee	$	5,249.65	6%
TOTAL	**$**	**92,743.81**	

Date	Location (Column Lines)	Work Summary	Length (ft)	Width (ft)	Depth (ft)	TOTAL QTY (CY)	Unit Price	Total price	Time (Days)	Notes
2/19/2024 - 2/20/2024	E/17, 16, and B-E/17	F6A, F7A and F8A footings. 5 each. Initial undercut to approx 8' total depth	-	-	-	-	$ 80.00	**$ -**	2	First go around excavation, waiting on engineer directive due to ground water. Handled below on 4/1/24 and 4/15/24
		F7A footings.	-	-	-	-	$ 24.50	**$ -**		
	F.1/15 - B/17	Continuous footing undercut	72.00	3.00	-	-	$ 80.00	**$ -**		First go around excavation, waiting on engineer directive due to ground water. Handled below on 4/1/24 and 4/15/24. approx 115 LF less spread footers = approx 72 LF total
		Continuous footing backfill	72.00	3.00	-	-	$ 24.50	**$ -**		
2/24/2024	B/17, 16, 15, 14	F7A footings. 4 each. Initial undercut 8' down	-	-	-	-	$ 80.00	**$ -**	1	First go around excavation, waiting on engineer directive due to ground water. Handled below on 4/1/24 and 4/15/24
		F7A footings.	-	-	-	-	$ 24.50	**$ -**		
		AREA A								
2/26/2024	A/4	F8A footing. Undercut 2' additional to previous 1' undercut	9.00	9.00	2.00	6.00	$ 80.00	**$ 480.00**	1	Rock and unsuitables at bottom of footer depth. Hole grew to 9' x 9'. "Suitable Bearing Soil" at 3' below bottom footer (additional 2' depth to previous RFC 15 quantity)
		F8A footing. Backfill 2' additional to previous 1'	9.00	9.00	2.00	6.00	$ 24.50	**$ 147.00**		
	A/5	F7A footing. Undercut 2' additional to previous 1' undercut	8.00	8.00	2.00	4.74	$ 80.00	**$ 379.26**		Rock and unsuitables at bottom of footer depth. Hole grew to 8' x 8'. "Suitable Bearing Soil" at 3' below bottom footer (additional 2' depth to previous RFC 15 quantity)
		F7A footing. Backfill 2' additional to previous 1'	8.00	8.00	2.00	4.74	$ 24.50	**$ 116.15**		
	A/6	F7A footing. Undercut 2' additional to previous 1' undercut	8.00	8.00	2.00	4.74	$ 80.00	**$ 379.26**		Rock and unsuitables at bottom of footer depth. Hole grew to 8' x 8'. "Suitable Bearing Soil" at 3' below bottom footer (additional 2' depth to previous RFC 15 quantity)
		F7A footing. Backfill 2' additional to previous 1'	8.00	8.00	2.00	4.74	$ 24.50	**$ 116.15**		
	A/7	F8A footing. Undercut 2' additional to previous 1' undercut	9.00	9.00	2.00	6.00	$ 80.00	**$ 480.00**		Rock and unsuitables at bottom of footer depth. Hole grew to 9' x 9'. "Suitable Bearing Soil" at 3' below bottom footer (additional 2' depth to previous RFC 15 quantity)
		F8A footing. Backfill 2' additional to previous 1'	9.00	9.00	2.00	6.00	$ 24.50	**$ 147.00**		
	B/8	F7A footing. Undercut 2' additional to previous 1' undercut	8.00	8.00	2.00	4.74	$ 80.00	**$ 379.26**		Rock and unsuitables at bottom of footer depth. Hole grew to 8' x 8'. "Suitable Bearing Soil" at 3' below bottom footer (additional 2' depth to previous RFC 15 quantity)
		F7A footing. Backfill 2' additional to previous 1'	8.00	8.00	2.00	4.74	$ 24.50	**$ 116.15**		

Date	Location (Column Lines)	Work Summary	Length (ft)	Width (ft)	Depth (ft)	TOTAL QTY (CY)	Unit Price	Total price	Time (Days)	Notes
	B/9	F10A footing. Undercut 2' additional to previous 1' undercut	11.00	11.00	2.00	8.96	$ 80.00	**$ 717.04**		Rock and unsuitables at bottom of footer depth. Hole grew to 11' x 11'. "Suitable Bearing Soil" at 3' below bottom footer (additional 2' depth to previous RFC 15 quantity)
		F10A footing. Backfill 2' additional to previous 1'	11.00	11.00	2.00	8.96	$ 24.50	**$ 219.59**		
	B/10	F8A footing. Undercut 2' additional to previous 1' undercut	9.00	9.00	2.00	6.00	$ 80.00	**$ 480.00**		Rock and unsuitables at bottom of footer depth. Hole grew to 9' x 9'. "Suitable Bearing Soil" at 3' below bottom footer (additional 2' depth to previous RFC 15 quantity)
		F8A footing. Backfill 2' additional to previous 1'	9.00	9.00	2.00	6.00	$ 24.50	**$ 147.00**		
	B/1 - B/10	Continuous footing undercut 2' additional to previous 1' undercut	105.00	3.00	2.00	23.33	$ 80.00	**$ 1,866.67**		178' length, less spread footers = approx 105' long. "Suitable Bearing Soil" at 3' below bottom of footer (additional 2' depth to previous RFC 15 quantity)
		Continuous footing backfill 2' additional to previous 1'	105.00	3.00	2.00	23.33	$ 24.50	**$ 571.67**		
3/2/24 - 3/4/24	D/1	F6A footing. Undercut 2' additional to previous 1' undercut	7.00	7.00	2.00	3.63	$ 80.00	**$ 290.37**	2	Rock and unsuitables at bottom of footer depth. Hole grew to 7' x 7'. "Suitable Bearing Soil" at 3' below bottom footer (additional 2' depth to previous RFC 15 quantity)
		F6A footing. Backfill 2' additional to previous 1'	7.00	7.00	2.00	3.63	$ 24.50	**$ 88.93**		
	C/1	F6A footing. Undercut 2' additional to previous 1' undercut	7.00	7.00	2.00	3.63	$ 80.00	**$ 290.37**		Rock and unsuitables at bottom of footer depth. Hole grew to 7' x 7'. "Suitable Bearing Soil" at 3' below bottom footer (additional 2' depth to previous RFC 15 quantity)
		F6A footing. Backfill 2' additional to previous 1'	7.00	7.00	2.00	3.63	$ 24.50	**$ 88.93**		
	B/1	F8A footing. Undercut 3' additional to previous 1' undercut	9.00	9.00	3.00	9.00	$ 80.00	**$ 720.00**		Rock and unsuitables at bottom of footer depth. Hole grew to 9' x 9'. "Suitable Bearing Soil" at 4' below bottom footer (additional 3' depth to previous RFC 15 quantity)
		F8A footing. Backfill 3' additional to previous 1'	9.00	9.00	3.00	9.00	$ 24.50	**$ 220.50**		
	B/1 - D/1	Continuous footing undercut 2' additional to previous 1' undercut	36.00	3.00	2.00	8.00	$ 80.00	**$ 640.00**		60' length, less spread footers = approx 36' long. "Suitable Bearing Soil" at 3' below bottom of footer (additional 2' depth to previous RFC 15 quantity)
		Continuous footing backfill 2' additional to previous 1'	36.00	3.00	2.00	8.00	$ 24.50	**$ 196.00**		
	B/2	F8A footing. Undercut 3' additional to previous 1' undercut	9.00	9.00	3.00	9.00	$ 80.00	**$ 720.00**		Rock and unsuitables at bottom of footer depth. Hole grew to 9' x 9'. "Suitable Bearing Soil" at 4' below bottom footer (additional 3' depth to previous RFC 15 quantity)

Date	Location (Column Lines)	Work Summary	Length (ft)	Width (ft)	Depth (ft)	TOTAL QTY (CY)	Unit Price	Total price	Time (Days)	Notes
		F8A footing. Backfill 3' additional to previous 1'	9.00	9.00	3.00	9.00	$ 24.50	**$ 220.50**		
	B/3	F8A footing. Undercut 3' additional to previous 1' undercut	9.00	9.00	3.00	9.00	$ 80.00	**$ 720.00**		Rock and unsuitables at bottom of footer depth. Hole grew to 9' x 9'. "Suitable Bearing Soil" at 4' below bottom footer (additional 3' depth to previous RFC 15 quantity)
		F8A footing. Backfill 3' additional to previous 1'	9.00	9.00	3.00	9.00	$ 24.50	**$ 220.50**		
	B/3	F4 footing. Undercut 3' additional to previous 1' undercut	4.00	4.00	3.00	1.78	$ 80.00	**$ 142.22**		Rock and unsuitables at bottom of footer depth. "Suitable Bearing Soil" at 4' below bottom footer (additional 3' depth to previous RFC 15 quantity)
		F4 footing. Backfill 3' additional to previous 1'	4.00	4.00	3.00	1.78	$ 24.50	**$ 43.56**		
	B/3.9	F6 footing. Undercut 3' additional to previous 1' undercut	7.00	7.00	3.00	5.44	$ 80.00	**$ 435.56**		Rock and unsuitables at bottom of footer depth. Hole grew to 7' x 7'. "Suitable Bearing Soil" at 4' below bottom footer (additional 3' depth to previous RFC 15 quantity)
		F6 footing. Backfill 3' additional to previous 1'	7.00	7.00	3.00	5.44	$ 24.50	**$ 133.39**		
	B/4	F6A footing. Undercut 3' additional to previous 1' undercut	7.00	7.00	3.00	5.44	$ 80.00	**$ 435.56**		Rock and unsuitables at bottom of footer depth. Hole grew to 7' x 7'. "Suitable Bearing Soil" at 4' below bottom footer (additional 3' depth to previous RFC 15 quantity)
		F6A footing. Backfill 3' additional to previous 1'	7.00	7.00	3.00	5.44	$ 24.50	**$ 133.39**		
	B/1 - B/4	Continuous footing undercut 3' additional to previous 1' undercut	43.00	3.00	3.00	14.33	$ 80.00	**$ 1,146.67**		75' length, less spread footers = approx 43' long. "Suitable Bearing Soil" at 4' below bottom of footer (additional 3' depth to previous RFC 15 quantity)
		Continuous footing backfill 3' additional to previous 1'	43.00	3.00	3.00	14.33	$ 24.50	**$ 351.17**		
3/13/2024	B/7	F6.5 footing. Undercut 5'	7.00	7.00	5.00	9.07	$ 80.00	**$ 725.93**	1	Rock and unsuitables at bottom of footer depth. Hole grew to 7' x 7'. "Suitable Bearing Soil" at 5' below bottom footer.
		F6.5 footing. Backfill 5'	7.00	7.00	5.00	9.07	$ 24.50	**$ 222.31**		
		AREA B								
2/5/2024 - 2/6/2024	C.1/16	F6 footing. Undercut 5'	8.00	8.00	5.00	11.85	$ 80.00	**$ 948.15**	2	Rock and unsuitables at bottom of footer depth. Hole grew to 8' x 8'. "Suitable Bearing Soil" at 5' below bottom footer
		F6 footing. Backfill 5'	8.00	8.00	5.00	11.85	$ 24.50	**$ 290.37**		
	D.1/16	F6 footing. Undercut 5'	8.00	8.00	5.00	11.85	$ 80.00	**$ 948.15**		Rock and unsuitables at bottom of footer depth. Hole grew to 8' x 8'. "Suitable Bearing Soil" at 5' below bottom footer
		F6 footing. Backfill 5'	8.00	8.00	5.00	11.85	$ 24.50	**$ 290.37**		

Date	Location (Column Lines)	Work Summary	Length (ft)	Width (ft)	Depth (ft)	TOTAL QTY (CY)	Unit Price	Total price	Time (Days)	Notes
	C.1/15	F6 footing. Undercut 5'	8.00	8.00	5.00	11.85	$ 80.00	**$ 948.15**		Rock and unsuitables at bottom of footer depth. Hole grew to 8' x 8'. "Suitable Bearing Soil" at 5' below bottom footer
		F6 footing. Backfill 5'	8.00	8.00	5.00	11.85	$ 24.50	**$ 290.37**		
	D.1/15	F6 footing. Undercut 5'	8.00	8.00	5.00	11.85	$ 80.00	**$ 948.15**		Rock and unsuitables at bottom of footer depth. Hole grew to 8' x 8'. "Suitable Bearing Soil" at 5' below bottom footer
		F6 footing. Backfill 5'	8.00	8.00	5.00	11.85	$ 24.50	**$ 290.37**		
	C.1/14	F6 footing. Undercut 5'	8.00	8.00	5.00	11.85	$ 80.00	**$ 948.15**		Rock and unsuitables at bottom of footer depth. Hole grew to 8' x 8'. "Suitable Bearing Soil" at 5' below bottom footer
		F6 footing. Backfill 5'	8.00	8.00	5.00	11.85	$ 24.50	**$ 290.37**		
	D.1/14	F6 footing. Undercut 5'	8.00	8.00	5.00	11.85	$ 80.00	**$ 948.15**		Rock and unsuitables at bottom of footer depth. Hole grew to 8' x 8'. "Suitable Bearing Soil" at 5' below bottom footer
		F6 footing. Backfill 5'	8.00	8.00	5.00	11.85	$ 24.50	**$ 290.37**		
	C.1/13	F6 footing. Undercut 5'	8.00	8.00	5.00	11.85	$ 80.00	**$ 948.15**		Rock and unsuitables at bottom of footer depth. Hole grew to 8' x 8'. "Suitable Bearing Soil" at 5' below bottom footer
		F6 footing. Backfill 5'	8.00	8.00	5.00	11.85	$ 24.50	**$ 290.37**		
	D.1/13	F6 footing. Undercut 5'	8.00	8.00	5.00	11.85	$ 80.00	**$ 948.15**		Rock and unsuitables at bottom of footer depth. Hole grew to 8' x 8'. "Suitable Bearing Soil" at 5' below bottom footer
		F6 footing. Backfill 5'	8.00	8.00	5.00	11.85	$ 24.50	**$ 290.37**		
	C.1/12	F6 footing. Undercut 5'	8.00	8.00	4.00	9.48	$ 80.00	**$ 758.52**		Rock and unsuitables at bottom of footer depth. Hole grew to 8' x 8'. "Suitable Bearing Soil" at 4' below bottom footer
		F6 footing. Backfill 5'	8.00	8.00	4.00	9.48	$ 24.50	**$ 232.30**		
	D.1/12	F6 footing. Undercut 5'	8.00	8.00	4.00	9.48	$ 80.00	**$ 758.52**		Rock and unsuitables at bottom of footer depth. Hole grew to 8' x 8'. "Suitable Bearing Soil" at 4' below bottom footer
		F6 footing. Backfill 5'	8.00	8.00	4.00	9.48	$ 24.50	**$ 232.30**		
	C.1/11	F6 footing. Undercut 5'	8.00	8.00	3.00	7.11	$ 80.00	**$ 568.89**		Rock and unsuitables at bottom of footer depth. Hole grew to 8' x 8'. "Suitable Bearing Soil" at 3' below bottom footer
		F6 footing. Backfill 5'	8.00	8.00	3.00	7.11	$ 24.50	**$ 174.22**		
	D.1/11	F6 footing. Undercut 5'	8.00	8.00	3.00	7.11	$ 80.00	**$ 568.89**		Rock and unsuitables at bottom of footer depth. Hole grew to 8' x 8'. "Suitable Bearing Soil" at 3' below bottom footer
		F6 footing. Backfill 5'	8.00	8.00	3.00	7.11	$ 24.50	**$ 174.22**		
	C.1/10	F6 footing. Undercut 5'	8.00	8.00	3.00	7.11	$ 80.00	**$ 568.89**		Rock and unsuitables at bottom of footer depth. Hole grew to 8' x 8'. "Suitable Bearing Soil" at 3' below bottom footer
		F6 footing. Backfill 5'	8.00	8.00	3.00	7.11	$ 24.50	**$ 174.22**		
	D.1/10	F6 footing. Undercut 5'	8.00	8.00	3.00	7.11	$ 80.00	**$ 568.89**		Rock and unsuitables at bottom of footer depth. Hole grew to 8' x 8'. "Suitable Bearing Soil" at 3' below bottom footer

Date	Location (Column Lines)	Work Summary	Length (ft)	Width (ft)	Depth (ft)	TOTAL QTY (CY)	Unit Price	Total price	Time (Days)	Notes
		F6 footing. Backfill 5'	8.00	8.00	3.00	7.11	$ 24.50	**$ 174.22**		
2/14/2024 - 2/15/2024	F.1/12.4	F12B footing. Undercut 2'	12.50	8.00	2.00	7.41	$ 80.00	**$ 592.59**	2	Rock and unsuitables at bottom of footer depth. "Suitable Bearing Soil" at 2' below bottom footer
		F12B footing. Backfill 2'	12.50	8.00	2.00	7.41	$ 24.50	**$ 181.48**		
	F.1/13	F10A footing. Undercut 2'	10.00	10.00	2.00	7.41	$ 80.00	**$ 592.59**		Rock and unsuitables at bottom of footer depth. "Suitable Bearing Soil" at 2' below bottom footer
		F10A footing. Backfill 2'	10.00	10.00	2.00	7.41	$ 24.50	**$ 181.48**		
	F.1/14	F10A footing. Undercut 2'	10.00	10.00	2.00	7.41	$ 80.00	**$ 592.59**		Rock and unsuitables at bottom of footer depth. "Suitable Bearing Soil" at 2' below bottom footer
		F10A footing. Backfill 2'	10.00	10.00	2.00	7.41	$ 24.50	**$ 181.48**		
	F.1/15	F10.5A footing. Undercut 2'	10.50	10.50	2.00	8.17	$ 80.00	**$ 653.33**		Rock and unsuitables at bottom of footer depth. "Suitable Bearing Soil" at 2' below bottom footer
		F10.5A footing. Backfill 2'	10.50	10.50	2.00	8.17	$ 24.50	**$ 200.08**		
	E/15	F7A footing. Undercut 2'	7.00	7.00	2.00	3.63	$ 80.00	**$ 290.37**		Rock and unsuitables at bottom of footer depth. "Suitable Bearing Soil" at 2' below bottom footer
		F7A footing. Backfill 2'	7.00	7.00	2.00	3.63	$ 24.50	**$ 88.93**		
	F.1/12.4 - E/15	Continuous footing undercut	31.00	3.00	2.00	6.89	$ 80.00	**$ 551.11**		80' length, less spread footers = approx 31' long. "Suitable Bearing Soil" at 2' below bottom of footer
		Continuous footing backfill	31.00	3.00	2.00	6.89	$ 24.50	**$ 168.78**		
3/18/2024	F.2/10-10.1	Continuous footing undercut	15.00	3.00	1.00	1.67	$ 80.00	**$ 133.33**	1	between column footers. Approx. 15' long
		Continuous footing backfill	15.00	3.00	1.00	1.67	$ 24.50	**$ 40.83**		
	F.2/11-11.2	Continuous footing undercut	10.00	3.00	1.00	1.11	$ 80.00	**$ 88.89**		between column footers. Approx 10' long
		Continuous footing backfill	10.00	3.00	1.00	1.11	$ 24.50	**$ 27.22**		
	F.2/11.2-12.4	Continuous footing undercut	5.00	3.00	2.00	1.11	$ 80.00	**$ 88.89**		between column footers, approx. 5' total length
		Continuous footing backfill	5.00	3.00	2.00	1.11	$ 24.50	**$ 27.22**		
3/28/2024	E/16	F7A footing. Undercut down to 12' below FF (8'-6" below footing)	10.00	10.00	8.50	31.48	$ 80.00	**$ 2,518.52**	1	Spring. Hole grew to 10' x 10'. "Suitable Bearing Soil" not encountered, stopped at 8'-6" below bottom of footing per CEC detail E-16 sketch and emails
		F7A footing. Backfill to 5'-6" below FF (6'-6" of backfill)	10.00	10.00	6.50	24.07	$ 24.50	**$ 589.81**		
		additional 2' depth concrete	10.00	10.00	2.00	7.41	$ 165.40	**$ 1,225.19**		concrete additional 2' thickness below bottom of footer
		additional concrete at footer	1.00	51.00	1.50	2.83	$ 165.40	**$ 468.63**		concrete additional quantity due to size of excavation increased from groundwater impact. F7A footer 7'x7', actual 10'x10' difference is 51sf
	E/17	F8A footing. Undercut down to 8' below FF (4'-6" below footing)	9.00	9.00	4.50	13.50	$ 80.00	**$ 1,080.00**		Spring. Hole grew to 9' x 9'. Stopped at 4'-6" below bottom of footing upon reaching bearing soil

Date	Location (Column Lines)	Work Summary	Length (ft)	Width (ft)	Depth (ft)	TOTAL QTY (CY)	Unit Price	Total price	Time (Days)	Notes
		F8A footing. Backfill to 5'-6" below FF (2'-6" of backfill)	9.00	9.00	2.50	7.50	$ 24.50	**$ 183.75**		
		additional 2' depth concrete	9.00	9.00	2.00	6.00	$ 165.40	**$ 992.40**		concrete additional 2' thickness below bottom of footer
		additional concrete at footer	1.00	17.00	1.50	0.94	$ 165.40	**$ 156.21**		concrete additional quantity due to size of excavation increased from groundwater impact. F8A footer 8'x8', actual 9'x9' difference is 17sf
3/29/2024	D/17	F6A footing. Undercut down to 9'-6" below FF (6'-6" below footing)	8.00	8.00	6.50	15.41	$ 80.00	**$ 1,232.59**	1	Spring. Hole grew to 8' x 8'. "Suitable Bearing Soil" not encountered, stopped at 6'-6" below bottom of footing per CEC detail E-16 sketch and emails
		F6A footing. Backfill to 5'-0" below FF (4'-6" of backfill)	8.00	8.00	4.50	10.67	$ 24.50	**$ 261.33**		
		additional 2' depth concrete	8.00	8.00	2.00	4.74	$ 165.40	**$ 784.12**		concrete additional 2' thickness below bottom of footer
		additional concrete at footer	1.00	28.00	1.00	1.04	$ 165.40	**$ 171.53**		concrete additional quantity due to size of excavation increased from groundwater impact. F6A footer 6'x6', actual 8'x8' difference is 28sf
	C/17	F6A footing. Undercut down to 9'-6" below FF (6'-6" below footing)	10.00	10.00	6.50	24.07	$ 80.00	**$ 1,925.93**		Spring. Hole grew to 10' x 10'. "Suitable Bearing Soil" not encountered, stopped at 6'-6" below bottom of footing per CEC detail E-16 sketch and emails
		F6A footing. Backfill to 5'-0" below FF (4'-6" of backfill)	10.00	10.00	4.50	16.67	$ 24.50	**$ 408.33**		
		additional 2' depth concrete	10.00	10.00	2.00	7.41	$ 165.40	**$ 1,225.19**		concrete additional 2' thickness below bottom of footer
		additional concrete at footer	1.00	64.00	1.00	2.37	$ 165.40	**$ 392.06**		concrete additional quantity due to size of excavation increased from groundwater impact. F6A footer 6'x6', actual 10'x10' difference is 64sf
4/1/2024	B/17	F8A footing. Undercut down to 12' below FF (8'-6" below footing)	11.00	11.00	8.50	38.09	$ 80.00	**$ 3,047.41**	1	Spring. Hole grew to 11' x 11'. "Suitable Bearing Soil" not encountered, stopped at 8'-6" below bottom of footing per CEC detail E-16 sketch and emails
		F8A footing. Backfill to 5'-6" below FF (6'-6" of backfill)	11.00	11.00	6.50	29.13	$ 24.50	**$ 713.68**		
		additional 2' depth concrete	11.00	11.00	2.00	8.96	$ 165.40	**$ 1,482.47**		concrete additional 2' thickness below bottom of footer
		additional concrete at footer	1.00	57.00	1.50	3.17	$ 165.40	**$ 523.77**		concrete additional quantity due to size of excavation increased from groundwater impact. F8A footer 8'x8', actual 11'x11' difference is 57sf
	B/17 - E/17	Continuous footing undercut	32.00	3.00	1.00	3.56	$ 80.00	**$ 284.44**		61' length, less the spread footers = approx 32' total length
		Continuous footing backfill	32.00	3.00	1.00	3.56	$ 24.50	**$ 87.11**		
	E/15 - E/17	Continuous footing undercut	42.00	3.00	1.00	4.67	$ 80.00	**$ 373.33**		67' length, less the spread footers = approx 42' total length
		Continuous footing backfill	42.00	3.00	1.00	4.67	$ 24.50	**$ 114.33**		
4/2/2024	B/17, C/17, D/17, E/17, E/16	Equipment						**$ 302.50**	1	Labor and equipment to install rebar in correct location in footings, per CEC detail E-16 sketch to allow for additional 2' thickness of concrete under the bottom of footer elevation required the rebar cage to be suspended from above rather than set on chairs/dobies
		Labor						**$ 1,599.40**		

Date	Location (Column Lines)	Work Summary	Length (ft)	Width (ft)	Depth (ft)	TOTAL QTY (CY)	Unit Price	Total price	Time (Days)	Notes
4/13/24 - 4/15/24	B/16	F8A footing. Undercut down to 12' below FF (8'-6" below footing)	12.00	14.00	8.50	52.89	$ 80.00	**$ 4,231.11**	2	Spring. Hole grew to 12' x 14'. "Suitable Bearing Soil" not encountered, stopped at 8'-6" below bottom of footing per CEC detail E-16 sketch and emails
		F8A footing. Backfill to 5'-6" below FF (6'-6" of backfill)	12.00	14.00	6.50	40.44	$ 24.50	**$ 990.89**		
		additional 2' depth concrete	12.00	14.00	2.00	12.44	$ 165.40	**$ 2,058.31**		concrete additional 2' thickness below bottom of footer
		additional concrete at footer	1.00	104.00	1.50	5.78	$ 165.40	**$ 955.64**		concrete additional quantity due to size of excavation increased from groundwater impact. F8A footer 8'x8', actual 12'x14' difference is 104sf
	B/15	F8A footing. Undercut down to 12' below FF (8'-6" below footing)	11.00	11.00	8.50	38.09	$ 80.00	**$ 3,047.41**		Spring. Hole grew to 11' x 11'. "Suitable Bearing Soil" not encountered, stopped at 8'-6" below bottom of footing per CEC detail E-16 sketch and emails
		F8A footing. Backfill to 5'-6" below FF (6'-6" of backfill)	11.00	11.00	6.50	29.13	$ 24.50	**$ 713.68**		
		additional 2' depth concrete	11.00	11.00	2.00	8.96	$ 165.40	**$ 1,482.47**		concrete additional 2' thickness below bottom of footer
		additional concrete at footer	1.00	57.00	1.50	3.17	$ 165.40	**$ 523.77**		concrete additional quantity due to size of excavation increased from groundwater impact. F8A footer 8'x8', actual 11'x11' difference is 57sf
	B/14	F8A footing. Undercut down to 12' below FF (8'-6" below footing)	11.00	11.00	8.50	38.09	$ 80.00	**$ 3,047.41**		Spring. Hole grew to 11' x 11'. "Suitable Bearing Soil" not encountered, stopped at 8'-6" below bottom of footing per CEC detail E-16 sketch and emails
		F8A footing. Backfill to 5'-6" below FF (6'-6" of backfill)	11.00	11.00	6.50	29.13	$ 24.50	**$ 713.68**		
		additional 2' depth concrete	11.00	11.00	2.00	8.96	$ 165.40	**$ 1,482.47**		concrete additional 2' thickness below bottom of footer
		additional concrete at footer	1.00	57.00	1.50	3.17	$ 165.40	**$ 523.77**		concrete additional quantity due to size of excavation increased from groundwater impact. F8A footer 8'x8', actual 11'x11' difference is 57sf
	B/16 - B/15	Continuous footing undercut	12.00	3.00	4.00	5.33	$ 80.00	**$ 426.67**		25' length, less spread footers = approx 12' long
		Continuous footing backfill	12.00	3.00	4.00	5.33	$ 24.50	**$ 130.67**		
	B/15 - B/14	Continuous footing undercut	13.00	3.00	3.00	4.33	$ 80.00	**$ 346.67**		25' length, less spread footers = approx 13' long
		Continuous footing backfill	13.00	3.00	3.00	4.33	$ 24.50	**$ 106.17**		
	B/16, B/15, B/14	Equipment						**$ 110.00**		Labor and equipment to install rebar in correct location in footings, per CEC detail E-16 sketch to allow for additional 2' thickness of concrete under the bottom of footer elevation required the rebar cage to be suspended from above rather than set on chairs/dobies
		Labor						**$ 558.80**		
4/16/2024	B/13	F8A footing. Undercut 4'	11.00	10.00	4.00	16.30	$ 80.00	**$ 1,303.70**	1	Rock and unsuitables at bottom of footer depth. Hole grew to 11' x 10'. "Suitable Bearing Soil" at 4' below bottom footer.
		F8A footing. Backfill 4'	11.00	10.00	4.00	16.30	$ 24.50	**$ 399.26**		
	B/12	F7A footing. Undercut 4'	8.00	10.00	4.00	11.85	$ 80.00	**$ 948.15**		Rock and unsuitables at bottom of footer depth. Hole grew to 8' x 10'. "Suitable Bearing Soil" at 4' below bottom footer.
		F7A footing. Backfill 4'	8.00	10.00	4.00	11.85	$ 24.50	**$ 290.37**		

Date	Location (Column Lines)	Work Summary	Length (ft)	Width (ft)	Depth (ft)	TOTAL QTY (CY)	Unit Price	Total price	Time (Days)	Notes
	B/13 - B/9.5	Continuous footing undercut	90.00	3.00	3.00	30.00	$ 80.00	**$ 2,400.00**		127' length, less spread footers = approx 90'
		Continuous footing backfill	90.00	3.00	3.00	30.00	$ 24.50	**$ 735.00**		

	Using Units	Time (days)
TOTALS	**$ 84,141.54**	**19**

Area A total Undercut	143	$ 80.00	**$ 11,428.15**
Area A total Backfill	143	$ 24.50	**$ 3,499.87**
Area B total Undercut	515	$ 80.00	**$ 41,174.81**
Area B total Backfill	450	$ 24.50	**$ 11,020.01**
Area B total extra concrete under footer	65	$ 165.40	**$ 10,732.62**
Area B total extra concrete for footer size	22	$ 165.40	**$ 3,715.37**
Area B T+M Labor (suspended rebar)	1	$ 2,158.20	**$ 2,158.20**
Area B T+M equipment (suspended rebar)	1	$ 412.50	**$ 412.50**

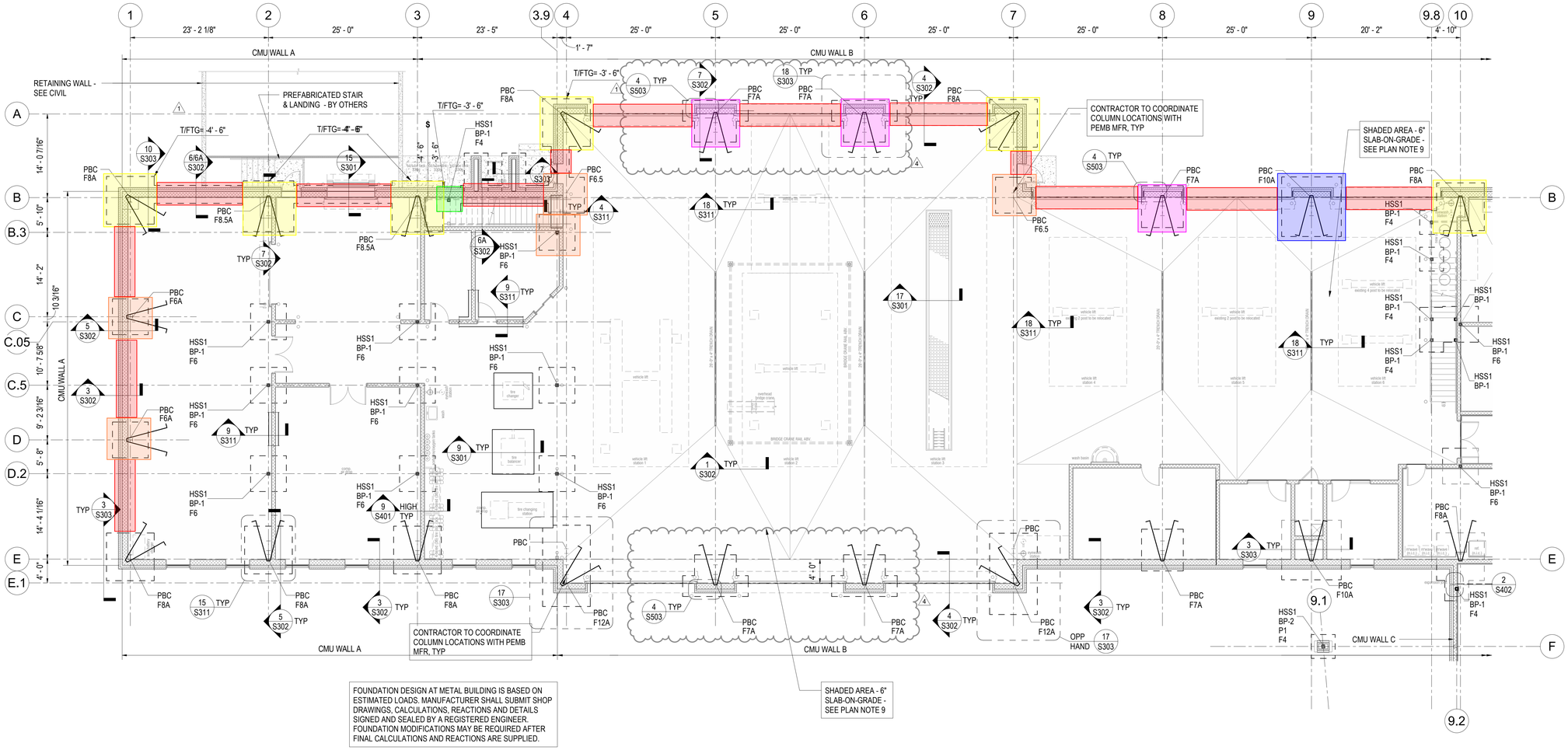

AREA A - ADDITIONAL UNDERCUT/BACKFILL OVER PREVIOUS RFC 15 QUANTITIES

TYPICAL INTERIOR CMU WALL (UNLESS NOTED OTHERWISE):
VERT: #5 AT 48" O.C.
HORIZ: W1.7 WIRE REINF AT 16"

HSS1 = HSS 5x5x3/8
PBC = PRE-ENGINEERED METAL BUILDING COLUMN (BY OTHERS)

SHEET GENERAL NOTES:
1. SEE S001 FOR STRUCTURAL ABBREVIATIONS, SYMBOLS, AND LEGENDS.
2. SEE S002 AND S003 FOR STRUCTURAL GENERAL NOTES.
3. SEE S3XX SERIES FOR TYPICAL FOUNDATION DETAILS.
4. SEE 1 / S301 FOR BASE PLATE AND ANCHOR BOLT SCHEDULE.
5. SEE 5 / S301 FOR PEDESTAL/PILASTER SCHEDULE.
6. SEE 6 / S301 FOR FOOTING SCHEDULE.
7. SEE S301 FOR BASE PLATE AND ANCHOR BOLT DETAILS.

SHEET SPECIFIC NOTES:
1. T/SLAB EL = 0'-0" UNO. SEE ARCH AND CIVIL FOR REFERENCE ELEVATION.
2. T/FTG EL = -(2'-0") BELOW REFERENCE ELEVATION UNO.
3. T/ELEV MAT = -(4-0") UNO. COORDINATE W/ ARCH & VENDOR DWGS.
4. FOUNDATIONS ARE CENTERED ON COLUMNS AND WALLS UNO.
5. PROVIDE REINF AT SLAB RE-ENTRANT CORNERS. SEE 2 / S311.
6. PROVIDE ISOLATION JOINTS AT STEEL COLUMNS. SEE 3 / S311.
7. TYPICAL SLAB-ON-GRADE SHALL BE A 4-INCH THICK CONCRETE SLAB PLACED OVER A VAPOR BARRIER AND 6" OF GRANULAR MATERIAL TYP UNO. REINFORCE WITH WWF 6X6-W2.1XW2.1 PLACED IN FLAT SHEETS AND SECURED IN TOP THIRD OF SLAB THICKNESS.
8. SLAB-ON-GRADE LOCATED IN MECH ROOMS SHALL BE A 6-INCH THICK CONCRETE SLAB PLACED OVER A VAPOR BARRIER AND 6" OF GRANULAR MATERIAL UNO. REINFORCE WITH WWF 6X6-W2.9XW2.9 PLACED IN FLAT SHEETS AND SECURED IN TOP THIRD OF SLAB THICKNESS.
9. SLAB-ON-GRADE LOCATED AT SPECIFIC AREAS IN THE PRE-ENGINEERED METAL BUILDING (MAINTENCE, STORAGE AREA ETC) SHALL BE A 6-INCH THICK CONCRETE SLAB PLACED OVER A VAPOR BARRIER AND 6" OF GRANULAR MATERIAL UNO. REINFORCE WITH WWF 6X6-W4.0XW4.0 PLACED IN FLAT SHEETS AND SECURED IN TOP THIRD OF SLAB THICKNESS.
10. WP = CMU WALL PANEL REINFORCEING.
    a. WP1: #5 AT 24" VERT, W1.7 WIRE REINFORCEMENT AT 16" HORIZONTAL
    b. WP2: #5 AT 32" VERT, W1.7 WIRE REINFORCEMENT AT 16" HORIZONTAL
11. SEE CMU NOTES ON SHEET S401 FOR CMU WALL REQUIREMENTS.
12. SEE CMU LINTEL SCHEDULE FOR REQUIREMENTS AT OPENINGS. SEE 7/S401.
13. COORDINATE EDGE OF SLAB DIMENSIONS WITH ARCH DWGS.
14. SEE ARCH DWGS FOR DIMENSIONS, RECESSES AND SLOPES NOT INDICATED.

3 **NOTE:**
CONTRACTOR TO COORDINATE FOOTING LOCATIONS WITH PEMB COLUMN DIMENSIONS.

PEMB EXTERIOR CMU WALL SCHEDULE		
CMU WALL	CMU WALL THICKNESS	VERTICAL REINFORCING
A	12"	(2)#6 AT 48" ONE BAR EACH FACE
B	12"	(2)#6 AT 24" ONE BAR EACH FACE
3 C	12"	(1)#6 AT 32"

PROVIDE HORIZ BOND BEAMS W/(2) # 5 AT 4'-0" O.C. MIN (VERTICAL SPACING) IN ALL 12" CMU EXTERIOR WALLS.

3 PROVIDE HORIZ BOND BEAM W(2) #5 AT 4'-0" O.C. MIN (VERTICAL SPACING) IN ALL 8" CMU EXTERIOR WALLS.

1 FOUNDATION PLAN - AREA A
1/8" = 1'-0"

wallace design collective
wallace-design-collective, pc
1901 west end avenue, suite 1220
nashville, tennessee 37203
615.2019770 800.364.5858
KSI Project #: 21154.00
Wallace Project #: 2293002

STATE OF TENNESSEE DAVID L. LOWER REGISTERED ENGINEER NO. 108801 1/22/23

Lambe+Associates, LLC
architecture • planning • design/build
creative solutions to build on
Lambe + Associates, LLC
106 Mission Court, Suite 303
Franklin, TN 37067
phone: 615.771.9601
llambe@comcast.net

This drawing and the design shown is the property of the Architect. The reproduction, copying, or use of this drawing without their written consent is prohibited and any infringement will be subject to legal action.

Consultants

CIVIL ENGINEER:
Civil & Environmental Consultants, Inc.

STRUCTURAL ENGINEER:
Wallace Design Collective

MECHANICAL ENGINEER:
Harpeth Park Engineering, LLC

ELECTRICAL ENGINEER:
Harpeth Park Engineering, LLC

Project

CITY OF LA VERGNE, TENNESSEE
PUBLIC WORKS AND COMMUNITY DEVELOPMENT SERVICES FACILITY
1500 E NIR SHREIBMAN BOULEVARD
LA VERGNE, TENNESSEE

rev.		date
1	SSD-2	08/16/23
3	SSD-4	10/13/23
4	SSD-5/REV 3	01/04/24

L+A Job No. 2110
01.22.23

PARTIAL FOUNDATION PLAN - AREA 'A'

S101

3

sheet

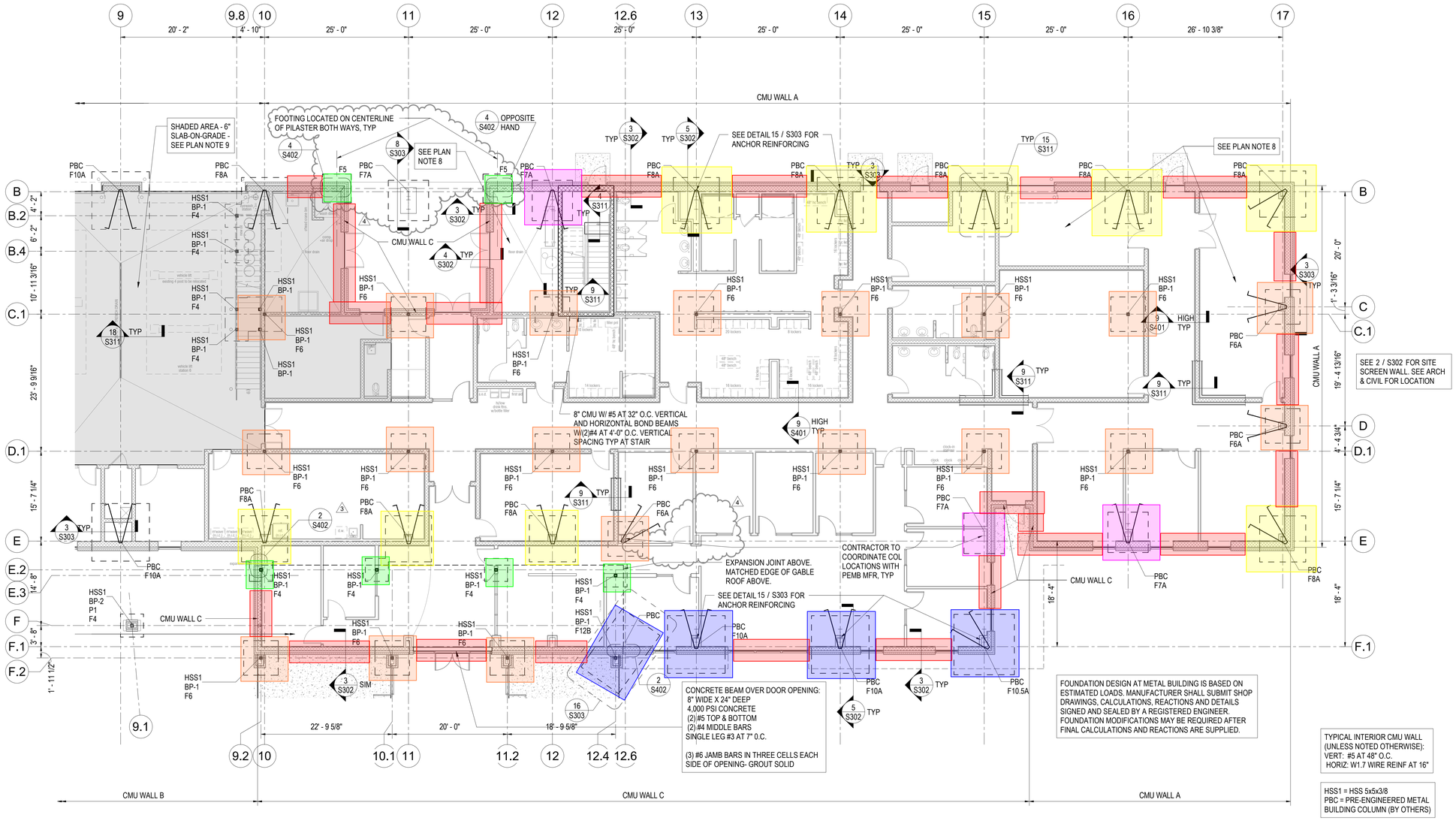

AREA B - UNDERCUT/BACKFILL AT FOOTERS

TYPICAL INTERIOR CMU WALL (UNLESS NOTED OTHERWISE):
VERT: #5 AT 48" O.C.
HORIZ: W1.7 WIRE REINF AT 16"

HSS1 = HSS 5x5x3/8
PBC = PRE-ENGINEERED METAL BUILDING COLUMN (BY OTHERS)

NOTE:
CONTRACTOR TO COORDINATE FOOTING LOCATIONS WITH PEMB COLUMN DIMENSIONS.

SEE S101 FOR PEMB 12" EXTERIOR CMU WALL SCHEDULE.

SHEET GENERAL NOTES:
1. SEE S001 FOR STRUCTURAL ABBREVIATIONS, SYMBOLS, AND LEGENDS.
2. SEE S002 AND S003 FOR STRUCTURAL GENERAL NOTES.
3. SEE S3XX SERIES FOR TYPICAL FOUNDATION DETAILS.
4. SEE 1 / S301 FOR BASE PLATE AND ANCHOR BOLT SCHEDULE.
5. SEE 5 / S301 FOR PEDESTAL/PILASTER SCHEDULE.
6. SEE 6 / S301 FOR FOOTING SCHEDULE.
7. SEE S301 FOR BASE PLATE AND ANCHOR BOLT DETAILS.

SHEET SPECIFIC NOTES:
1. T/SLAB EL = 0'-0" UNO. SEE ARCH AND CIVIL FOR REFERENCE ELEVATION.
2. T/FTG EL = -(2'-0") BELOW REFERENCE ELEVATION UNO.
3. T/ELEV MAT = -(4-0") UNO. COORDINATE W/ ARCH & VENDOR DWGS.
4. FOUNDATIONS ARE CENTERED ON COLUMNS AND WALLS UNO.
5. PROVIDE REINF AT SLAB RE-ENTRANT CORNERS. SEE 2 / S311.
6. PROVIDE ISOLATION JOINTS AT STEEL COLUMNS. SEE 3 / S311.
7. TYPICAL SLAB-ON-GRADE SHALL BE A 4-INCH THICK CONCRETE SLAB PLACED OVER A VAPOR BARRIER AND 6" OF GRANULAR MATERIAL TYP UNO. REINFORCE WITH WWF 6X6-W2.1XW2.1 PLACED IN FLAT SHEETS AND SECURED IN TOP THIRD OF SLAB THICKNESS.
8. SLAB-ON-GRADE LOCATED IN MECH ROOMS SHALL BE A 6-INCH THICK CONCRETE SLAB PLACED OVER A VAPOR BARRIER AND 6" OF GRANULAR MATERIAL UNO. REINFORCE WITH WWF 6X6-W2.9XW2.9 PLACED IN FLAT SHEETS AND SECURED IN TOP THIRD OF SLAB THICKNESS.
9. SLAB-ON-GRADE LOCATED AT SPECIFIC AREAS IN THE PRE-ENGINEERED METAL BUILDING (MAINTENCE, STORAGE AREA ETC) SHALL BE A 6-INCH THICK CONCRETE SLAB PLACED OVER A VAPOR BARRIER AND 6" OF GRANULAR MATERIAL UNO. REINFORCE WITH WWF 6X6-W4.0XW4.0 PLACED IN FLAT SHEETS AND SECURED IN TOP THIRD OF SLAB THICKNESS.
10. WP = CMU WALL PANEL REINFORCEING.
    a. WP1: #5 AT 24" VERT, W1.7 WIRE REINFORCEMENT AT 16" HORIZONTAL
    b. WP2: #5 AT 32" VERT, W1.7 WIRE REINFORCEMENT AT 16" HORIZONTAL
11. SEE CMU NOTES ON SHEET S401 FOR CMU WALL REQUIREMENTS.
12. SEE CMU LINTEL SCHEDULE FOR REQUIREMENTS AT OPENINGS. SEE 7/S401.
13. COORDINATE EDGE OF SLAB DIMENSIONS WITH ARCH DWGS.
14. SEE ARCH DWGS FOR DIMENSIONS, RECESSES AND SLOPES NOT INDICATED.

1 — PARTIAL FOUNDATION PLAN - AREA B
1/8" = 1'-0"

wallace design collective
wallace-design-collective, pc
1901 west end avenue, suite 1220
nashville, tennessee 37203
615.2019770 800.364.5858
KSI Project #: 21154.00
Wallace Project #: 2293002

DAVID A. LOWER REGISTERED ENGINEER NO. 108831 STATE OF TENNESSEE 1/22/23

Lambe+Associates, LLC
architecture • planning • design/build
creative solutions to build on
Lambe + Associates, LLC
106 Mission Court, Suite 303
Franklin, TN 37067
phone: 615.771.9601
llambe@comcast.net

This drawing and the design shown is the property of the Architect. The reproduction, copying, or use of this drawing without their written consent is prohibited and any infringement will be subject to legal action.

Consultants

CIVIL ENGINEER:
Civil & Environmental Consultants, Inc.

STRUCTURAL ENGINEER:
Wallace Design Collective

MECHANICAL ENGINEER:
Harpeth Park Engineering, LLC

ELECTRICAL ENGINEER:
Harpeth Park Engineering, LLC

Project

CITY OF LA VERGNE, TENNESSEE
PUBLIC WORKS AND COMMUNITY DEVELOPMENT SERVICES FACILITY
1500 E NIR SHREIBMAN BOULEVARD
LA VERGNE, TENNESSEE

rev.	date	
3	SSD-4	10/13/23
4	SSD-5/REV 3	01/04/24

L+A Job No. 2110
01.22.23

PARTIAL FOUNDATION PLAN - AREA 'B'

S102

sheet

From:	Backers, Mike
To:	Gary Lide; tlambe@comcast.net; Reed, Emily
Cc:	"Tyler Hughes"; Kyle Brown; Juliet J. Williams
Subject:	RE: La Vergne Public Works Facility: Footing E-16 Sketch
Date:	Friday, March 1, 2024 3:58:56 PM
Attachments:	image001.png image003.png image004.png image005.png

---

Confirmed. Based on what we are dealing with, this will be a "ground Improvement" tactic. The stress bulb created uses Bousinesq theory to dissipate the load. Tyler is familiar and this is the plan if the firm ground is not "visually" identified. This will need some judgement applied by Tyler and us to help get them out of this mire.

Michael E. Backers, P.E. / Principal
Civil & Environmental Consultants, Inc.
10300 Alliance Road, Suite 300, Cincinnati, Ohio 45242

mobile 513.410.6460
http://www.cecinc.com
http://www.linkedin.com/in/michaelbackers/

WE OWN IT. Senior Leadership • Integrated Services
Personal Business Relationships

From: Gary Lide <glide@lavergnetn.gov>
Sent: Friday, March 1, 2024 4:42 PM
To: Backers, Mike <mbackers@cecinc.com>; tlambe@comcast.net; Reed, Emily <ereed@cecinc.com>
Cc: 'Tyler Hughes' <tyler.hughes@ttlusa.com>; Kyle Brown <kbrown@lavergnetn.gov>; Juliet J. Williams <jjwilliams@lavergnetn.gov>
Subject: Re: La Vergne Public Works Facility: Footing E-16 Sketch

Mike:

Please confirm that the contractor does not need find *in-situ* firm bearing material, but they can create suitable bearing by pounding rock into the bottom of the excavations with a hoe-pack.

Thanx,

-Gary

Gary Lide, PE
Director of Engineering

City of La Vergne
Engineering Department
5175 Murfreesboro Road
La Vergne, TN 37086

☎ 615.287.8703
Cell 615.971.4069
✉glide@LaVergneTN.gov

From: Backers, Mike <mbackers@cecinc.com>
Sent: Friday, March 1, 2024 2:42 PM
To: tlambe@comcast.net <tlambe@comcast.net>; Gary Lide <glide@lavergnetn.gov>; Reed, Emily <ereed@cecinc.com>
Cc: 'Tyler Hughes' <tyler.hughes@ttlusa.com>; Kyle Brown <kbrown@lavergnetn.gov>; Juliet J. Williams <jjwilliams@lavergnetn.gov>
Subject: RE: La Vergne Public Works Facility: Footing E-16 Sketch

Caution: This email originated from outside the organization. Do not click links or open attachments unless you recognize the sender and know the content is safe.

I did speak to Tyler. He said the can test spoils from the back-hoe, or grab material from a hand auger extension. It appears that the contractor is not able to control dewatering with the equipment they have on-site and so the issue is more one of lack of visual confirmation rather than poor soil.

The detail we provided should be the option to move forward with for the exterior foundations based on our understanding of the site condition. Tyler can work with me or Emily directly if his personnel encounter bearing soils below design at the base of the excavation. The basic plan is to place the stone and pound it with a hoe-pack at the base of the excavation to achieve suitable bearing. This can be brought up in lifts to the base of the concrete.

They can call my mobile or Emily's directly. Please give us some lead time to know when the excavations will be occurring.

Michael E. Backers, P.E. / Principal
Civil & Environmental Consultants, Inc.
10300 Alliance Road, Suite 300, Cincinnati, Ohio 45242

mobile 513.410.6460
http://www.cecinc.com
http://www.linkedin.com/in/michaelbackers/

WE OWN IT. Senior Leadership • Integrated Services
Personal Business Relationships

From: tlambe@comcast.net <tlambe@comcast.net>
Sent: Friday, March 1, 2024 3:16 PM
To: Backers, Mike <mbackers@cecinc.com>; 'Gary Lide' <glide@lavergnetn.gov>; Reed, Emily <ereed@cecinc.com>
Cc: 'Tyler Hughes' <tyler.hughes@ttlusa.com>; 'Kyle Brown' <kbrown@lavergnetn.gov>; 'Juliet J. Williams' <jjwilliams@lavergnetn.gov>
Subject: RE: La Vergne Public Works Facility: Footing E-16 Sketch

Mike, did you and Tyler talk yet? We really do need a workable solution asap.

Thanks for your help!
Tim

From: Backers, Mike <mbackers@cecinc.com>
Sent: Tuesday, February 27, 2024 5:37 PM
To: Gary Lide <glide@lavergnetn.gov>; Reed, Emily <ereed@cecinc.com>
Cc: tlambe@comcast.net; Tyler Hughes <tyler.hughes@ttlusa.com>; Kyle Brown <kbrown@lavergnetn.gov>; Juliet J. Williams <jjwilliams@lavergnetn.gov>
Subject: RE: La Vergne Public Works Facility: Footing E-16 Sketch

Gary:

Emily is out on a drilling project. I thought I would send a note here to get this conversation back to the front.

Based on what we discussed, this appears that the contractor should have pumps on-site that can keep up with water flowing into these excavations. If this is NOT the case, then is this means and methods or yours to solve?

TTL stated that they were reaching decent bearing at the base, if they cannot visually see the base, can they test spoils from the back-hoe, or grab material from a hand auger extension?

The method we are using absorbs some of the bearing pressure into the gravel, thus reducing the bearing at the base of the excavation. There are other alterations we can discuss.

I recommend Tyler reach out to me in the morning to discuss the situation so I understand the nuances better, and we can determine a few strategies moving forward.

Michael E. Backers, P.E. / Principal
Civil & Environmental Consultants, Inc.
10300 Alliance Road, Suite 300, Cincinnati, Ohio 45242

mobile 513.410.6460
http://www.cecinc.com
http://www.linkedin.com/in/michaelbackers/

WE OWN IT. Senior Leadership • Integrated Services
Personal Business Relationships

From: Backers, Mike
Sent: Friday, February 23, 2024 5:31 PM
To: Gary Lide <glide@lavergnetn.gov>; Reed, Emily <ereed@cecinc.com>
Cc: tlambe@comcast.net; Tyler Hughes <tyler.hughes@ttlusa.com>; Kyle Brown <kbrown@lavergnetn.gov>; Juliet J. Williams <jjwilliams@lavergnetn.gov>
Subject: RE: La Vergne Public Works Facility: Footing E-16 Sketch

Understand Gary. Thank you for the clarification. Emily and I will review and respond Monday morning.

Michael E. Backers, P.E. / Principal
Civil & Environmental Consultants, Inc.
10300 Alliance Road, Suite 300, Cincinnati, Ohio 45242

mobile 513.410.6460
http://www.cecinc.com
http://www.linkedin.com/in/michaelbackers/

WE OWN IT. Senior Leadership • Integrated Services
Personal Business Relationships

From: Gary Lide <glide@lavergnetn.gov>
Sent: Friday, February 23, 2024 4:32 PM
To: Reed, Emily <ereed@cecinc.com>; Backers, Mike <mbackers@cecinc.com>
Cc: tlambe@comcast.net; Tyler Hughes <tyler.hughes@ttlusa.com>; Kyle Brown <kbrown@lavergnetn.gov>; Juliet J. Williams <jjwilliams@lavergnetn.gov>
Subject: Re: La Vergne Public Works Facility: Footing E-16 Sketch

Emily and Mike:

I have now had the opportunity to look more closely at the E-16 sketch and found that it is fundamentally changed from what we discussed and does not meet our needs.

The most important issue that we must overcome is that **THERE IS NO 'FIRM SUITABLE BEARING SURFACE' AT THE BOTTOM OF THESE HOLES.** Reaching such a surface would require digging well beyond the depth accessible by a normal backhoe or trackhoe.

We need a solution that accounts for the above fact.

If you mean something different by 'firm suitable bearing surface' than how a reasonable person would define that phrase, then please provide a definition so that Baron knows what they are looking for. We discussed dealing with the soils that we have in the bottom of the hole and then not doing blow counts until some amount of stone had been placed therein.

<u>We need the following:</u>

1. A requirement where they dig to a max depth UNLESS they find a firm, suitable bearing surface.
2. A note regarding at what depth of gravel the blow counts will be taken and what will be acceptable in terms of blow counts (or other means of testing).

Please let me know if you want to convene another meeting to discuss.

-Gary
Gary Lide, PE
Director of Engineering

City of La Vergne
Engineering Department
5175 Murfreesboro Road
La Vergne, TN 37086

☎ 615.287.8703
Cell 615.971.4069
✉glide@LaVergneTN.gov

From: Gary Lide <glide@lavergnetn.gov>
Sent: Thursday, February 22, 2024 7:21 AM
To: Reed, Emily <ereed@cecinc.com>
Cc: tlambe@comcast.net <tlambe@comcast.net>; Tyler Hughes <tyler.hughes@ttlusa.com>; Kyle Brown <kbrown@lavergnetn.gov>; Juliet J. Williams <jjwilliams@lavergnetn.gov>; Backers, Mike <mbackers@cecinc.com>
Subject: Re: La Vergne Public Works Facility: Footing E-16 Sketch

Emily and Mike:

Thank you for working with us and getting this done so quickly.

-Gary
Gary Lide, PE
Director of Engineering

City of La Vergne
Engineering Department
5175 Murfreesboro Road
La Vergne, TN 37086

☎ 615.287.8703
Cell 615.971.4069
✉glide@LaVergneTN.gov

From: Reed, Emily <ereed@cecinc.com>
Sent: Wednesday, February 21, 2024 4:57 PM
To: Gary Lide <glide@lavergnetn.gov>
Cc: tlambe@comcast.net <tlambe@comcast.net>; Tyler Hughes <tyler.hughes@ttlusa.com>; Kyle Brown <kbrown@lavergnetn.gov>; Juliet J. Williams <jjwilliams@lavergnetn.gov>; Backers, Mike <mbackers@cecinc.com>
Subject: La Vergne Public Works Facility: Footing E-16 Sketch

Caution: This email originated from outside the organization. Do not click links or open attachments unless you recognize the sender and know the content is safe.

Good afternoon Gary,

As discussed on our call this morning, we have prepared a sketch depicting our recommendation for how to approach the concerns identified in Footing E-16 related to a subsurface seep. Please note that this sketch only applies to Footing E-16 and we may need to provide additional guidance if this happens again somewhere else onsite.

Please let me know if you have any questions.

Thanks!

Emily C. Reed, P.E. | *Project Manager*
Civil & Environmental Consultants, Inc.
117 Seaboard Lane, Suite E-100, Franklin, TN 37067
Office 615.333.7797 **Mobile** 615.767.0712 **Email** ereed@cecinc.com
Senior Leadership · Integrated Services · Personal Business Relationships
Registered Professional Engineer in TN, KY, MO, and VA

CEC NASHVILLE CELEBRATING 25 YEARS

This electronic communication and any attachments are intended solely for the use of the person or entity to which it is addressed, and may contain information that is confidential, privileged and exempt from disclosure under applicable law, including copyright law. If you are not the intended recipient of this message, you are prohibited from disclosing, reproducing, distributing, disseminating or otherwise using this transmission. Please promptly notify the sender by reply electronic communication and immediately delete this message from your system.

NOTICE:
The City of La Vergne is subject to Tennessee statutes relating to public records. Email sent or received by City employees are subject to these laws. Unless otherwise exempted from the public records law, senders and receivers of City email should presume that the email are subject to release upon request, and to state record retention requirements.

This email and any files transmitted with it are confidential and are intended solely for the use of the individual or entity to which they are addressed. The recipient should check this email and any attachments for the presence of viruses. The City of La Vergne accepts no liability for any damage that may be caused by a virus that may be inadvertently transmitted by this email.

If you have received this email in error, please destroy it and notify the sender immediately.

Project: La Vergne Public Works Facility
Project No.: 315-277
Drawn By: ECR
Checked By: MEB
Date: 2/21/24

Civil & Environmental Consultants, Inc.

Area "B"
Footing E-16, Type 7A

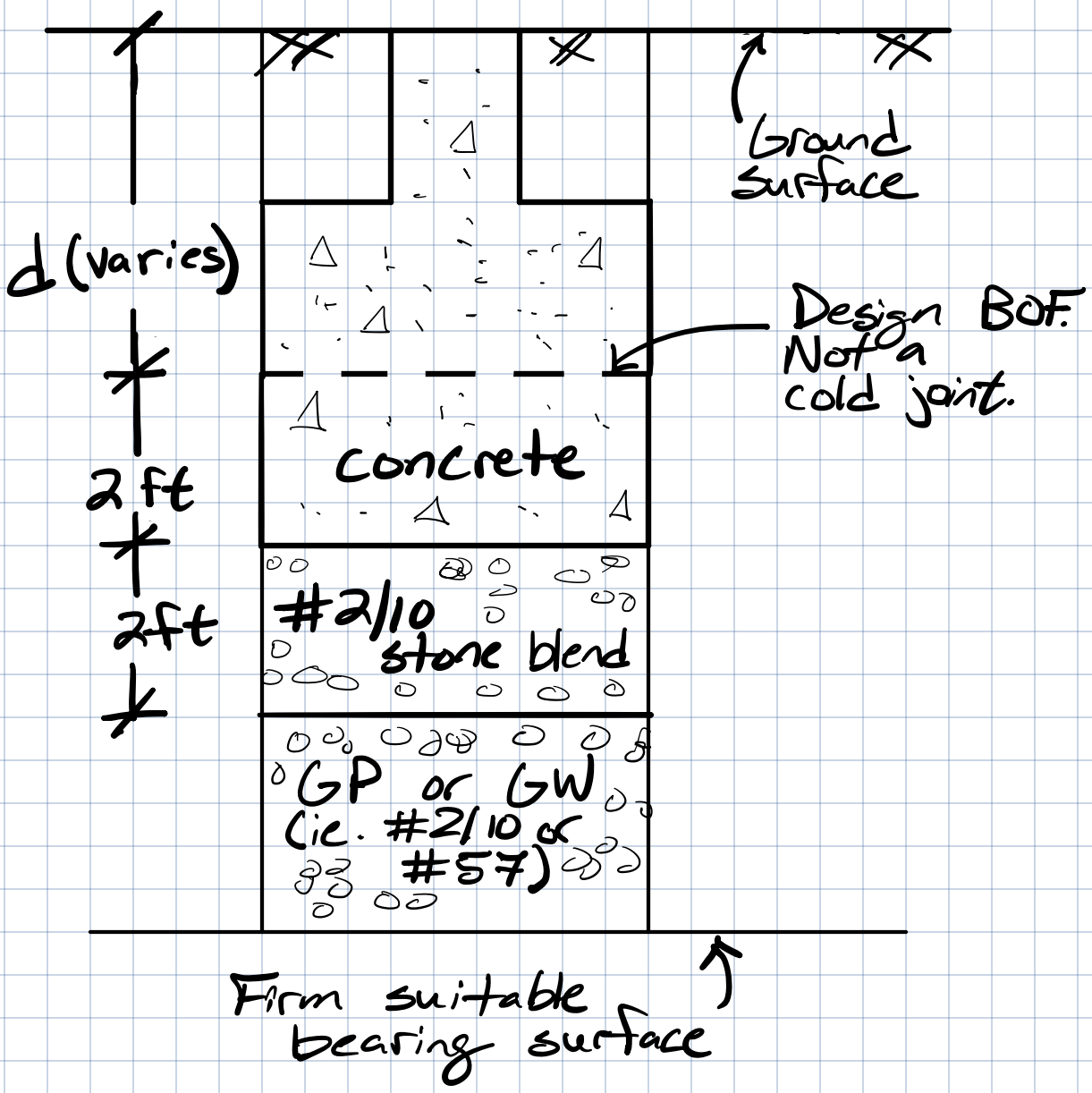

RFC 30

2305 La Vergne Public Works &CDSF
La Vergne, TN

RFC 30

Credit for reduced pricing for Oil interceptor based on Mi-Fab model compared to the originally specified Zurn model as approved in change order RFC 18

4/10/2024

COST CATEGORY/ITEM	UNIT PRICE	QUANTITY	TOTALS	NOTES
Credit for reduced cost of Zurn Oil interceptor				
Credit Zurn Cost	$ (75,262.00)	1.00	$ (75,262.00)	Credit cost for the specified Zurn Z1188-ST
Add for Revised Cost	$ 60,961.00	1.00	$ 60,961.00	Updated pricing for the alternate Mi-Fab product
SUBTOTAL			**$ (14,301.00)**	

Location: _____

MIFAB®

SUPER-OS

SUPERMAX® – GRAVITY OIL / SEDIMENT INTERCEPTOR – 500 – 2,000 GALLONS LIQUID HOLDING CAPACITY

Specification: MIFAB® Series SUPER-OS- _____ (indicate model) gravity oil / sediment interceptor with liquid holding capacity of _____ (indicate), limited lifetime warranty and is made in the U.S.A. out of seamless, rotationally molded High Density Polyethylene with 3/8" uniform wall thickness. Interceptor is designed for below ground installation (the 2000 gallon model can only be installed below ground) and includes an adjustable top assembly system, sample port access, deep seal trap covered by "special duty" load rated (over 10,000 lbs.) ductile iron top inlet grates, sediment bucket (3/8" Dia. holes, 1/2" apart) within top assembly, internal air relief by-pass, sample port access, base for support and 4" no hub outlet connection. The high density polyethylene material is PE 3135 from Dow 9.39 with a density of 0.939 g/cm3.

Function: Oil / sediment interceptors are required anywhere oil and sediment may be introduced to the public sewer system in applications such as: repair garages, oil change stations, car wash facilities, parking garages and facilities where oil and flammable liquid waste are produced as a result of manufacturing, storage, maintenance, repair or testing processes. Sediment and debris are collected inside of the internal sediment bucket. Regular maintenance is required to keep the interceptor functioning. Interceptor to be installed flush with the floor. Standard SUPER-OS models are made with "special duty" load rated (over 10,000 lbs.) ductile iron top inlet grates. The optional -SI models are made with an 4" no hub inlet opposite the outlet. Maximum operating temperature: 150º F continuous.

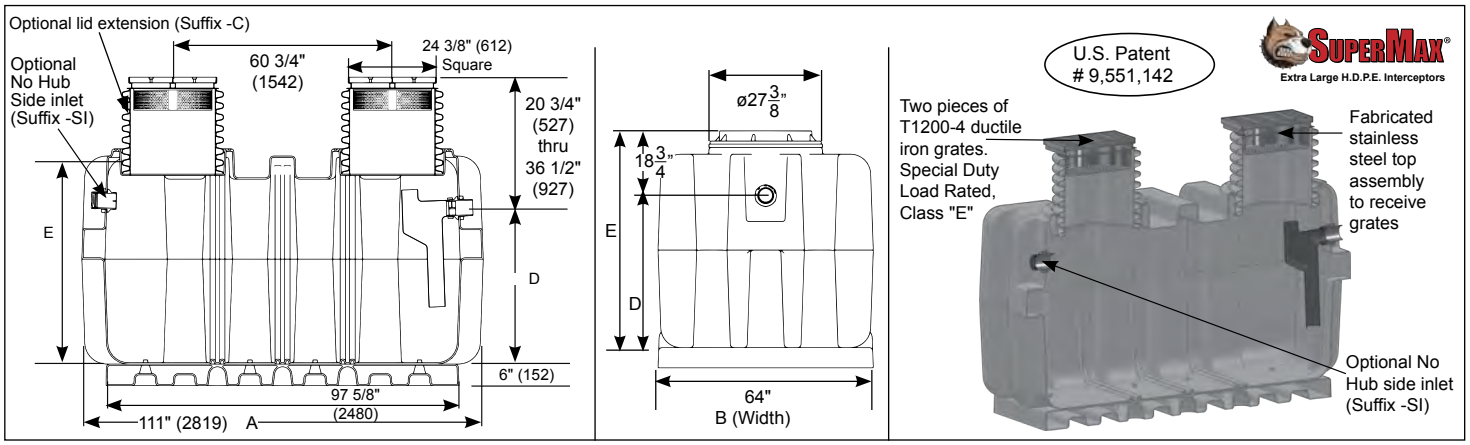

Model	Liquid Holding Capacity (Gallons)	A	Width B	D Dim.	E Dim.	F Outlet Connection Size	Shipping Weight (Lbs.)
SUPER-500-OS	500 (1,890 litres)	111" (2820 mm)	64" (1630 mm)	24.25" (616 mm)	40 1/2" (1029 mm)	4" (102 mm)	1060
SUPER-750-OS	750 (2,840 litres)	111" (2820 mm)	64" (1630 mm)	32.88" (835 mm)	49 1/8" (1248 mm)	4" (102 mm)	1125
SUPER-1000-OS	1,000 (3,790 litres)	111" (2820 mm)	64" (1630 mm)	43.25" (1099 mm)	59 1/2" (1511 mm)	4" (102 mm)	1185
SUPER-1300-OS	1,300 (4,921 litres)	111" (2820 mm)	64" (1630 mm)	54.25" (1378 mm)	70 1/2" 1791 mm)	4" (102 mm)	1260
SUPER-1500-OS	1,500 (5,688 litres)	111" (2820 mm)	64" (1630 mm)	62" (1575 mm)	78 1/4" (1988 mm)	4" (102 mm)	1360
SUPER-2000-OS	2,000 (7,570 litres)	111" (2820 mm)	64" (1630 mm)	83.50"2121mm	99 3/4" (2534 mm)	4" (102 mm)	1460

SUFFIX	OPTIONAL VARIATIONS	PART NO.
-3	Stainless steel veneers bolted to top of ductile iron grates (4 pcs. Included)	T1200-PGV-3
-AK	Anchor kit for all SuperMax interceptors	SUPER-*-AK-SET (* = Specify Size)
-C	Lid Extension - up to 44" high - (2 pieces included)	SUPER-EXT-44
-C	Lid Extension - up to 72" high - (2 pieces included)	SUPER-EXT-72
-C	Lid Extension - up to 94" high - (2 pieces included)	SUPER-EXT-94
-FL-C	Membrane clamp kit - for all SuperMax interceptors (2 pcs. Included)	SUPER-FLM (2 pcs. Included)
-F6	6" no hub inlet and outlet (2 pcs. Included) (flow rate of 700 GPM with 6" connections)	MI-G-PL-PF6
-F8	8" no hub inlet and outlet (2 pcs. Included) (flow rate of 1200 GPM with 8" connections) (not available for side inlets / outlets)	MI-G-PL-PF8
-HLA	High level alarm and float switch (to be installed on site) (for Lil Max, Big Max, SuperMax)	XL-MI-PL-HLA
-LHSI	No hub inlet on left hand side (not available with sediment bucket) (for Lil Max, Big Max, SuperMax)	MI-G-PL-PF4
-LHSO	No hub outlet on left hand side (not available with sediment bucket) (for Lil Max, Big Max, SuperMax)	MI-G-PL-PF4
-POK	Remote pump out kit	SUPER-MAX-POK
-RHSI	No hub inlet on right hand side (not available with sediment bucket) (for Lil Max, Big Max, SuperMax)	MI-G-PL-PF4
-RHSO	No hub outlet on right hand side (not available with sediment bucket) (for Lil Max, Big Max, SuperMax)	MI-G-PL-PF4
-RPO	4" Remote pump outlet connections on top of interceptor - specify location and number required	SUPER-MAX-RPO
-SI	No hub side inlet on opposite side of outlet	MI-G-PL-PF4
-SP	External sampling port - inline, high connections	SUPER-SP
-SP-L	External sampling port - inline, low connections	SUPER-SP-L
-SP-OF	External sampling port - offset	SUPER-SP-OF
-SST	Fire resistant fabricated stainless steel interceptor	Contact MIFAB®
-ST	Fire resistant fabricated 10 gauge powder epoxy coated steel interceptor	Contact MIFAB®
-T	Female threaded connections - 4" (2 pcs. Included)	MI-G-PL-PF4T
-V	No hub vent connection - 4" - (specify number required and location - side and / or top) (2", 3" available - Specify -V2, -V3 - same price)	MI-G-PL-PF4

CALIFORNIA PROPOSITION 65 WARNING. This product contains chemicals known to the State of California to cause cancer and birth defects or other reproductive harm.

Job Name: _____ Page No: _____

Section No: _____ Contractor: _____

Schedule No: _____ Purchase Order No: _____

MIFAB® *reserves the right to make changes in material and design without formal notice and obligation.*

USA: 1-800-465-2736 www.mifab.com CAN: 1-800-387-3880

Change Order Authorization Form: 101A

Jarrett Companies Information

Division: Jarrett Builders [X] Jarrett Paving [ ] Jarrett Fire [ ] Jarrett Concrete [ ]

Project Manager: Chris Hendley

Date: 3/21/2024

Customer Information

Company Name: Baron Construction

Address: 652 Old Ezell Road, Nashville, TN

Project Manager / Owner Representative: Roy Bruce

Project Information

Project Name: City of LaVergne Public Works & Community Development Services Facility

Job No.: 23156J

Project Address: 1500 East Nir Shreiban Blvd, LaVergne, TN

Change Order Number: 5

Change Order Type:

T&M [ ] Unit Rate [ ] Daily Rate [ ] Lump Sum [X]

Description

Install oil interceptor and corresponding pipe

Exclusions

Same as proposal

Cost

$75,262.00 credit/deduct (Zurn)

Additional Days Requested

5 Days

Acceptance & Authorization :

Signature below denotes acceptance of work and associated cost described above as well as confirmation and authorization to proceed.

Signature: _____ Signature: _____

Name (print): Name (print):

Company: Company:

Title: Title:

Date: Date:

1106 Lebanon Pike, Nashville, Tennessee 37210 / Office: (615) 515-1270 / Fax: (615) 515-1271

CHANGE ORDER BREAKOUT

ITEM DESCRIPTION		MATERIAL				LABOR				EQUIPMENT			
		QUANTITY	UNIT	COST	TOTAL	QUANTITY	UNIT	COST	TOTAL	QUANTITY	UNIT	COST	TOTAL
Zurn Traffic Rated Oil / Water Separater		1	EA	$ 33,170.65	$ 33,170.65				$ -				$ -
4" PVC		120	LF	$ 5.21	$ 625.20				$ -				$ -
Cleanout Assembly (traffic rated)		1	EA	$ 550.00	$ 550.00				$ -				$ -
57 Stone		155	TONS	$ 32.00	$ 4,960.00				$ -				$ -
					$ -				$ -				$ -
					$ -				$ -				$ -
Superintendent					$ -	5	HRS	$ 50.00	$ 250.00				$ -
Foreman					$ -	50	HRS	$ 45.00	$ 2,250.00				$ -
Operator					$ -	50	HRS	$ 35.00	$ 1,750.00				$ -
Pipe Layer					$ -	50	HRS	$ 30.00	$ 1,500.00				$ -
Laborer					$ -	50	HRS	$ 25.00	$ 1,250.00				$ -
Survey Crew					$ -	5	HRS	$ 135.00	$ 675.00				$ -
Superintendent Truck					$ -				$ -	5	HRS	$ 15.00	$ 75.00
Foreman Truck					$ -				$ -	5	Day	$ 110.00	$ 550.00
Mini Excavator					$ -				$ -	5	Day	$ 311.00	$ 1,555.00
Loader					$ -				$ -	5	Day	$ 379.00	$ 1,895.00
Dump Fees					$ -				$ -	7	EA	$ 150.00	$ 1,050.00
Dump Truck					$ -				$ -	45	HRS	$ 130.00	$ 5,850.00
Second Tier Subcontractor		Material Subtotal			$ 39,305.85	Labor Subtotal			$ 7,675.00				
Mid Tn Concrete Cutters	$ 500.00	Material Taxes %			9.25%	Labor Burden			40%				
		Material Taxes			$ 3,635.79	Labor Burden			$ 3,070.00				
Sub Total	$ 500.00	Material Total			$ 42,941.64	Labor Total			$ 10,745.00	Equipment Total			$ 10,975.00

Subcontractor Total	$ 500.00
Material Total	$ 42,941.64
Equipment Total	$ 10,975.00
Labor Total	$ 10,745.00
Subtotal	$ 65,161.64

10.0%	Overhead	$ 6,516.16
5.0%	Profit	$ 3,583.89
OH & Profit Total		$ 10,100.05
Total Change Order Cost		**$ 75,262**

Change Order Authorization Form: 101A

Jarrett Companies Information

Division: Jarrett Builders [X] Jarrett Paving [ ] Jarrett Fire [ ] Jarrett Concrete [ ]

Project Manager: Chris Hendley

Date: 3/21/2024

Customer Information

Company Name: Baron Construction

Address: 652 Old Ezell Road, Nashville, TN

Project Manager / Owner Representative: Roy Bruce

Project Information

Project Name: City of LaVergne Public Works & Community Development Services Facility

Job No.: 23156J

Project Address: 1500 East Nir Shreiban Blvd, LaVergne, TN

Change Order Number: 5

Change Order Type:

T&M [ ] Unit Rate [ ] Daily Rate [ ] Lump Sum [X]

Description

Install oil interceptor and corresponding pipe

Exclusions

Same as proposal

Cost

$60,961.00 add (Mi-Fab)

Additional Days Requested

5 Days

Acceptance & Authorization :

Signature below denotes acceptance of work and associated cost described above as well as confirmation and authorization to proceed.

Signature: _____ Signature: _____

Name (print): Name (print):

Company: Company:

Title: Title:

Date: Date:

1106 Lebanon Pike, Nashville, Tennessee 37210 / Office: (615) 515-1270 / Fax: (615) 515-1271

RFC 31

2305 La Vergne Public Works &CDSF **RFC 31**
La Vergne, TN

Credit for elimination of one urinal at Men's Toilet B117. Quantity reduced from 4 to 3 urinals per RFI 59 response **4/29/2024**

COST CATEGORY/ITEM	UNIT PRICE	QUANTITY	TOTALS	NOTES
Credit for reduced fixture count in B117				
Credit for Urinal	$ (2,116.00)	1.00	$ (2,116.00)	Credit for cost for one deleted urinal
Credit for Urinal Screen	$ (245.00)	1.00	$ (245.00)	Credit for one urinal screen no longer required
SUBTOTAL			**$ (2,361.00)**	

Baron Construction LLC
652 Old Ezell Rd
Nashville, Tennessee 37217
P: +16156907770

Project: 2305 City of La Vergne Public Works & Community Development Services Facility
1500 E Nir Shreibman Boulevard
La Vergne, Tennessee 37086

RFI #59: Mens Toilet B117 Dimensions

Status	Closed on 03/04/24		
To	Chris Gresham (Harpeth Park Engineering PLLC) Tim Lambe (Lambe & Associates, LLC) *(Response Required)*	**From**	Roy Bruce (Baron Construction, LLC) 652 Old Ezell Rd Nashville, Tennessee 37217
Date Initiated	Mar 4, 2024	**Due Date**	Mar 7, 2024
Location		**Project Stage**	Course of Construction
Cost Impact	TBD	**Schedule Impact**	TBD
Spec Section		**Cost Code**	
Drawing Number	A108, P002	**Reference**	
Linked Drawings			
Received From			
Copies To	Roy Bruce (Baron Construction, LLC), Annie Flanagin (Baron Construction, LLC), Gary Lide (City of La Vergne, TN)		

Activity

Question

Question from Roy Bruce Baron Construction, LLC *on Monday, Mar 4, 2024 at 08:51 AM CST*

Tim,

The spacing of the urinals in Men's Toilet B117 (see sheet A108) is shown as 2' - 3 7/8" inside to inside. The plumber is saying code is 30" spacing meaning we appear to need an additional 2 1/8" to meet code. This appears to be the only bathroom with this situation.

Please confirm how we are to proceed in this area - is it acceptable to use the spacing shown for rough in? If not, what do we need to change?

Official Response

Response from Tim Lambe Lambe & Associates, LLC *on Monday, Mar 4, 2024 at 10:28 AM CST*

Revise per attached sketch; we're fine on our fixture counts. Please issue an RFC for the credit.

Attachments
030424 RFI-59 Response.pdf

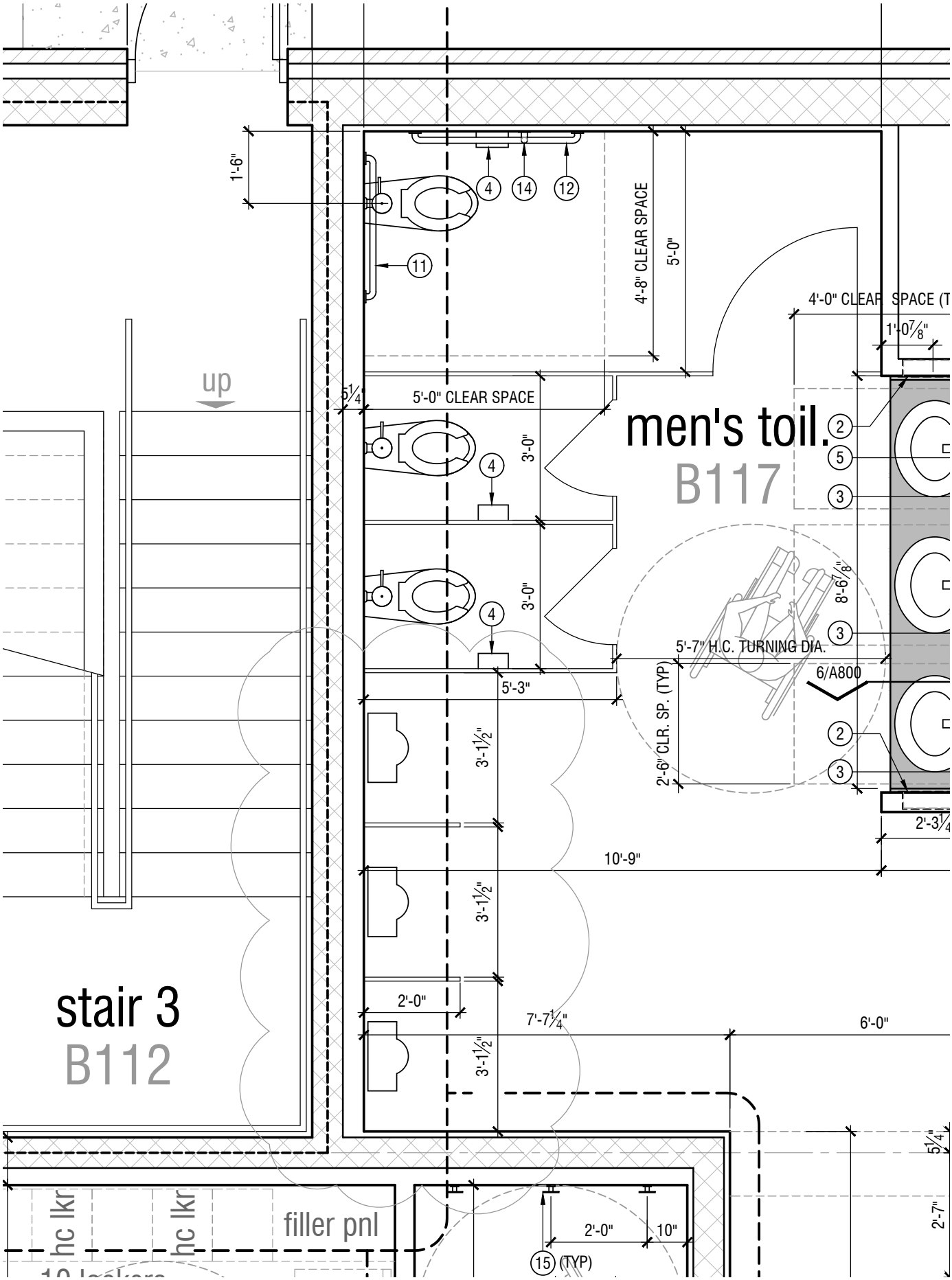
men's toil.
B117
stair 3
B112
up
1'-6"
4'-8" CLEAR SPACE
5'-0"
4'-0" CLEAR SPACE (T
1'-0 7/8"
5 1/4"
5'-0" CLEAR SPACE
3'-0"
3'-0"
8'-6 7/8"
5'-7" H.C. TURNING DIA.
6/A800
5'-3"
2'-6" CLR. SP. (TYP)
3'-1 1/2"
3'-1 1/2"
3'-1 1/2"
2'-3 1/4"
10'-9"
2'-0"
7'-7 1/4"
6'-0"
5 1/4"
2'-7"
filler pnl
2'-0"
10"
(TYP)

Hornbuckle Plumbing Company

April 11, 2024

Baron Construction
652 Old Ezell Road
Nashville, Tennessee 37217
615/ 690-7775

Attn: Roy Bruce

RE: LPW

** DELETE 1 – URINAL IN MENS TOLIET B117 AS PER RFI #59*

DEDUCT **$2,116.00**

Sincerely,

Ernie Midgett
HORNBUCKLE PLUMBING COMPANY

FEDERAL ID: 62-1006188
ID NUMBER: 00020065
EXPIRATION DATE: MAY 31, 2024
CLASSIFICATIONS: CMC-A; MU-A-2, 3; S – MEDICAL GAS
$3,000,000.00

P.O. Box 281376 · Nashville, Tennessee 37228
Phone 615-255-7387 · Fax 615-255-7383

RFC 32

2305 La Vergne Public Works &CDSF **RFC 32**
La Vergne, TN

Credit for missing girder bars, that were not installed in slab on deck in area C/F. **5/17/2024**

COST CATEGORY/ITEM	UNIT PRICE	QUANTITY	TOTALS	NOTES
Credit for Girder Bars				
Credit for Rebar	$ (1,065.00)	1.00	$ (1,065.00)	Credit for 300 pieces of #4, 6'-0" long
Credit for Installation	$ (2,000.00)	1.00	$ (2,000.00)	Credit for six men 9 hours install time
SUBTOTAL			**$ (3,065.00)**	

Subtotal	$	(3,065.00)	
Indirect	$	(122.60)	4%
Fee	$	(191.26)	6%
TOTAL	**$**	**(3,378.86)**	

Volunteer Rebar, LLC.

Quotation No:	24.05.17	May 17, 2024

To: ALL BIDDERS

Attn:
Phone:
Fax:

Subject: La Vergne Public Works Extra
Loc.: LA Vergne, TN
Archt.:
Plans: See Below
Spec.: No
Addms: N/A

We propose to furnish the following described materials required for this project, in accordance with the conditions of the Codes of Standard Practice of the Concrete Reinforcing Steel Institute and our Standard Conditions of Sale which are made a part hereof. Weights given are for informational purposes only. Pricing is for plain reinforcing bars ASTM A615 Grade 60, cut to length, bent, bundled and tagged including placing plans.

Base Bid Concrete: Approximately 0.7 tons. $1,065.00
Plus Applicable Sales Tax.

EXCLUSIONS:

1) Bar supports for bottom layer of reinforcing on grade.
2) Bar supports for top bars in mats thicker than 4'-0".
3) Bar supports for walls, columns, sides of beams or any other vertical surface.
4) Bar supports for wire mesh on grade or metal deck.
5) Reinforcing and/or and related accessories for precast concrete.
6) Weldable grade A706 reinforcing and/or reinforcing welded to miscellaneous or structural steel.
7) Galvanized, stainless, MMFX or epoxy coated reinforcing steel.
8) Grade 75 reinforcing steel.
9) Dimensions on placing drawings other than those required by the CRSI Manual of Standard Practice.
10) Review of approval of placing plans by a registered PE.
11) Smooth dowels, basket assemblies and expansion caps.
12) Mechanical couplers or formsavers/dowel bar subs.
13) Metal tags (weather proof plastic tags included).
14) Unloading at jobsite, erection, or field labor of any kind.
15) Any reinforcing for site work, exterior utilities, drainage structures, or piling unless noted on quote.
16) Electrical Duct Encasements & Mechanical Pipe Encasements.
17) Post tension support and backup bars or bar supports for post tension.
18) Lifting inserts or any added reinforcing at lifting insert and/or embeds.
19) Exclude all reinforcing and accessories shown on drawings for pour strips expansion joints, or construction joints if location is not specifically shown on drawings.
20) All allowances are excluded, unless noted on quote.
21) Any added reinforcing at MEP sleeves, penetration, or openings unless located on structural drawings

Volunteer Rebar, LLC.

Quotation No: 24.05.17	May 17, 2024

ACCEPTED BY BUYER	VOLUNTEER REBAR, LLC
This day of 20	By: Date 5/17/24
Buyer's name	Name/Title
By	Approved this day of 20
Name/Title	By:
	Name/Title

TERMS AND CONDITIONS OF SALE

Any additional detailing caused by revisions and / or changes made by the contractor / owner will be billed @ $85.00 per hour.

Prices quoted are firm for shipment thru 10 days from date of quote

The price for rebar shipped after this date will increase/decrease based on mill stock price increase letters

The price for couplers, mesh and bar supports shipped after this date will increase 6% each 6 months, cumulative.

Add Sales Tax to prices shown if applicable.

The above prices are based on shipping (1) 40,000 lb truckload lots. Unloading not included

Two hour unloading time is allowed, and additional time will be charged at $75.00/hour.

Additional deliveries will be charged @ $150.00 / each

F.O.B. JOBSITE - TRUCK TO NEAREST PRACTICAL POINT ON JOBSITE

Seller must be notified within **5 days** of receipt of the products of any claims for shortages, errors in shipment or errors in charges. Failure to give such notice shall constitute unqualified acceptance and a waiver of all such claims by the Buyer.

Detailing and Shipment shall be based upon a mutually agreeable schedule.

TERMS: Net 30 days from date of invoice.

Prices quoted are for acceptance within 7 days from the date of quotation. After 7 days, the prices will be subject to renegotiation.

Buyer will allow seller 48 hours to fix and or replace any shortages, omissions, errors, without any costs or charges associated and assigned to Seller for the event.

Seller will not accept charges for material purchased or other work performed by Buyer to remedy errors or shortages unless Seller gives Buyer written approval. In the event, Seller will reimburse Buyer for all actual direct costs.

Any claim whatsoever that Buyer may have against Seller must be presented to the Seller within 45 days of the occurrence. Any claim against Seller submitted after that timeframe will not be accepted.

THM Concrete

2727 union hall rd Clarksville, TN 37040

Phone #: (931) 320-0877

Deduct for Missing Girder Rebar on Area F

PCO

Project Name: City of LaVergne Public works & Community Dev Services

Owner : Baron Construction LLC
Roy Bruce
652 Old Ezell Rd
Nashville, TN 37217

Architect:

PCO # 50
Printed On: 05/17/2024
Created On: 05/16/2024
Job Number # 23-020
Architect # :

	Description	Bid Amount	Status	Change Date
1	Deduct for installation of girder rebar on Area F metal deck. 6 men at $37 hr for 9 hours	$2,000.00	Pending	
	Total:	**$2,000.00**		

Please find above pricing as you requested. If this is acceptable, please confirm so we may proceed with a change order.

Thank You,

Kevin Peterson
Project Manager

Roy Bruce

From: David Lower <david.lower@wallace.design>
Sent: Thursday, May 9, 2024 4:31 PM
To: Roy Bruce
Cc: Tim Lambe; Gary Lide
Subject: Re: La Vergne Public Works - Girder Bars
Attachments: S121_ PARTIAL SECOND FLOOR FRAMING PLAN-AREA D Rev.2 markup WDC 5-9-2024.pdf; S122_ PARTIAL SECOND FLOOR FRAMING PLAN-AREA E Rev.2 WDC 5-9-2024.pdf; S123_ PARTIAL SECOND FLOOR FRAMING PLAN-AREA F Rev.2 WDC 5-9-2024.pdf

Roy,

It's really the "green" lines on the attached .....

Please let me know if you have any questions.

Thanks,

Dave

david lower, pe se
principal

wallace design collective, pc
615.321.9710 o · 629.202.4570 d

atlanta · denver · kansas city · nashville · oklahoma city · tulsa

On Thu, May 9, 2024 at 3:21 PM Roy Bruce <rbruce@baronconstructionllc.com> wrote:

> Dave,
>
> Just so I'm not confusing anything here, would you be able to take a look at the attached and confirm that what I've highlighted is correct for the design intent locations of the girder bars? I want to make sure I'm not missing something
>
> Thank you,
>
> Roy

Roy Bruce

Project Manager

Baron Construction, LLC

652 Old Ezell Road

Nashville, TN 37217

Mobile: 629.214.5690

Office: 615.690.7770 ext. 1008

Fax: 615.690.7775

rbruce@baronconstructionllc.com

www.baronconstructionllc.com

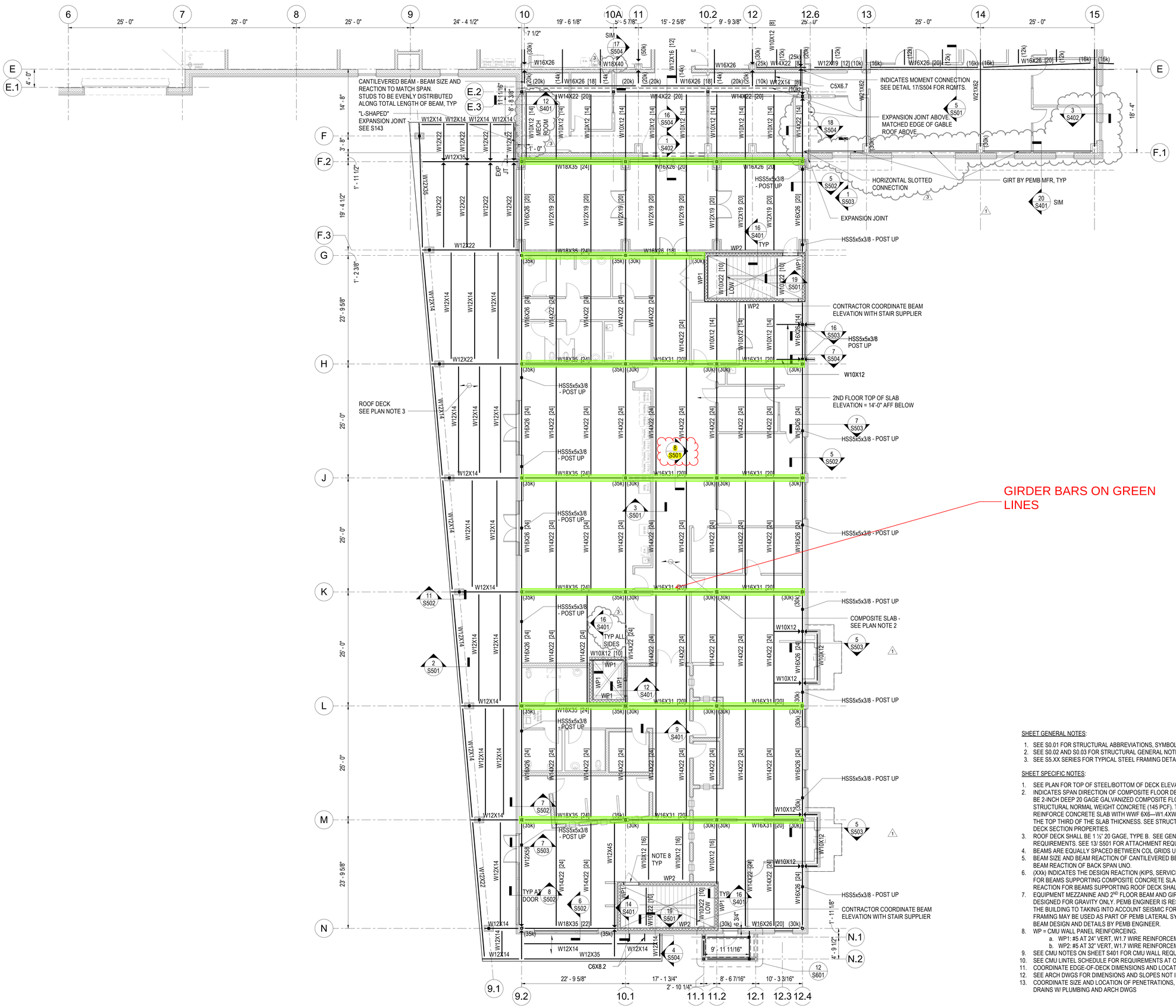

SHEET GENERAL NOTES:

1. SEE S0.01 FOR STRUCTURAL ABBREVIATIONS, SYMBOLS, AND LEGENDS.
2. SEE S0.02 AND S0.03 FOR STRUCTURAL GENERAL NOTES.
3. SEE S5.XX SERIES FOR TYPICAL STEEL FRAMING DETAILS.

SHEET SPECIFIC NOTES:

1. SEE PLAN FOR TOP OF STEEL/BOTTOM OF DECK ELEVATIONS.
2. INDICATES SPAN DIRECTION OF COMPOSITE FLOOR DECK. COMPOSITE DECK SHALL BE 2-INCH DEEP 20 GAGE GALVANIZED COMPOSITE FLOOR DECK PLUS 3-1/2" OF STRUCTURAL NORMAL WEIGHT CONCRETE (145 PCF). TOTAL THICKNESS OF 5-1/2". REINFORCE CONCRETE SLAB WITH WWF 6X6—W1.4XW1.4 PLACED AND SECURED IN THE TOP THIRD OF THE SLAB THICKNESS. SEE STRUCTURAL GENERAL NOTES FOR DECK SECTION PROPERTIES.
3. ROOF DECK SHALL BE 1 ½" 20 GAGE, TYPE B. SEE GENERAL NOTES FOR DECK REQUIREMENTS. SEE 13/ S501 FOR ATTACHMENT REQUIREMENTS.
4. BEAMS ARE EQUALLY SPACED BETWEEN COL GRIDS UNO.
5. BEAM SIZE AND BEAM REACTION OF CANTILEVERED BEAM TO MATCH BEAM SIZE AND BEAM REACTION OF BACK SPAN UNO.
6. (XXk) INDICATES THE DESIGN REACTION (KIPS, SERVICE). THE MINIMUM REACTION FOR BEAMS SUPPORTING COMPOSITE CONCRETE SLABS SHALL BE 25k. THE MINIMUM REACTION FOR BEAMS SUPPORTING ROOF DECK SHALL BE 15k.
7. EQUIPMENT MEZZANINE AND 2ND FLOOR BEAM AND GIRDER FRAMING INSIDE PEMB IS DESIGNED FOR GRAVITY ONLY. PEMB ENGINEER IS RESPONSIBLE FOR ANALYZING THE BUILDING TO TAKING INTO ACCOUNT SEISMIC FORCES FROM SUCH. BEAM FRAMING MAY BE USED AS PART OF PEMB LATERAL SYSYTEM IF REQUIRED. IF SO, BEAM DESIGN AND DETAILS BY PEMB ENGINEER.
8. WP = CMU WALL PANEL REINFORCEING.
   a. WP1: #5 AT 24" VERT, W1.7 WIRE REINFORCEMENT AT 16" HORIZONTAL
   b. WP2: #5 AT 32" VERT, W1.7 WIRE REINFORCEMENT AT 16" HORIZONTAL
9. SEE CMU NOTES ON SHEET S401 FOR CMU WALL REQUIREMENTS.
10. SEE CMU LINTEL SCHEDULE FOR REQUIREMENTS AT OPENINGS. SEE 7/S401.
11. COORDINATE EDGE-OF-DECK DIMENSIONS AND LOCATIONS W/ ARCH DWGS
12. SEE ARCH DWGS FOR DIMENSIONS AND SLOPES NOT INDICATED
13. COORDINATE SIZE AND LOCATION OF PENETRATIONS, PLUMBING SLEEVES, AND ROOF DRAINS W/ PLUMBING AND ARCH DWGS

1 — 1/8" = 1'-0" — PARTIAL SECOND FLOOR FRAMING PLAN - AREA 'C'

wallace design collective

wallace-design-collective, pc
1901 west end avenue, suite 1220
nashville, tennessee 37203
615.3219770 800.364.5858
KSI Project #: 21154.00
Wallace Project #: 2293002

DAVID R. LOWER — REGISTERED ENGINEER — NO. 109891 — STATE OF TENNESSEE — 10/23/23

Lambe+Associates, LLC
architecture • planning • design/build
creative solutions to build on

Lambe + Associates, LLC
106 Mission Court, Suite 303
Franklin, TN 37067
phone: 615.771.9601
llambe@comcast.net

This drawing and the design shown is the property of the Architect. The reproduction, copying, or use of this drawing without their written consent is prohibited and any infringement will be subject to legal action.

Consultants

CIVIL ENGINEER:
Civil & Environmental Consultants, Inc.

STRUCTURAL ENGINEER:
Wallace Design Collective

MECHANICAL ENGINEER:
Harpeth Park Engineering, LLC

ELECTRICAL ENGINEER:
Harpeth Park Engineering, LLC

Project

CITY OF LA VERGNE, TENNESSEE
PUBLIC WORKS AND COMMUNITY DEVELOPMENT SERVICES FACILITY

1500 E NIR SHREIBMAN BOULEVARD
LA VERGNE, TENNESSEE

rev.	date	
1	SSD-2	08/16/23
3	SSD-4	10/13/2023

L+A Job No. 2110
01.22.23

PARTIAL SECOND FLOOR FRAMING PLAN - AREA 'F'

S123

sheet

RFC 34

BARON
CONSTRUCTION

2305 La Vergne Public Works &CDSF
La Vergne, TN

RFC 34

Overhead Door Circuits added per Electrical Revisions ESD #5 received via email from Tyler Ball on 04/03/24, in response to RFI 61. Further revised to delete items that are already part of the overhead door package supplied per email from Tyler Ball on 4/30/24

5/17/2024

COST CATEGORY/ITEM	UNIT PRICE	QUANTITY	TOTALS	NOTES
Added Overhead Door Power				
Added Overhead Door Power per Revised Electrical Drawings	$ 18,125.00	1.00	$ 18,125.00	Updated to remove items already in overhead door package. Conduits, disconnect, wire, etc and install labor
SUBTOTAL			**$ 18,125.00**	

Subtotal	$	18,125.00	
Indirect	$	725.00	4%
Fee	$	1,131.00	6%
TOTAL	**$**	**19,981.00**	

Industrial / Commercial Wiring

PROPOSAL

A & S Electric, Inc.
80 Cleveland Street
Nashville, TN 37207
615 – 244- 9560 Fax 254 - 4618

State Lic. #20026
Expires: 5/31/2024.
Classification: E, CE
Limit: UNLIMITED
Metro Lic. #415
Murfreesboro Lic.#0165

DATE: **May 2, 2024**

ATTN: **Baron Construction**

RE: **La Vergne Public Works**
1500 E Nir Shreibman Blvd.
La Vergne, TN

Dear Roy Bruce,

We appreciate the opportunity to provide the following quotation for the above referenced project. Our proposal is based upon the updated E101 drawing dated 9/19/23 provided by Baron Construction.

Added Overhead Door Power Total Sum: $18,125.00

ITEMS INVOLVED:

15	motor starters
1	wire for above
15	connections
1	graybar

PROJECT MANAGER'S SPECIFICATIONS:

- All light fixtures located in a drop ceiling are to have a minimum of (2) wire per fixture installed by the ceiling contractor.
- The above total sum has been calculated and the time schedule agreed upon based upon the current prices and availability of materials and labor, considering anticipated impacts from the COVID-19 pandemic, and any governmental action, disruptions in the supply of labor or materials or other impacts related thereto and that A&S Electric has taken or will take all reasonable measures to protect against excessive price increases and delays, such as early purchasing of materials where appropriate and feasible. A&S Electric shall not be responsible for any additional cost associated with changes in the aforementioned conditions, as they our out of our control. A&S Electric shall advise the contractor when conditions change and impacts our contract price.

80 Cleveland Street Nashville, TN 37207 * Phone: (615) 244-9560 * Fax: 254-4618

EXCLUSIONS:

1. EXCLUDE: The repair of existing code deficiencies (if any) is not included in the above total sum quotation.
2. EXCLUDE: Main Switchboard, Generator/ Transformer / electrical equipment pads.
3. EXCLUDE: Any Utility Charges.
4. EXCLUDE: Parking (to be provided by GC)
5. EXCLUDE: Concrete Encasement
6. EXCLUDE: Painting of any kind
7. EXCLUDE: Gravel (included for primary & secondary power only)
8. EXCLUDE: Rock Excavation
9. EXCLUDE: Furnishing big ass fans and controls
10. EXCLUDE: Work from C section to road SE corner shown on E101. (no information provided)
11. EXCLUDE: J hooks, phone/data/tv/camera parts, wiring, and/or terminations.
12. EXCLUDE: All Pads on site shown on site print.
13. EXCLUDE: F/A PIV Connection, Conduit, and/or Termination.
14. EXCLUDE: Fuel Tank Work
15. EXCLUDE: Wage work
16. EXCLUDE: Seismic
17. EXCLUDE: Background check
18. EXCLUDE: X-Ray of Floors
19. EXCLUDE: Pole bases.
20. EXCLUDE: Hauling off of spoils.
21. EXCLUDE: Backfill of any kind. (gravel backfill in primary included in above total sum)
22. EXCLUDE: Cutting of concrete / asphalt.
23. EXCLUDE: Forming / furnishing of concrete.
24. EXCLUDE: Patching of any kind. (concrete / asphalt/ walls / ceilings / roof / etc.)
25. EXCLUDE: Furnishing/Installation of any low voltage cabling. (unless add alt is taken)
26. EXCLUDE: Any type of bonds.
27. EXCLUDE: Dumpster Fees.
28. EXCLUDE: Engineered stamped drawings / BIM
29. EXCLUDE: Surveying.

TERMS AND CONDITIONS:

Our quotation is valid for thirty (30) days from date of receipt.
Upon acceptance of our quotation, the following terms and conditions will apply:

- Amounts billed will be due within thirty (30) days of invoice.
- Project will be billed on a percentage-of-completion basis.
- All work is to be completed during A & S Electric's normal working hours which are Monday through Friday, 7:00a.m. to 3:30p.m. unless agreed upon in writing.
- The handling or disposal of contaminated or hazardous material is not included in the above quotation.

- Seller shall not be responsible for any failure to perform, or delay in performance of, its obligations resulting from the COVID-19 pandemic or any future epidemic, and buyer shall not be entitled to any damages resulting thereof.

Thank you for considering A & S Electric Inc., for your electrical requirements. Please contact our office if you have any questions or comments concerning the above proposal.

Sincerely,

80 Cleveland Street Nashville, TN 37207 * Phone: (615) 244-9560 * Fax: 254-4618

WE PROPOSE to furnish labor and material --- complete in accordance with above specifications, and subject to conditions found on both sides of this agreement, for the sum of:
Payment to be made as follows: _____

ACCEPTED. The above prices, specifications and conditions are satisfactory and are hereby accepted. You are authorized to do the work as specified.

Respectfully Submitted,

Payment will be made as outlined above.

A & S ELECTRIC, INC.

Date of Acceptance _____

By _____

By: _____

Note: This proposal may be withdrawn by us if not accepted within _30_ days.

By _____

Shaun Smith

Project Manager

80 Cleveland Street Nashville, TN 37207 * Phone: (615) 244-9560 * Fax: 254-4618

CHANGE ORDER PROPOSAL FORM

Project Number:	Project Name: Public Works -Overhead Doors
Proposal Provided By:	A&S Electric, Inc.
Proposal Number:	Date: 2-May-24 — Page 1 of 1 pages

Description	Misc. Materials								Labor			
	Quantity	Unit	Cost	Extension	Quantity	Unit	Cost	Extension	Quantity	Unit	Cost	Extension
Graybar Quote (disconnects)	1		4,565.00	4,565.00				0.00				0.00
3/4 EMT	800	ft	2.45	1,960.00				0.00				0.00
3/4 couplings	80		0.81	64.80				0.00				0.00
3/4 connectors	15		1.40	21.00				0.00				0.00
3/4 straps	150		2.90	435.00				0.00				0.00
4 square boxes	15		4.68	70.20				0.00				0.00
#10 Copper Wire	1,200	ft	0.51	612.00				0.00				0.00
#12 Copper Wire	2,000	ft	0.33	660.00				0.00				0.00
wire nuts	60		0.24	14.40				0.00				0.00
low voltage wire (sensors)	300	ft	0.45	135.00								
Labor -- Electrician				0.00				0.00	55	hrs	85.00	4,675.00
Labor -- Apprentice				0.00				0.00	55	hrs	45.00	2,475.00
				0.00				0.00				0.00

Materials			Materials			Labor		
	Subtotal	8,537.40		Subtotal	0.00		Subtotal	7,150.00
9.25	% Sales Tax =	789.71	9.25	% Sales Tax =	0.00			
	Cost:	9,327.11		Cost:	0.00		Cost:	7,150.00

Subtotal of Costs of Materials + Equipment + Labor = $	16,477.11
10% Overhead allowed on costs = $	1,647.71
Subtotal of Costs + Overhead = $	18,124.82
Total = $	18,124.82

Total for this Change = $ 18,124.82

Baron Construction LLC
652 Old Ezell Rd
Nashville, Tennessee 37217
P: +16156907770

Project: 2305 City of La Vergne Public Works & Community Development Services Facility
1500 E Nir Shreibman Boulevard
La Vergne, Tennessee 37086

RFI #61: Overhead Door Power at Exterior Vehicle Bldg 1

Status	Closed on 04/08/24		
To	Tyler Ball (Harpeth Park Engineering PLLC) *(Response Required)*	**From**	Roy Bruce (Baron Construction, LLC) 652 Old Ezell Rd Nashville, Tennessee 37217
Date Initiated	Mar 21, 2024	**Due Date**	Mar 24, 2024
Location		**Project Stage**	Course of Construction
Cost Impact	TBD	**Schedule Impact**	TBD
Spec Section		**Cost Code**	
Drawing Number	E302, E308	**Reference**	Sheet E302, E308, and attached email correspondence
Linked Drawings			
Received From			
Copies To	Roy Bruce (Baron Construction, LLC), Annie Flanagin (Baron Construction, LLC), Tim Lambe (Lambe & Associates, LLC), Gary Lide (City of La Vergne, TN)		

Activity

Question

Question from Roy Bruce Baron Construction, LLC *on Thursday, Mar 21, 2024 at 02:18 PM CDT*

Tyler,

The electrical drawings do not show power/circuits for the overhead doors at Exterior Vehicle Bldg 1 (sheet E308). Can you please send over a drawing showing the design intent for this?

Also, per previous email correspondence can we please get a revised drawing(s) for Area A showing the circuits for the two overhead doors at Loading Dock A108 area (sheet E302).

Attachments
RE_ La Vergne PW - Dock Levelers _ Electrical Clarification.pdf

Official Response

Response from Tyler Ball Harpeth Park Engineering PLLC *on Wednesday, Apr 3, 2024 at 09:27 AM CDT*

See attached revised drawings concerning the overhead doors.

Narrative of changes:

E302 Added overhead door connection for Inventory Storage A107. Revised overhead door connection in Loading Dock A108 for clarification. Edited Keyed Note 16 for clarification.
E303 Revised overhead door connection in I.T. Delivery/Storage B139 for clarification.
E308 Added overhead door connections for the Exterior Vehicle and Equipment 1 X100 shed.
E702 Revised panel schedules per overhead door connections.

Attachments
E302 (ESD #5).pdf, E702 (ESD #5).pdf, E303 (ESD #5).pdf, E308 (ESD #5).pdf

All Replies

Response from Roy Bruce Baron Construction, LLC *on Monday, Apr 8, 2024 at 12:35 PM CDT*

Updated drawings have been also been published in Procore drawings tool

Response from Tyler Ball Harpeth Park Engineering PLLC *on Wednesday, Apr 3, 2024 at 09:27 AM CDT*

See attached revised drawings concerning the overhead doors.

Narrative of changes:

E302 Added overhead door connection for Inventory Storage A107. Revised overhead door connection in Loading Dock A108 for clarification. Edited Keyed Note 16 for clarification.
E303 Revised overhead door connection in I.T. Delivery/Storage B139 for clarification.
E308 Added overhead door connections for the Exterior Vehicle and Equipment 1 X100 shed.
E702 Revised panel schedules per overhead door connections.

Attachments
E302 (ESD #5).pdf, E702 (ESD #5).pdf, E303 (ESD #5).pdf, E308 (ESD #5).pdf

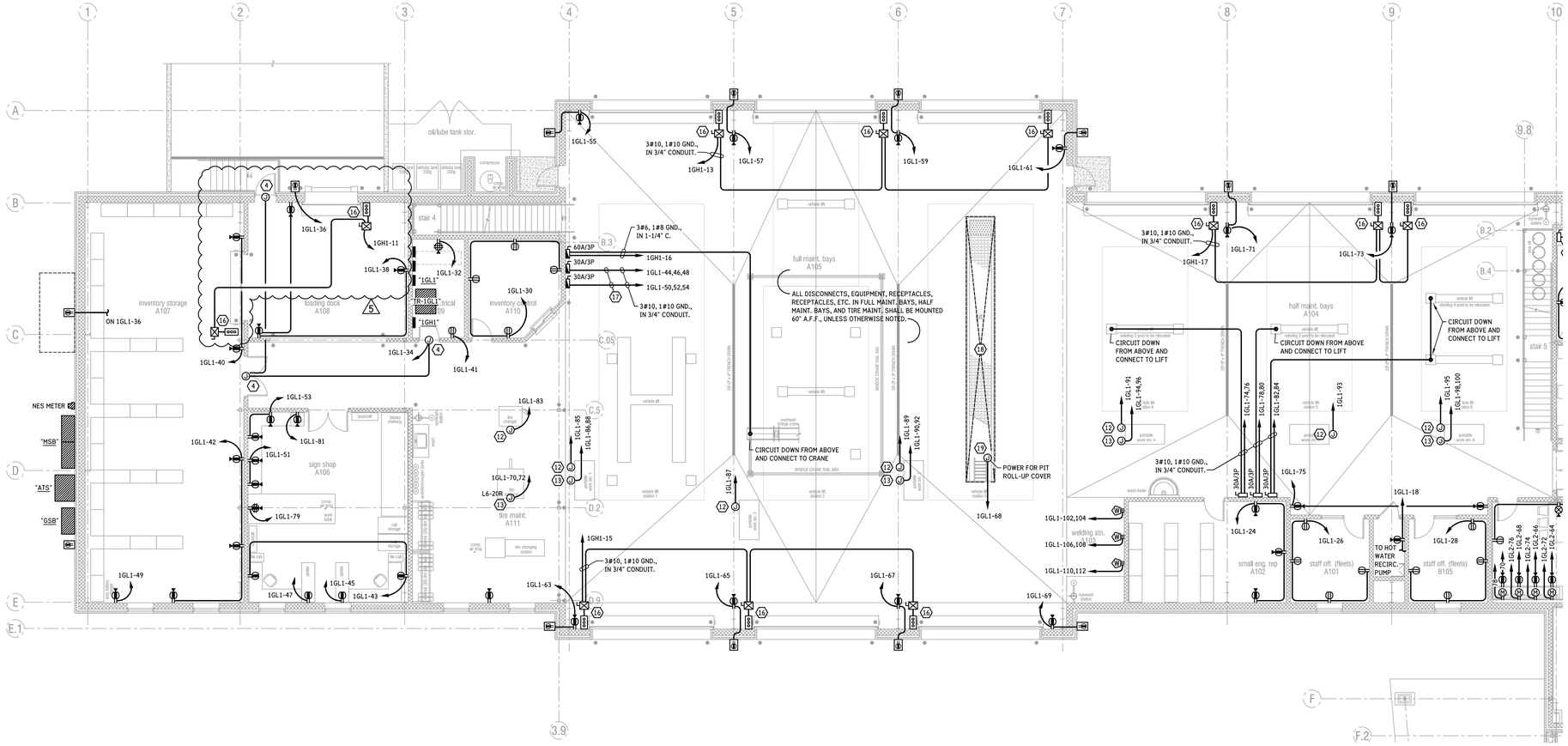

FIRST FLOOR PARTIAL FLOOR PLAN AREA 'A' - POWER

SCALE: 1/8" = 1'-0"

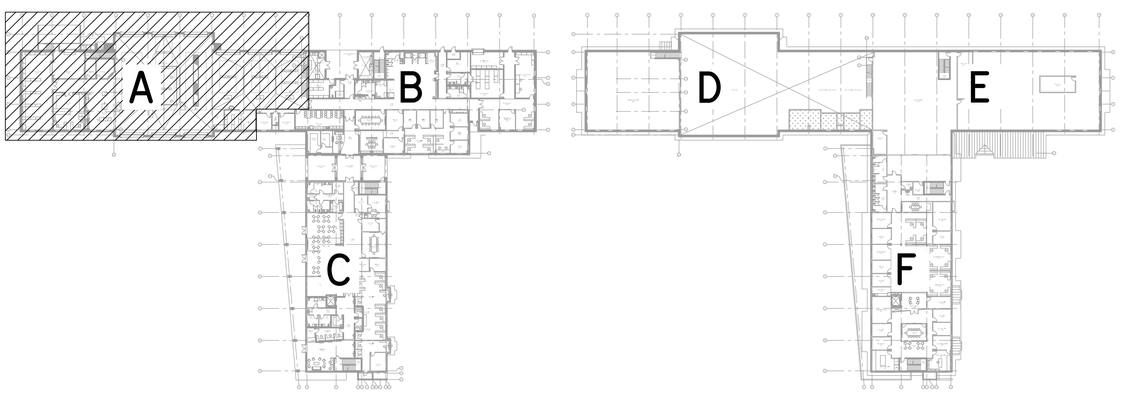

KEY PLAN

NO SCALE

GENERAL ELECTRICAL POWER NOTES (ALL POWER SHEETS):

A. COORDINATE ALL RECEPTACLE LOCATIONS WITH ARCHITECTURAL PLANS, ELEVATIONS, CASEWORK, AND EQUIPMENT LOCATIONS PRIOR TO ROUGH-IN.

B. COORDINATE EXACT ELECTRICAL REQUIREMENTS, LOCATIONS, AND QUANTITIES OF ALL OWNER-FURNISHED EQUIPMENT, PRIOR TO ROUGH-IN.

B.1. ELECTRICAL REQUIREMENTS INCLUDE: VOLTAGE, PHASE, FREQUENCY, FULL LOAD AMPERES (FLA), MINIMUM CIRCUIT AMPS (MCA), MAXIMUM OVERCURRENT PROTECTION (MOCP), STARTERS, CONTROLS, ETC.

C. ALL NEMA 5-15R AND 5-20R RECEPTACLES SHALL BE TAMPER-RESISTANT, UNLESS OTHERWISE NOTED.

D. COORDINATE TO IDENTIFY ALL RATED WALLS, PRIOR TO ROUGH-IN. WHERE CONDUITS/FEEDERS PENETRATE RATED WALLS, PROVIDE APPROPRIATE FIRESTOP AROUND OPENINGS AND BETWEEN JOINTS. REFER TO FIRESTOP DETAILS.

D.1. FOR OUTLET BOXES IN A FIRE-RATED PARTITION, REFER TO DETAIL ON SHEET E001.

E. ALL WIRE SHALL BE TYPE THHN/THWN-2 (COPPER), UNLESS OTHERWISE NOTED.

F. MINIMUM WIRE AND CONDUIT SIZE SHALL BE #12 AWG. IN 3/4" CONDUIT, UNLESS OTHERWISE INDICATED.

G. WHERE INDICATED, RECEPTACLE CIRCUIT DESIGNATIONS SHALL BE AS FOLLOWS: "X-#"

G.1. "X" INDICATES THE PANEL.
G.2. "#" INDICATES THE CIRCUIT NUMBER.

H. WHERE THE LENGTH OF A 120-V CIRCUIT MEETS OR EXCEEDS THE INDICATED DISTANCE, PROVIDE THE CORRESPONDING WIRE SIZE FOR THE ENTIRETY OF THAT CIRCUIT (INCLUDING ALL BRANCHES OF CIRCUIT):

70' OR GREATER, PROVIDE #10 CONDUCTORS.
110' OR GREATER, PROVIDE #8 CONDUCTORS.
170' OR GREATER, PROVIDE #6 CONDUCTORS.

WHERE THE LENGTH OF A 277-V CIRCUIT MEETS OR EXCEEDS 240 ft, PROVIDE #10 CONDUCTORS FOR ALL WIRING OF THAT CIRCUIT (INCLUDING ALL BRANCHES OF CIRCUIT).

I. LABEL ALL DISCONNECTS, EQUIPMENT, RECEPTACLES, AND SWITCHES, INDICATING PANEL AND CIRCUIT # (FOR EXAMPLE: "A-1").

J. TAKE NEC TABLE 310.15(B)(3)(a) INTO ACCOUNT WHERE 4 OR MORE CURRENT-CARRYING CONDUCTORS OCCUPY THE SAME RACEWAY.

K. ALL COVERPLATES IN OFFICE AND PUBLIC-ACCESSIBLE AREAS SHALL BE NYLON. ALL OTHER COVERPLATES SHALL BE STAINLESS STEEL. COORDINATE COVERPLATE AND WIRING DEVICE COLORS / FINISHES WITH ARCHITECT, PRIOR TO ORDER. PROVIDE STAINLESS STEEL COVERPLATES FOR ALL BACK-OF-HOUSE AREAS.

KEYED ELECTRICAL POWER NOTES (ALL POWER SHEETS):

1. CONFIRM ELECTRICAL ROOM LAYOUT WITH ACTUAL EQUIPMENT DIMENSIONS, PRIOR TO ROUGH-IN. IF ACTUAL ELECTRICAL ROOM LAYOUT DIFFERS FROM THE DESIGN DOCUMENTS, PROVIDE DIMENSIONED ELECTRICAL ROOM LAYOUT SHOWING PANELBOARD, SWITCHBOARD, TRANSFORMER, AND EQUIPMENT LOCATIONS WITH DISTRIBUTION EQUIPMENT SUBMITTAL. ENSURE TO PROVIDE AND MAINTAIN NEC REQUIRED CLEARANCES.

2. FOR ALL BREAK ROOM EQUIPMENT (INCLUDING COFFEE MAKERS, DISHWASHERS, MICROWAVES, REFRIGERATOR, ETC.), COORDINATE EXACT POWER REQUIREMENTS AND LOCATIONS, PRIOR TO ROUGH-IN.

3. COORDINATE EXACT TV/MONITOR LOCATION AND MOUNTING HEIGHT WITH OWNER'S REPRESENTATIVE, PRIOR TO ROUGH-IN OF BOTH POWER AND DATA RECEPTACLES. PROVIDE (1) 3/4" CONDUIT FOR POWER, (1) 1-1/4" CONDUIT FOR DATA, AND (1) 1-1/2" CONDUIT FOR AV FROM BOX TO NEAREST ACCESSIBLE CEILING (OR TOP OF WALL IN EXPOSED/OPEN AREAS). SEE "TYPICAL TELEVISION INSTALLATION DETAIL" (SHEET E001) FOR REFERENCE.

4. CONNECTION FOR ACCESS CONTROLS AND DOOR HARDWARE - PROVIDE SINGLE-GANG BACKBOX AND 3/4" CONDUIT UP TO NEAREST ACCESSIBLE CEILING. COORDINATE WITH ACCESS CONTROLS AND DOOR HARDWARE SETS FOR EXACT POWER AND CONNECTION REQUIREMENTS. CONFIRM IF HARDWARE SET REQUIRES BACKBOX IN WALL, OR IF THE CARD ACCESS, KEY ACCESS, OR OTHER IS INTEGRAL TO THE DOOR, PRIOR TO ROUGH-IN.

5. COORDINATE EXACT MOUNTING HEIGHT OF CLOCK-IN STATIONS, PRIOR TO RECEPTACLE ROUGH-IN.

6. PROVIDE WIREMOLD 4000 SERIES, 2-CHANNEL RACEWAY (OR EQUIVALENT SYSTEM BY HUBBELL). MOUNT CHANNEL BELOW LADDER RACK TO SERVE POWER FROM ABOVE DATA RACKS. ENSURE TO PROVIDE ALL ACCESSORIES TO PROVIDE COMPLETE SYSTEM, INSTALLED IN A WORKMANLIKE MANNER. COORDINATE EXACT MOUNTING LOCATION TO PROVIDE CHANNEL / RECEPTACLES ACCESSIBLE FROM THE BACK / TOP OF DATA RACKS.

7. PROVIDE #10 CONDUCTORS FOR ALL DEDICATED QUAD. RECEPTACLE CIRCUITS IN 2-CHANNEL RACEWAY.

8. RECESSED SERVICE FLOOR BOX (6-GANG) - INSTALL FLUSH TO FLOOR. PROVIDE WITH (23) DUPLEX RECEPTACLES, (2) LOW VOLTAGE PROVISIONS, AND (2) AV PROVISIONS. FLOOR BOX SHALL BE WIREMOLD EVOLUTION SERIES OR EQUIVALENT BY HUBBELL. PROVIDE FLUSH STYLE RECTANGULAR COVER WITH POWDER-COATED NICKEL FINISH AND INSTALL FLUSH TO FLOOR (CONFIRM COVER FINISH WITH ARCHITECT, PRIOR TO ORDER).

9. RECESSED SERVICE FLOOR BOX (2-GANG) - INSTALL FLUSH TO FLOOR. PROVIDE WITH (1) DUPLEX RECEPTACLE AND (1) LOW VOLTAGE PROVISION. FLOOR BOX SHALL BE HUBBELL SystemOne #CFB2G_CR FLOOR BOX OR EQUAL BY WIREMOLD. PROVIDE FLUSH STYLE RECTANGULAR COVER WITH POWDER-COATED NICKEL FINISH AND INSTALL FLUSH TO FLOOR (CONFIRM COVER FINISH WITH ARCHITECT, PRIOR TO ORDER).

10. RECESSED FIRE-RATED FLOOR BOX (2 DUPLEX + 3-GANG) - INSTALL FLUSH TO FLOOR. PROVIDE WITH (2) DUPLEX RECEPTACLES, (1) LOW VOLTAGE PROVISIONS, AND (2) AV PROVISIONS. FLOOR BOX SHALL BE WIREMOLD 8AT EVOLUTION POKE-THRU SERIES OR EQUIVALENT BY HUBBELL SystemOne SERIES. PROVIDE FLUSH STYLE ROUND COVER WITH POWDER-COATED NICKEL FINISH AND INSTALL FLUSH TO FLOOR (CONFIRM COVER FINISH WITH ARCHITECT, PRIOR TO ORDER).

11. RECESSED FIRE-RATED FLOOR BOX (2 DUPLEX + 1-GANG) - INSTALL FLUSH TO FLOOR. PROVIDE WITH (2) DUPLEX RECEPTACLES AND (1) LOW VOLTAGE PROVISION. FLOOR BOX SHALL BE WIREMOLD 6AT EVOLUTION POKE-THRU SERIES OR EQUIVALENT BY HUBBELL SystemOne SERIES. PROVIDE FLUSH STYLE ROUND COVER WITH POWDER-COATED NICKEL FINISH AND INSTALL FLUSH TO FLOOR (CONFIRM COVER FINISH WITH ARCHITECT, PRIOR TO ORDER).

12. PROVIDE INDUSTRIAL-GRADE CABLE REEL WITH TYPE SO CABLE, STRAIN-RELIEF GRIPS, AND QUAD. RECEPTACLE BOX. PROVIDE PASS & SEYMOUR 1200 SERIES CABLE REEL #CR12L123N_R20 (OR EQUAL SYSTEM BY APPROVED OTHER). VERIFY EXACT CORD REEL LENGTH AT EACH LOCATION, PRIOR TO ORDER. THE BOTTOM OF THE QUAD. RECEPTACLE BOX SHALL NOT BE LOWER THAN 60" A.F.F. ONCE FULLY EXTENDED FROM REEL.

13. PROVIDE INDUSTRIAL-GRADE CABLE REEL WITH TYPE SO CABLE, STRAIN-RELIEF GRIPS, AND STEEL BOX FOR TWIST-LOCK RECEPTACLE. PROVIDE PASS & SEYMOUR 1400 SERIES CABLE REEL #CR14_103N_F25 (OR EQUAL SYSTEM BY APPROVED OTHER). VERIFY EXACT CORD REEL LENGTH AT EACH LOCATION, PRIOR TO ORDER. THE BOTTOM OF THE RECEPTACLE BOX SHALL NOT BE LOWER THAN 60" A.F.F. ONCE FULLY EXTENDED FROM REEL.

13.1. HOMERUN SHALL BE 3#10, 1#10 GND., IN 3/4" CONDUIT.
13.2. COORDINATE TWIST-LOCK RECEPTACLE TYPE WITH EQUIPMENT AND OWNER, PRIOR TO ROUGH-IN (UNLESS TYPE OTHERWISE INDICATED ON DRAWING).

14. POWER FOR DRIVE-UP WINDOW - COORDINATE EXACT ELECTRICAL CONNECTIONS AND REQUIREMENTS WITH EQUIPMENT, PRIOR TO ROUGH-IN.

15. POWER FOR OVERHEAD DOOR - COORDINATE EXACT LOCATION AND MOUNTING, PRIOR TO ROUGH-IN. COORDINATE EXACT POWER AND CONTROL REQUIREMENTS WITH DOCK LEVELER MANUFACTURER.

15.1. VERIFY VOLTAGE, PHASE, MCA, MOCP, AND ALL OTHER ELECTRICAL REQUIREMENTS PRIOR TO PULLING WIRE.
15.2. PROVIDE 30A/3P DISCONNECT. HOMERUN SHALL BE 3#10, 1#10 GND., IN 3/4" CONDUIT.

16. OVERHEAD DOOR - PROVIDE 30A/3P FUSED DISCONNECT SWITCH COMBINATION STARTER, NEMA 1 ENCLOSURE, NEMA SIZE 00 FVNR STARTER. HOMERUN SHALL BE 3#10, 1#10 GND., IN 3/4" CONDUIT (UNLESS OTHERWISE NOTED). 5

16.1. THE OVERHEAD DOORS ARE DESIGNED TO OPERATE AT 480-V, 3-PHASE. VERIFY VOLTAGE, PHASE, MCA, MOCP, STARTERS, CONTROLS, AND ALL OTHER ELECTRICAL REQUIREMENTS PRIOR TO PULLING WIRE.
16.2. PROVIDE DUAL-ELEMENT TIME-DELAY FUSES, SIZED PER DOOR HORSEPOWER. FOR EITHER 1/2-HP, 3/4-HP, OR 1-HP, PROVIDE 3-AMP FUSES. FOR EITHER 1.5-HP OR 2-HP, PROVIDE 6-AMP FUSES.

16.3. FOR OVERHEAD DOOR CONTROLS, PROVIDE CONNECTION TO UP / DOWN / STOP CONTROL AND SAFETY SENSORS, AS REQUIRED.
16.4. COORDINATE EXACT OVERHEAD DOOR CONTROL / DISCONNECT LOCATION, PRIOR TO ROUGH-IN.

17. COORDINATE EXACT ELECTRICAL REQUIREMENTS AND CONNECTIONS FOR MOBILE COLUMN LIFTS WITH EQUIPMENT MANUFACTURER, PRIOR TO ROUGH-IN. MOUNT DISCONNECT AT 60" A.F.F. (BOTTOM). FEEDER SHALL BE 3#10, 1#10 GND., IN 3/4" C.

18. THE PIT IS A CLASS I, DIVISION 1 LOCATION. REFER TO NEC ARTICLES 501 AND 511.

18.1. ALL EQUIPMENT AND DEVICES USED IN CLASS I, DIVISION 1 LOCATIONS SHALL BE LISTED AS SUCH. ELECTRICAL EQUIPMENT (CABLE / CONDUIT FITTINGS, ETC.) NOT LISTED FOR USE IN CLASS I, DIV. 1 LOCATIONS ARE PROHIBITED.
18.2. CONDUIT AND FITTINGS SHALL BE THREADED, WRENCHTIGHT, AND SHALL BE MADE UP WITH AT LEAST 5 THREADS FULLY ENGAGED PER NEC 500.8(E).
18.3. CONDUIT SEALS SHALL BE INSTALLED WITHIN 18-INCHES FROM ENCLOSURE. ONLY LISTED COUPLINGS, ELBOWS, REDUCERS, AND/OR UNIONS MAY EXIST BETWEEN THE ENCLOSURE AND THE SEALING FITTING. FITTINGS SHALL BE LISTED AND ACCESSIBLE.
18.4. PROVIDE SEALS IN EACH CONDUIT RUN LEAVING A CLASS I, DIVISION 1 LOCATION. THE SEALING FITTING SHALL BE PERMITTED TO BE ON EITHER SIDE OF THE CLASS I, DIVISION 1 BOUNDARY WITHIN 10-FEET.
18.5. GROUNDING AND BONDING SHALL BE PROVIDED AS INDICATED IN NEC 501.30.

19. COORDINATE EXACT ELECTRICAL REQUIREMENTS AND CONNECTIONS FOR PIT ROLL-UP COVER.

20. PROVIDE 30A/2P NEMA 3R FUSED DISCONNECT FOR GRINDER PUMP. HOMERUN SHALL BE 3#10 (L1, L2, N.), 1#10 GND., IN 1" CONDUIT. PROVIDE BUCK BOOST TRANSFORMER, MATCHING E|ONE PUMP MODEL # / NAMEPLATE. CIRCUIT TO GRINDER PUMP ALARM PANEL. COORDINATE GRINDER PUMP RECEPTACLE NEMA CONFIGURATION FOR E|ONE PUMP.

20.1. COORDINATE EXACT WIRING FOR TRANSFORMER WITH BUCK BOOST TRANSFORMER MANUFACTURER. WIRE FOR 240 V, 1-PHASE FOR E|ONE PUMP CONNECTION.

21. COORDINATE EXACT LOCATION AND CONNECTION REQUIREMENTRS FOR OVERHEAD CRANE, PRIOR TO ROUGH-IN. PROVIDE 30A/3P NEMA 3R FUSED DISCONNECT. HOMERUN SHALL BE 3#10, 1#10 GND., IN 3/4" C. VERIFY CRANE VOLTAGE, PHASE, MCA, MOCP, AND ALL OTHER ELECTRICAL REQUIREMENTS PRIOR TO PULLING WIRE.

HARPETH PARK ENGINEERING LLC
Phone: (615) 814-6001 HPE Job #121056
Email: info@harpethpark.engineering

3-29-2024

Lambe+Associates, LLC
architecture • planning • design/build
creative solutions to build on

Lambe + Associates, LLC
106 Mission Court, Suite 303
Franklin, TN 37067
phone: 615.771.9601
llambe@comcast.net

This drawing and the design shown is the property of the Architect. The reproduction, copying, or use of this drawing without their written consent is prohibited and any infringement will be subject to legal action.

Consultants

CIVIL ENGINEER:
Civil & Environmental Consultants, Inc.

STRUCTURAL ENGINEER:
Wallace Design Collective

MECHANICAL ENGINEER:
Harpeth Park Engineering, LLC

ELECTRICAL ENGINEER:
Harpeth Park Engineering, LLC

Project

CITY OF LA VERGNE, TENNESSEE
PUBLIC WORKS AND COMMUNITY DEVELOPMENT SERVICES FACILITY
1500 E NIR SHREIBMAN BOULEVARD
LA VERGNE, TENNESSEE

rev.	date	
3	ESD-3	10-20-2023
4	ESD-4	02-16-2024
5	ESD-5	03-29-2024

L+A Job No. 2110
01.22.23

First Floor Partial Floor Plan Area 'A' - Power

E302

sheet

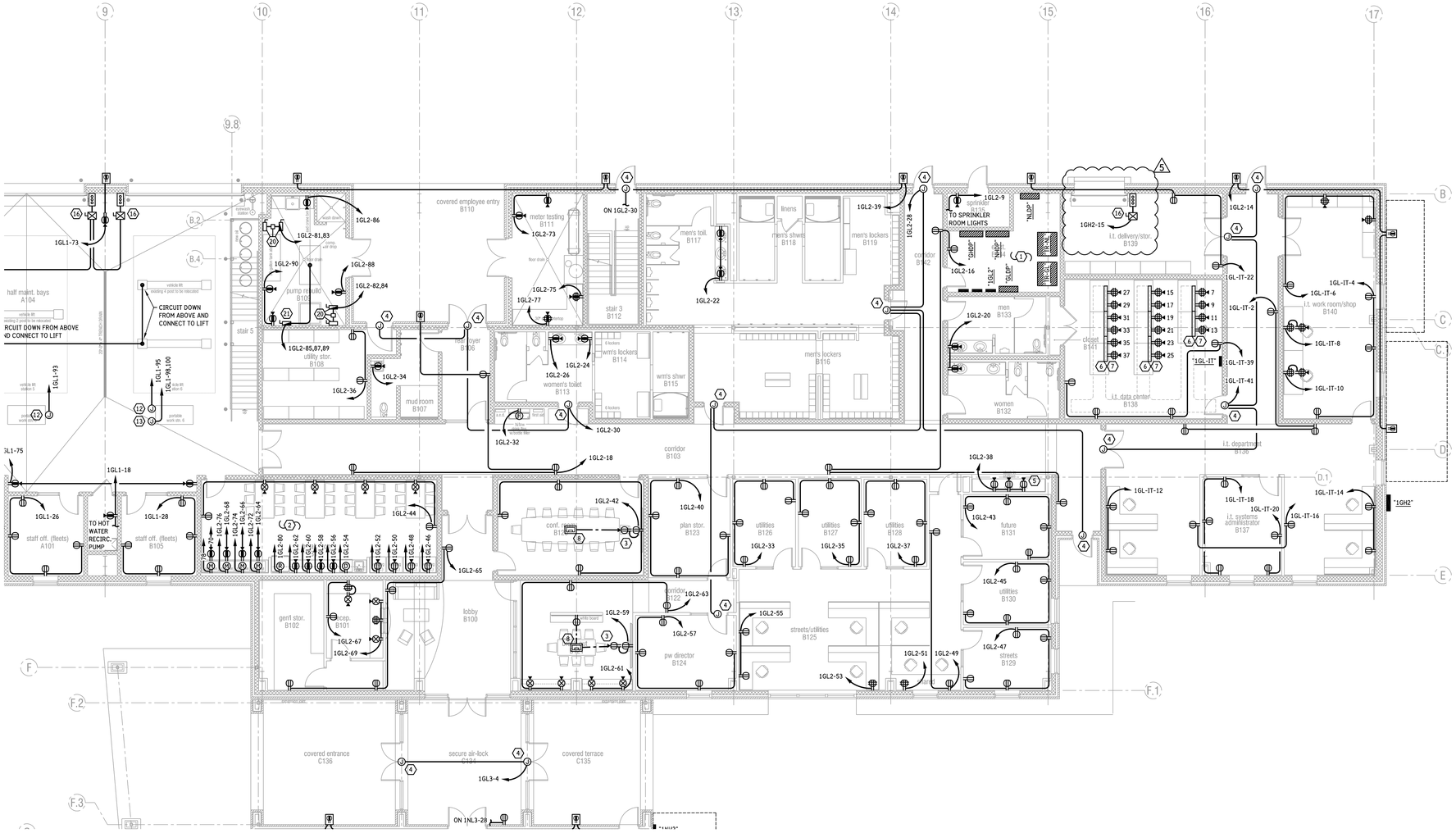

FIRST FLOOR PARTIAL FLOOR PLAN AREA 'B' - POWER

SCALE: 1/8" = 1'-0"

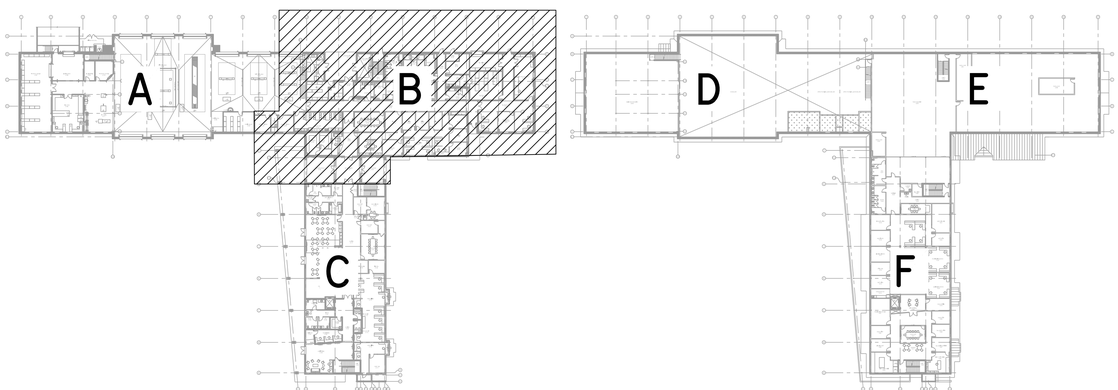

KEY PLAN

NO SCALE

HARPETH PARK ENGINEERING LLC
Phone: (615) 814-6001 HPE Job #1210056
Email: info@harpethpark.engineering

3-29-2024

Lambe+Associates, LLC
architecture • planning • design/build
creative solutions to build on

Lambe + Associates, LLC
106 Mission Court, Suite 303
Franklin, TN 37067
phone: 615.771.9601
llambe@comcast.net

This drawing and the design shown is the property of the Architect. The reproduction, copying, or use of this drawing without their written consent is prohibited and any infringement will be subject to legal action.

Consultants

CIVIL ENGINEER:
Civil & Environmental Consultants, Inc.

STRUCTURAL ENGINEER:
Wallace Design Collective

MECHANICAL ENGINEER:
Harpeth Park Engineering, LLC

ELECTRICAL ENGINEER:
Harpeth Park Engineering, LLC

Project

CITY OF LA VERGNE, TENNESSEE
PUBLIC WORKS AND COMMUNITY DEVELOPMENT SERVICES FACILITY
1500 E NIR SHREIBMAN BOULEVARD
LA VERGNE, TENNESSEE

rev.	date
5 ESD-5	03-29-2024

L+A Job No. 2110
01.22.23

First Floor Partial Floor Plan Area 'B' - Power

E303

sheet

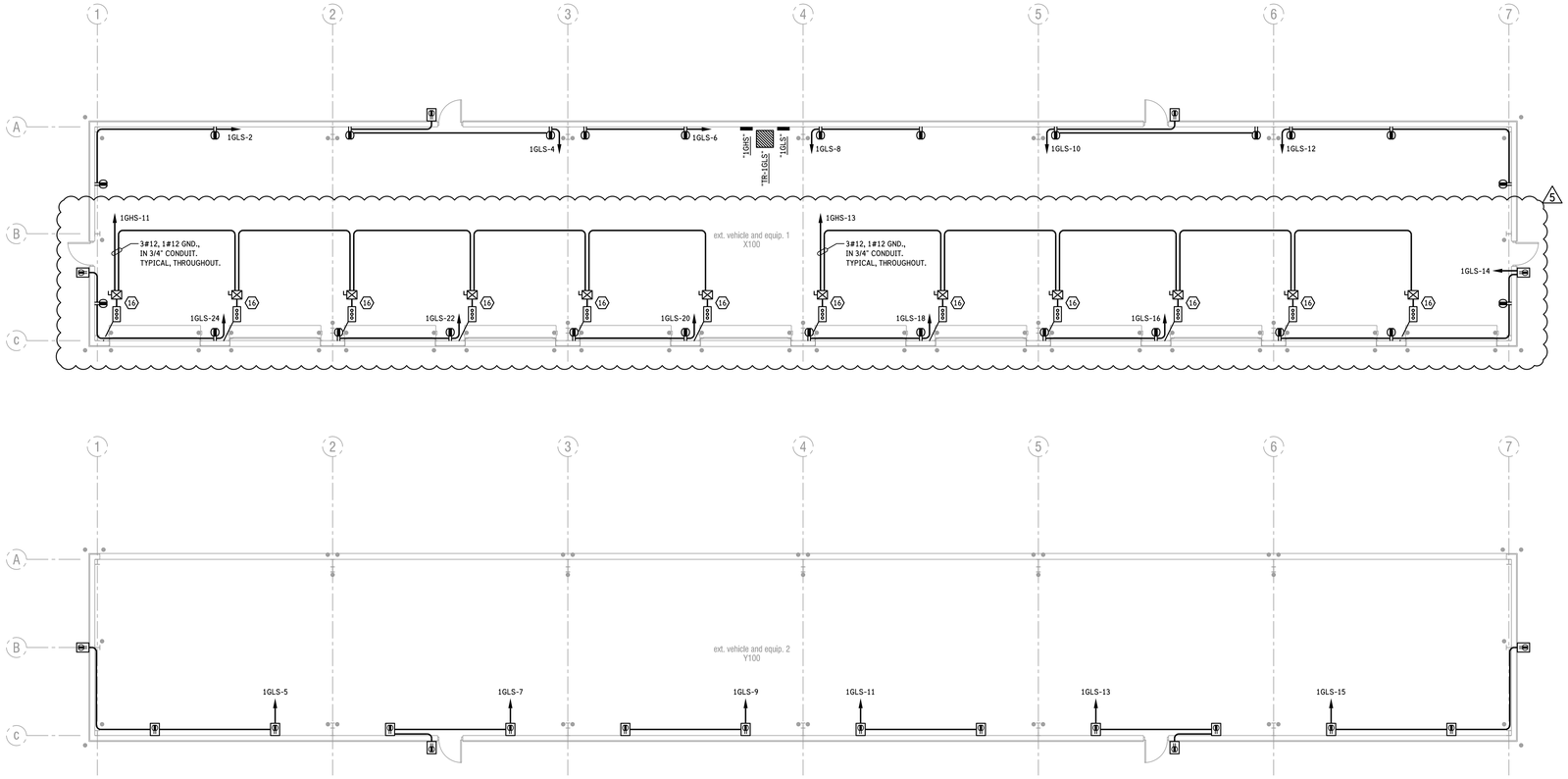

EXTERIOR SHED PLANS - POWER

SCALE: 1/8" = 1'-0"

3-29-2024

Lambe+Associates, LLC
architecture • planning • design/build
creative solutions to build on

Lambe + Associates, LLC
106 Mission Court, Suite 303
Franklin, TN 37067
phone: 615.771.9601
llambe@comcast.net

This drawing and the design shown is the property of the Architect. The reproduction, copying, or use of this drawing without their written consent is prohibited and any infringement will be subject to legal action.

Consultants

CIVIL ENGINEER:
Civil & Environmental Consultants, Inc.

STRUCTURAL ENGINEER:
Wallace Design Collective

MECHANICAL ENGINEER:
Harpeth Park Engineering, LLC

ELECTRICAL ENGINEER:
Harpeth Park Engineering, LLC

Project

CITY OF LA VERGNE, TENNESSEE
PUBLIC WORKS AND COMMUNITY DEVELOPMENT SERVICES FACILITY
1500 E NIR SHREIBMAN BOULEVARD
LA VERGNE, TENNESSEE

rev.	date	
4	ESD-4	02-16-2024
5	ESD-5	03-29-2024

L+A Job No. 2110
01.22.23

Exterior Shed Plans - Power

E308

sheet

HARPETH PARK ENGINEERING LLC
Phone: (615) 814-6001 HPE Job #1210S6
Email: info@harpethpark.engineering

1GL1

1GL1 DESIGNATION | VOLTS: 208/120 V 3 PHASE 4 WIRE | AMPS: 500 A MAIN: BREAKER | SCCR: 22 kA WxD: - - - | TRIM: SURFACE ENCL: NEMA 1 | AΦ: 30.6 kVA | BΦ: 34.2 kVA | CΦ: 31.3 kVA | TOT: 96.1 kVA

PROVIDE Pow-R-Line SERIES PANELBOARD (OR EQUIVALENT BY GENERAL ELECTRIC, SIEMENS, OR SQUARE D). FEED-THROUGH LUGS. PROVIDE DOOR-IN-DOOR. PROVIDE GFCI BREAKER WHERE "(GFCI BKR)" IS INDICATED.

DESCRIPTION	BKR	kVA	CKT	CKT	kVA	BKR	DESCRIPTION
VF-2 / MOTORIZED DAMPER	20/1	0.7	1	2	1.2	30/2	HP-26
RTH-1	15/1	0.6	3	4	1.2	- - -	- - -
RTH-2	15/1	0.6	5	6	1.5	25/2	HP-27
RTH-3	15/1	0.6	7	8	1.5	- - -	- - -
RTH-4	15/1	0.6	9	10	1.1	15/2	CU-28
RTH-5	15/1	0.6	11	12	1.1	- - -	- - -
RTH-6	15/1	0.6	13	14	2.3	30/2	WATER HEATER
RTH-7	15/1	0.6	15	16	2.3	- - -	- - -
UH-1	15/1	0.6	17	18	0.7	20/1	RECEPTACLES - JAN'S CLOSET, HW RECIRC. PUMP
AHU-28	20/1	1.2	19	20	2.1	25/2	WATER HEATER (INSTANTANEOUS)
10 HP TWO-STAGE COMPRESSOR	60/2	4.2	21	22	2.1	- - -	- - -
- - -	- - -	4.2	23	24	0.6	20/1	RECEPTACLES - SMALL ENGINE REPAIR
LIGHTING - INVENTORY STORAGE, LOADING DOCK	20/1	1.2	25	26	0.8	20/1	RECEPTACLES - STAFF OFFICE (FLEETS)
LIGHTING - SIGN SHOP, TIRE MAINTENANCE	20/1	1.1	27	28	0.8	20/1	RECEPTACLES - STAFF OFFICE (FLEETS)
LIGHTING - I.T./ELEC., JAN., OFFICES, SMALL ENGINE	20/1	1.0	29	30	0.8	20/1	RECEPTACLES - INVENTORY CONTROL
RECEPTACLES - EQUIPMENT MEZZANINE	20/1	0.4	31	32	1.0	20/1	RECEPTACLES - I.T. / ELECTRICAL QUAD.
RECEPTACLES - EQUIPMENT MEZZANINE	20/1	0.4	33	34	0.5	20/1	POWER FOR ACCESS CONTROLS
RECEPTACLES - EQUIPMENT MEZZANINE	20/1	0.4	35	36	0.4	20/1	RECEPTACLES - LOADING DOCK, EXTERIOR
RECEPTACLES - EQUIPMENT MEZZANINE	20/1	0.4	37	38	0.6	20/1	RECEPTACLES - LOADING DOCK
RECEPTACLES - EQUIPMENT MEZZANINE	20/1	0.4	39	40	0.4	20/1	RECEPTACLES - INVENTORY STORAGE
RECEPTACLES - I.T. / ELECTRICAL	20/1	0.2	41	42	0.6	20/1	RECEPTACLES - INVENTORY STORAGE
RECEPTACLES - SIGN SHOP, OFFICE DESKS	20/1	1.0	43	44	2.9	30/3	MOBILE COLUMN LIFTS
RECEPTACLES - SIGN SHOP, PLOTTER	20/1	1.2	45	46	2.9	- - -	- - -
RECEPTACLES - SIGN SHOP, PLOTTER	20/1	1.2	47	48	2.9	- - -	- - -
RECEPTACLES - INVENTORY, BATTERY CHARGERS	20/1	1.5	49	50	2.9	30/3	MOBILE COLUMN LIFTS
RECEPTACLES - SIGN SHOP, COUNTERTOP	20/1	0.4	51	52	2.9	- - -	- - -
RECEPTACLES - SIGN SHOP, COUNTERTOP	20/1	0.4	53	54	2.9	- - -	- - -
RECEPTACLES - FULL MAINTENANCE BAYS	20/1	0.4	55	56		20/1	SPARE
RECEPTACLES - FULL MAINTENANCE BAYS	20/1	0.4	57	58		20/1	SPARE
RECEPTACLES - FULL MAINTENANCE BAYS	20/1	0.4	59	60		20/1	SPARE
RECEPTACLES - FULL MAINTENANCE BAYS	20/1	0.4	61	62		60/3	SURGE PROTECTION DEVICE
RECEPTACLES - FULL MAINTENANCE BAYS	20/1	0.4	63	64		- - -	- - - (2)
RECEPTACLES - FULL MAINTENANCE BAYS	20/1	0.4	65	66		- - -	- - -
RECEPTACLES - FULL MAINTENANCE BAYS	20/1	0.4	67	68	1.0	20/1	POWER FOR PIT ROLL-UP COVER
RECEPTACLES - FULL MAINTENANCE BAYS	20/1	0.4	69	70	1.7	20/2	TIRE BALANCER
RECEPTACLES - HALF MAINTENANCE BAYS	20/1	0.4	71	72	1.7	- - -	- - -
RECEPTACLES - HALF MAINTENANCE BAYS	20/1	0.4	73	74	2.6	30/2	BIG LIFT IN HALF MAINTENANCE BAY
RECEPTACLES - HALF MAINTENANCE BAYS	20/1	0.4	75	76	2.6	- - -	- - -
RECEPTACLES - HALF MAINTENANCE BAYS	20/1	1.0	77	78	2.1	20/2	MIDDLE LIFT IN HALF MAINTENANCE BAY
RECEPTACLES - SIGN SHOP, QUAD.	20/1	0.4	79	80	2.1	- - -	- - -
DRILL PRESS IN SIGN SHOP	20/1	2.0	81	82	2.6	30/2	BLUE LIFT IN HALF MAINTENANCE BAY
TIRE CHANGER	20/1	2.0	83	84	2.6	- - -	- - -

1GL1

1GL1 DESIGNATION | VOLTS: 208/120 V 3 PHASE 4 WIRE | AMPS: 500 A MAIN: LUG | SCCR: 22 kA WxD: - - - | TRIM: SURFACE ENCL: NEMA 1 | AΦ: 19.6 kVA | BΦ: 20.7 kVA | CΦ: 18.2 kVA | TOT: 58.5 kVA

PROVIDE EATON Pow-R-Line SERIES PANELBOARD (OR EQUIVALENT BY GENERAL ELECTRIC, SIEMENS, OR SQUARE D). PROVIDE FEED-THROUGH LUGS. PROVIDE DOOR-IN-DOOR. PROVIDE GFCI BREAKER WHERE "(GFCI BKR)" IS INDICATED.

DESCRIPTION	BKR	kVA	CKT	CKT	kVA	BKR	DESCRIPTION
RECEPTACLES - FULL MAINTENANCE BAY, CORD REEL	20/1	0.4	85	86	2.5	30/2	RECEPTACLES - FULL MAINTENANCE BAY, CORD REEL
RECEPTACLES - FULL MAINTENANCE BAY, CORD REEL	20/1	0.4	87	88	2.5	- - -	- - -
RECEPTACLES - FULL MAINTENANCE BAY, CORD REEL	20/1	0.4	89	90	2.5	30/2	RECEPTACLES - FULL MAINTENANCE BAY, CORD REEL
RECEPTACLES - HALF MAINTENANCE BAY, CORD REEL	20/1	0.4	91	92	2.5	- - -	- - -
RECEPTACLES - HALF MAINTENANCE BAY, CORD REEL	20/1	0.4	93	94	2.5	30/2	RECEPTACLES - HALF MAINTENANCE BAY, CORD REEL
RECEPTACLES - HALF MAINTENANCE BAY, CORD REEL	20/1	0.4	95	96	2.5	- - -	- - -
GATE POWER	20/1	1.5	97	98	2.5	30/2	RECEPTACLES - HALF MAINTENANCE BAY, CORD REEL
GENERATOR BATTERY CHARGER	20/1	1.5	99	100	2.5	- - -	- - -
GENERATOR BATTERY CHARGER	20/1	1.5	101	102	4.2	50/2	WELDER
GENERATOR RECEPTACLE	20/1	0.4	103	104	4.2	- - -	- - -
GENERATOR JACKET HEATER	20/1	1.5	105	106	4.2	50/2	WELDER
GENERATOR JACKET HEATER	20/1	1.5	107	108	4.2	- - -	- - -
SPARE	20/1	1.0	109	110	4.2	50/2	WELDER
SPARE	20/1	1.0	111	112	4.2	- - -	- - -
SPARE	20/1	1.0	113	114		20/1	SPARE
SPACE	- - -		115	116		- - -	SPACE
SPACE	- - -		117	118		- - -	SPACE
SPACE	- - -		119	120		- - -	SPACE
SPACE	- - -		121	122		- - -	SPACE
SPACE	- - -		123	124		- - -	SPACE
SPACE	- - -		125	126		- - -	SPACE

1GL2

1GL2 DESIGNATION | VOLTS: 208/120 V 3 PHASE 4 WIRE | AMPS: 400 A MAIN: LUG | SCCR: 10 kA WxD: 20"x5.75" | TRIM: SURFACE ENCL: NEMA 1 | AΦ: 21.4 kVA | BΦ: 23.7 kVA | CΦ: 25.0 kVA | TOT: 70.1 kVA

PROVIDE EATON Pow-R-Line 1a PANELBOARD (OR EQUIVALENT BY GENERAL ELECTRIC, SIEMENS, OR SQUARE D). PROVIDE DOOR-IN-DOOR. PROVIDE FEED-THROUGH LUGS. PROVIDE GFCI BREAKER WHERE "(GFCI BKR)" IS INDICATED.

DESCRIPTION	BKR	kVA	CKT	CKT	kVA	BKR	DESCRIPTION
BCC-1, AHU-25a, AHU-25b, AHU-25c	15/2	0.2	1	2	1.0	15/3	EWH-3
- - -	- - -	0.2	3	4	1.0	- - -	- - -
AHU-24a, AHU-24b, AHU-24c	15/2	0.2	5	6	1.0	- - -	- - -
- - -	- - -	0.2	7	8	1.0	15/3	EWH-4
SPRINKLER ROOM LIGHTS AND RECEPTACLE	20/1	0.3	9	10	1.0	- - -	- - -
FIRE ALARM CONTROL PANEL	20/1	1.5	11	12	1.0	- - -	- - -
LIGHTING - CORRIDORS, REAR FOYER	20/1	1.1	13	14	0.6	20/1	RECEPTACLES - EXTERIOR
LIGHTING - PUMP, METER, MUD ROOM, UTILITY STOR.	20/1	0.8	15	16	0.8	20/1	RECEPTACLES - CORRIDOR, ELECTRICAL
LIGHTING - WOMEN'S LOCKERS / SHOWERS / TOILET	20/1	0.5	17	18	0.8	20/1	RECEPTACLES - CORRIDOR, EXTERIOR, REAR FOYER
LIGHTING - MEN'S LOCKERS / SHOWERS / TOILET	20/1	1.0	19	20	0.4	20/1	RECEPTACLES - MENS AND WOMENS RESTROOMS
LIGHTING - ELEC. ROOM, MENS, WOMENS, OFFICES	20/1	1.0	21	22	0.4	20/1	RECEPTACLES - MEN'S TOILET
LIGHTING - PW DIRECTOR, STREETS / UTILITIES	20/1	1.2	23	24	0.2	20/1	RECEPTACLES - WOMEN'S TOILET
LIGHTING - CONFERENCE, PLAN STOR., UTIL. OFFICES	20/1	1.2	25	26	0.2	20/1	RECEPTACLES - WOMEN'S TOILET
LIGHTING - BREAK ROOM, BREAK-OUT	20/1	1.2	27	28	1.0	20/1	POWER FOR ACCESS CONTROLS
LIGHTING - GENERAL STORAGE, LOBBY, RECEPTION	20/1	0.9	29	30	1.0	20/1	POWER FOR ACCESS CONTROLS
LIGHTING - STAIRS	20/1	0.3	31	32	0.7	20/1	DRINKING FOUNTAIN
RECEPTACLES - UTILITIES OFFICE	20/1	0.8	33	34	0.2	20/1	RECEPTACLES - MUD ROOM
RECEPTACLES - UTILITIES OFFICE	20/1	0.8	35	36	0.4	20/1	RECEPTACLES - UTILITY STORAGE
RECEPTACLES - UTILITIES OFFICE	20/1	0.8	37	38	0.6	20/1	RECEPTACLES - CLOCK-IN STATIONS
RECEPTACLES - EXTERIOR	20/1	0.6	39	40	0.8	20/1	RECEPTACLES - PLAN STORAGE
SPARE	20/1		41	42	1.3	20/1	RECEPTACLES - CONFERENCE ROOM
RECEPTACLES - UTILITIES OFFICE	20/1	0.8	43	44	1.1	20/1	RECEPTACLES - BREAK ROOM
RECEPTACLES - UTILITIES OFFICE	20/1	0.8	45	46	1.2	20/1	VENDING MACHINE IN BREAK ROOM (GFCI BKR)
RECEPTACLES - STREETS OFFICE	20/1	0.8	47	48	1.2	20/1	VENDING MACHINE IN BREAK ROOM (GFCI BKR)
RECEPTACLES - STREETS / UTILITIES	20/1	0.7	49	50	1.2	20/1	VENDING MACHINE IN BREAK ROOM (GFCI BKR)
RECEPTACLES - STREETS / UTILITIES	20/1	1.0	51	52	1.2	20/1	VENDING MACHINE IN BREAK ROOM (GFCI BKR)
RECEPTACLES - STREETS / UTILITIES	20/1	1.0	53	54	1.2	20/1	DISHWASHER IN BREAK ROOM (GFCI BKR)
RECEPTACLES - STREETS / UTILITIES	20/1	1.0	55	56	0.2	20/1	RECEPTACLES - BREAK ROOM, COUNTERTOP
RECEPTACLES - PUBLIC WORKS DIRECTOR	20/1	1.0	57	58	0.2	20/1	RECEPTACLES - BREAK ROOM, COUNTERTOP
RECEPTACLES - BREAK-OUT	20/1	0.9	59	60	0.2	20/1	RECEPTACLES - BREAK ROOM, COUNTERTOP
RECEPTACLES - BREAK-OUT	20/1	0.4	61	62	0.2	20/1	RECEPTACLES - BREAK ROOM, COUNTERTOP
RECEPTACLES - BREAK-OUT, CORRIDOR	20/1	0.8	63	64	0.2	20/1	RECEPTACLES - BREAK ROOM, COUNTERTOP
RECEPTACLES - CORRIDOR, GENERAL STORE, LOBBY	20/1	0.8	65	66	0.2	20/1	RECEPTACLES - BREAK ROOM, COUNTERTOP
RECEPTACLES - RECEPTION	20/1	0.8	67	68	0.2	20/1	RECEPTACLES - BREAK ROOM, COUNTERTOP
RECEPTACLES - RECEPTION	20/1	0.8	69	70	0.2	20/1	RECEPTACLES - BREAK ROOM, COUNTERTOP
SPARE	20/1		71	72	1.5	20/1	MICROWAVE IN BREAK ROOM (GFCI BKR)
RECEPTACLES - METER TESTING	20/1	0.4	73	74	1.5	20/1	MICROWAVE IN BREAK ROOM (GFCI BKR)
RECEPTACLES - METER TESTING	20/1	0.4	75	76	1.5	20/1	MICROWAVE IN BREAK ROOM (GFCI BKR)
RECEPTACLES - METER TESTING	20/1	0.4	77	78	1.5	20/1	MICROWAVE IN BREAK ROOM (GFCI BKR)
SPARE	20/1		79	80	1.2	20/1	REFRIGERATOR IN BREAK ROOM (GFCI BKR)
GRINDER PUMP AND GRINDER PUMP PANEL	30/2	1.0	81	82	1.0	30/2	GRINDER PUMP AND GRINDER PUMP PANEL
- - -	- - -	1.0	83	84	1.0	- - -	- - -

1GL2

1GL2 DESIGNATION | VOLTS: 208/120 V 3 PHASE 4 WIRE | AMPS: 400 A MAIN: LUG | SCCR: 10 kA WxD: 20"x5.75" | TRIM: SURFACE ENCL: NEMA 1 | AΦ: 2.3 kVA | BΦ: 2.3 kVA | CΦ: 2.5 kVA | TOT: 7.1 kVA

PROVIDE EATON Pow-R-Line 1a PANELBOARD (OR EQUIVALENT BY GENERAL ELECTRIC, SIEMENS, OR SQUARE D). PROVIDE DOOR-IN-DOOR.

DESCRIPTION	BKR	kVA	CKT	CKT	kVA	BKR	DESCRIPTION
OVERHEAD CRANE IN PUMP REBUILD	30/3	2.1	85	86	0.2	20/1	RECEPTACLES - PUMP REBUILD
- - -	- - -	2.1	87	88	0.2	20/1	RECEPTACLES - PUMP REBUILD
- - -	- - -	2.1	89	90	0.4	20/1	RECEPTACLES - PUMP REBUILD
SPARE	20/1		91	92		20/1	SPARE
SPARE	20/1		93	94		20/1	SPARE
SPARE	20/1		95	96		20/1	SPARE
SPARE	20/1		97	98		20/1	SPARE
SPARE	20/1		99	100		20/1	SPARE
SPARE	20/1		101	102		20/1	SPARE
SPARE	20/1		103	104		20/1	SPARE
SPARE	20/1		105	106		20/1	SPARE
SPARE	20/1		107	108		20/1	SPARE
SPARE	20/1		109	110		20/1	SPARE
SPARE	20/1		111	112		20/1	SPARE
SPARE	20/1		113	114		20/1	SPARE
SPACE	- - -		115	116		- - -	SPACE
SPACE	- - -		117	118		- - -	SPACE
SPACE	- - -		119	120		- - -	SPACE
SPACE	- - -		121	122		- - -	SPACE
SPACE	- - -		123	124		- - -	SPACE
SPACE	- - -		125	126		- - -	SPACE

1GL3

1GL3 DESIGNATION | VOLTS: 208/120 V 3 PHASE 4 WIRE | AMPS: 125 A MAIN: LUG | SCCR: 10 kA WxD: 20"x5.75" | TRIM: SURFACE ENCL: NEMA 1 | AΦ: 4.0 kVA | BΦ: 4.5 kVA | CΦ: 4.0 kVA | TOT: 12.5 kVA

PROVIDE EATON Pow-R-Line 1a PANELBOARD (OR EQUIVALENT BY GENERAL ELECTRIC, SIEMENS, OR SQUARE D). PROVIDE DOOR-IN-DOOR.

DESCRIPTION	BKR	kVA	CKT	CKT	kVA	BKR	DESCRIPTION
LIGHTING - STAIRS	20/1	0.3	1	2	1.0	20/1	FIRE ALARM - DISTRIBUTED POWER MODULE
LIGHTING - CORRIDOR, SECURE AIR-LOCK	20/1	1.0	3	4	1.0	20/1	POWER FOR ACCESS CONTROLS (SECURE AIR-LOCK)
LIGHTING - CAFE / BREAK ROOM	20/1	1.5	5	6	1.0	20/1	POWER FOR ACCESS CONTROLS
LTG. - ELEC., I.T., JAN., MENS / WOMENS, MOTHER'S	20/1	0.9	7	8	1.0	20/1	RECEPTACLES - I.T. SWITCH
LIGHTING - CONF. ROOM, ECON. OFFICES, SUPPLY	20/1	1.5	9	10	1.0	20/1	RECEPTACLES - I.T. SWITCH
LIGHTING - COLOR-CHANGING COLUMN LIGHTS	20/1	0.5	11	12	1.0	20/1	RECEPTACLES - ECON. STAFF OFFICES
SPARE	20/1		13	14	0.8	20/1	RECEPTACLES - ECON. DIRECTOR
SPARE	20/1		15	16		20/1	SPARE
SPARE	20/1		17	18		20/1	SPARE
SPARE	20/1		19	20		20/1	SPARE
SPARE	20/1		21	22		20/1	SPARE
SPARE	20/1		23	24		20/1	SPARE
SPARE	20/1		25	26		20/1	SPARE
SPARE	20/1		27	28		20/1	SPARE
SPARE	20/1		29	30		20/1	SPARE
SPARE	20/1		31	32		20/1	SPARE
SPARE	20/1		33	34		20/1	SPARE
SPARE	20/1		35	36		20/1	SPARE
SPACE	- - -		37	38		- - -	SPACE
SPACE	- - -		39	40		- - -	SPACE
SPACE	- - -		41	42		- - -	SPACE

1GL4

1GL4 DESIGNATION | VOLTS: 208/120 V 3 PHASE 4 WIRE | AMPS: 125 A MAIN: LUG | SCCR: 10 kA WxD: 20"x5.75" | TRIM: SURFACE ENCL: NEMA 1 | AΦ: 3.4 kVA | BΦ: 4.6 kVA | CΦ: 4.1 kVA | TOT: 12.1 kVA

PROVIDE EATON Pow-R-Line 1a PANELBOARD (OR EQUIVALENT BY GENERAL ELECTRIC, SIEMENS, OR SQUARE D). PROVIDE DOOR-IN-DOOR.

DESCRIPTION	BKR	kVA	CKT	CKT	kVA	BKR	DESCRIPTION
ELEVATOR PIT LIGHTS AND RECEPTACLE	20/1	0.3	1	2	0.2	20/1	RECEPTACLES - DED. GFCI RECEPT. IN ALCOVE
ELEVATOR CAB LIGHTS	20/1	1.0	3	4	1.0	20/1	POWER FOR ACCESS CONTROLS
ELEVATOR SUMP PUMP	20/1	1.2	5	6	0.7	20/1	RECEPTACLES - PUBLIC LOBBY, RECEPTIONISTS
LIGHTING - STAIRS	20/1	0.3	7	8	0.5	20/1	RECEPTACLES - WATER MANAGER
LIGHTING - FILE STORAGE, WATER BILLING	20/1	1.6	9	10	1.0	20/1	RECEPTACLES - WATER BILLING
LIGHTING - MECH., TLTS., SUPPLIES, WATER BILLING	20/1	1.2	11	12	1.0	20/1	RECEPTACLES - WATER BILLING
LIGHTING - CORRIDOR, MAIL, LOBBY, RECEPTIONISTS	20/1	1.1	13	14	1.0	20/1	POWER FOR DRIVE-UP WINDOW
SPARE	20/1		15	16		20/1	SPARE
SPARE	20/1		17	18		20/1	SPARE
SPARE	20/1		19	20		20/1	SPARE
SPARE	20/1		21	22		20/1	SPARE
SPARE	20/1		23	24		20/1	SPARE
SPARE	20/1		25	26		20/1	SPARE
SPARE	20/1		27	28		20/1	SPARE
SPARE	20/1		29	30		20/1	SPARE
SPARE	20/1		31	32		20/1	SPARE
SPARE	20/1		33	34		20/1	SPARE
SPARE	20/1		35	36		20/1	SPARE
SPACE	- - -		37	38		- - -	SPACE
SPACE	- - -		39	40		- - -	SPACE
SPACE	- - -		41	42		- - -	SPACE

1GL-IT

1GL-IT DESIGNATION | VOLTS: 208/120 V 3 PHASE 4 WIRE | AMPS: 225 A MAIN: LUG | SCCR: 10 kA WxD: - - - | TRIM: SURFACE ENCL: NEMA 1 | AΦ: 10.1 kVA | BΦ: 9.1 kVA | CΦ: 9.3 kVA | TOT: 28.5 kVA

PROVIDE EATON Pow-R-Line 1a PANELBOARD (OR EQUIVALENT BY GENERAL ELECTRIC, SIEMENS, OR SQUARE D). PROVIDE DOOR-IN-DOOR. PROVIDE INTEGRAL SURGE PROTECTIVE DEVICE (SPD).

DESCRIPTION	BKR	kVA	CKT	CKT	kVA	BKR	DESCRIPTION
LIGHTING - I.T. CORRIDORS, I.T. DEPT., SYS. ADMIN.	20/1	1.2	1	2	0.6	20/1	RECEPTACLES - I.T. DEPARTMENT CORRIDOR
LIGHTING - I.T. DELIVERY / STOR., I.T. WORK / SHOP	20/1	0.9	3	4	0.6	20/1	RECEPTACLES - I.T. WORK ROOM / SHOP
LIGHTING - I.T. DATA CENTER	20/1	0.9	5	6	0.9	20/1	RECEPTACLES - I.T. WORK ROOM / SHOP
RECEPTACLES - I.T. DATA CENTER, DATA RACK ROW 1	20/1	1.0	7	8	0.8	20/1	RECEPTACLES - I.T. WORK ROOM / SHOP
RECEPTACLES - I.T. DATA CENTER, DATA RACK ROW 1	20/1	1.0	9	10	0.8	20/1	RECEPTACLES - I.T. WORK ROOM / SHOP
RECEPTACLES - I.T. DATA CENTER, DATA RACK ROW 1	20/1	1.0	11	12	1.0	20/1	RECEPTACLES - I.T. DEPARTMENT
RECEPTACLES - I.T. DATA CENTER, DATA RACK ROW 1	20/1	1.0	13	14	1.0	20/1	RECEPTACLES - I.T. DEPARTMENT
RECEPTACLES - I.T. DATA CENTER, DATA RACK ROW 2	20/1	1.0	15	16	0.4	20/1	RECEPTACLES - I.T. DEPARTMENT
RECEPTACLES - I.T. DATA CENTER, DATA RACK ROW 2	20/1	1.0	17	18	0.5	20/1	RECEPTACLES - I.T. SYSTEMS ADMINISTRATOR
RECEPTACLES - I.T. DATA CENTER, DATA RACK ROW 2	20/1	1.0	19	20	0.5	20/1	RECEPTACLES - I.T. SYSTEMS ADMINISTRATOR
RECEPTACLES - I.T. DATA CENTER, DATA RACK ROW 2	20/1	1.0	21	22	0.6	20/1	RECEPTACLES - EXTERIOR, I.T. DELIVERY / STORAGE
RECEPTACLES - I.T. DATA CENTER, DATA RACK ROW 2	20/1	1.0	23	24		20/1	SPARE
RECEPTACLES - I.T. DATA CENTER, DATA RACK ROW 2	20/1	1.0	25	26		20/1	SPARE
RECEPTACLES - I.T. DATA CENTER, DATA RACK ROW 3	20/1	1.0	27	28		20/1	SPARE
RECEPTACLES - I.T. DATA CENTER, DATA RACK ROW 3	20/1	1.0	29	30		20/1	SPARE
RECEPTACLES - I.T. DATA CENTER, DATA RACK ROW 3	20/1	1.0	31	32		20/1	SPARE
RECEPTACLES - I.T. DATA CENTER, DATA RACK ROW 3	20/1	1.0	33	34		20/1	SPARE
RECEPTACLES - I.T. DATA CENTER, DATA RACK ROW 3	20/1	1.0	35	36		20/1	SPARE
RECEPTACLES - I.T. DATA CENTER, DATA RACK ROW 3	20/1	1.0	37	38		20/1	SPARE
RECEPTACLES - I.T. DATA CENTER	20/1	0.8	39	40		20/1	SPARE
POWER FOR ACCESS CONTROLS	20/1	1.0	41	42		20/1	SPARE
SUBFEED BREAKER							
SURGE PROTECTIVE DEVICE	30/3						
- - - (3)	- - -		43				
- - -	- - -						

1GLS

1GLS DESIGNATION | VOLTS: 208/120 V 3 PHASE 4 WIRE | AMPS: 100 A MAIN: BREAKER | SCCR: 10 kA WxD: 20"x5.75" | TRIM: SURFACE ENCL: NEMA 1 | AΦ: 3.6 kVA | BΦ: 3.4 kVA | CΦ: 3.0 kVA | TOT: 10.0 kVA

PROVIDE EATON Pow-R-Line 1a PANELBOARD (OR EQUIVALENT BY GENERAL ELECTRIC, SIEMENS, OR SQUARE D). PROVIDE DOOR-IN-DOOR. PROVIDE GFCI BREAKER WHERE "(GFCI BKR)" IS INDICATED.

DESCRIPTION	BKR	kVA	CKT	CKT	kVA	BKR	DESCRIPTION
LIGHTING - EXTERIOR VEHICLE AND EQUIPMENT #1	20/1	0.4	1	2	0.4	20/1	RECEPTACLES - VEHICLE AND EQUIPMENT #1
LIGHTING - EXTERIOR VEHICLE AND EQUIPMENT #2	20/1	0.4	3	4	0.6	20/1	RECEPTACLES - VEHICLE AND EQUIPMENT #1
RECEPTACLES - VEHICLE AND EQUIPMENT #2	20/1	0.6	5	6	0.4	20/1	RECEPTACLES - VEHICLE AND EQUIPMENT #1
RECEPTACLES - VEHICLE AND EQUIPMENT #2	20/1	0.6	7	8	0.4	20/1	RECEPTACLES - VEHICLE AND EQUIPMENT #1
RECEPTACLES - VEHICLE AND EQUIPMENT #2	20/1	0.4	9	10	0.6	20/1	RECEPTACLES - VEHICLE AND EQUIPMENT #1
RECEPTACLES - VEHICLE AND EQUIPMENT #2	20/1	0.4	11	12	0.6	20/1	RECEPTACLES - VEHICLE AND EQUIPMENT #1
RECEPTACLES - VEHICLE AND EQUIPMENT #2	20/1	0.6	13	14	0.8	20/1	RECEPTACLES - VEHICLE AND EQUIPMENT #1
RECEPTACLES - VEHICLE AND EQUIPMENT #2	20/1	0.6	15	16	0.4	20/1	RECEPTACLES - VEHICLE AND EQUIPMENT #1
SPARE	20/1		17	18	0.4	20/1	RECEPTACLES - VEHICLE AND EQUIPMENT #1
SPARE	20/1		19	20	0.4	20/1	RECEPTACLES - VEHICLE AND EQUIPMENT #1
SPARE	20/1		21	22	0.4	20/1	RECEPTACLES - VEHICLE AND EQUIPMENT #1
SPARE	20/1		23	24	0.6	20/1	RECEPTACLES - VEHICLE AND EQUIPMENT #1
SPARE	20/1		25	26		20/1	SPARE
SPARE	20/1		27	28		20/1	SPARE
SPARE	20/1		29	30		20/1	SPARE
SPARE	20/1		31	32		20/1	SPARE
SPARE	20/1		33	34		20/1	SPARE
SPARE	20/1		35	36		20/1	SPARE
SPACE	- - -		37	38		- - -	SPACE
SPACE	- - -		39	40		- - -	SPACE
SPACE	- - -		41	42		- - -	SPACE

1GH1

1GH1 DESIGNATION | VOLTS: 480/277 V 3 PHASE 4 WIRE | AMPS: 600 A MAIN: LUG | SCCR: 65 kA WxD: - - - | TRIM: SURFACE ENCL: NEMA 1 | AΦ: 82.4 kVA | BΦ: 87.3 kVA | CΦ: 80.5 kVA | TOT: 250.2 kVA

PROVIDE EATON Pow-R-Line SERIES PANELBOARD (OR EQUIVALENT BY GENERAL ELECTRIC, SIEMENS, OR SQUARE D). PROVIDE DOOR-IN-DOOR.

DESCRIPTION	BKR	kVA	CKT	CKT	kVA	BKR	DESCRIPTION
TRANSFORMER "TR-1GL1" / PANELBOARD "1GL1"	225/3	47.3			1.4	15/3	VEF-1
- - -	- - -	49.9	1	2	1.4	- - -	- - -
- - -	- - -	44.3			1.4	- - -	- - -
EUH-1	20/3	3.4			0.4	15/3	VF-1
- - -	- - -	3.4	3	4	0.4	- - -	- - -
- - -	- - -	3.4			0.4	- - -	- - -
EUH-2	20/3	3.4			0.9	15/3	HVLS-1
- - -	- - -	3.4	5	6	0.9	- - -	- - -
- - -	- - -	3.4			0.9	- - -	- - -
EUH-3	15/3	1.7			0.9	15/3	HVLS-2
- - -	- - -	1.7	7	8	0.9	- - -	- - -
- - -	- - -	1.7			0.9	- - -	- - -
EUH-4 (5)	15/3	1.7			0.9	15/3	HVLS-3
- - -	- - -	1.7	9	10	0.9	- - -	- - -
- - -	- - -	1.7			0.9	- - -	- - -
OVERHEAD DOORS	15/3	0.8			1.8	20/1	LIGHTING - MAINTENANCE BAYS
- - -	- - -	0.8	11	12	3.5	20/1	LIGHTING - MAINTENANCE BAYS
- - -	- - -	0.8			3.5	20/1	LIGHTING - MAINTENANCE BAYS
OVERHEAD DOORS IN FULL MAINTENANCE BAYS	30/3	1.2			2.1	20/1	LIGHTING - MAINTENANCE BAYS
- - -	- - -	1.2	13	14	3.2	20/1	LIGHTING - MAINTENANCE BAYS
- - -	- - -	1.2			3.3	20/1	LIGHTING - EQUIPMENT MEZZANINE
OVERHEAD DOORS IN FULL MAINTENANCE BAYS	30/3	1.2			7.5	60/3	OVERHEAD BRIDGE CRANE
- - -	- - -	1.2	15	16	7.5	- - -	- - -
- - -	- - -	1.2			7.5	- - -	- - -
OVERHEAD DOORS IN HALF MAINTENANCE BAYS	30/3	1.2			2.3	20/1	LIGHTING - SITE EXTERIOR (SOUTH-WEST)
- - -	- - -	1.2	17	18	2.5	20/1	LIGHTING - SITE EXTERIOR (NORTH-WEST)
- - -	- - -	1.2			1.8	20/1	LIGHTING - SITE EXTERIOR (NORTH-EAST)
PROVISION FOR FUTURE 125 AMP FRAME BREAKER	- -/3				2.3	20/1	LIGHTING - SITE EXTERIOR (SOUTH-EAST)
- - -	- - -		19	20	1.6	20/1	LIGHTING - EXTERIOR
- - -	- - -				1.0	20/1	LIGHTING - EXTERIOR
PROVISION FOR FUTURE 125 AMP FRAME BREAKER	- -/3					- -/3	PROVISION FOR FUTURE 125 AMP FRAME BREAKER
- - -	- - -		21	22		- - -	- - -
- - -	- - -					- - -	- - -
PROVISION FOR FUTURE 225 AMP FRAME BREAKER	- -/3					- -/3	PROVISION FOR FUTURE 225 AMP FRAME BREAKER
- - -	- - -		23	24		- - -	- - -
- - -	- - -					- - -	- - -

1GH2

1GH2 DESIGNATION | VOLTS: 480/277 V 3 PHASE 4 WIRE | AMPS: 300 A MAIN: BREAKER | SCCR: 35 kA WxD: - - - | TRIM: SURFACE ENCL: NEMA 3R | AΦ: 57.7 kVA | BΦ: 57.7 kVA | CΦ: 57.7 kVA | TOT: 173.1 kVA

PROVIDE EATON Pow-R-Line SERIES PANELBOARD (OR EQUIVALENT BY GENERAL ELECTRIC, SIEMENS, OR SQUARE D).

DESCRIPTION	BKR	kVA	CKT	CKT	kVA	BKR	DESCRIPTION
CU-13	15/3	2.8			2.8	15/3	CU-20
- - -	- - -	2.8	1	2	2.8	- - -	- - -
- - -	- - -	2.8			2.8	- - -	- - -
CU-14	15/3	2.8			2.8	15/3	CU-21
- - -	- - -	2.8	3	4	2.8	- - -	- - -
- - -	- - -	2.8			2.8	- - -	- - -
CU-15	15/3	2.8			3.5	15/3	CU-22
- - -	- - -	2.8	5	6	3.5	- - -	- - -
- - -	- - -	2.8			3.5	- - -	- - -
CU-16	15/3	2.8			3.5	15/3	CU-23
- - -	- - -	2.8	7	8	3.5	- - -	- - -
- - -	- - -	2.8			3.5	- - -	- - -
CU-17	15/3	2.8			3.1	15/3	HP-24
- - -	- - -	2.8	9	10	3.1	- - -	- - -
- - -	- - -	2.8			3.1	- - -	- - -
CU-18	15/3	2.8			3.1	15/3	HP-25
- - -	- - -	2.8	11	12	3.1	- - -	- - -
- - -	- - -	2.8			3.1	- - -	- - -
CU-19 (5)	15/3	2.8			8.6	35/3	AHU-22
- - -	- - -	2.8	13	14	8.6	- - -	- - -
- - -	- - -	2.8			8.6	- - -	- - -
OVERHEAD DOOR	15/3	0.4			8.6	35/3	AHU-23
- - -	- - -	0.4	15	16	8.6	- - -	- - -
- - -	- - -	0.4			8.6	- - -	- - -
PROVISION FOR FUTURE 125 AMP FRAME BREAKER	- -/3					- -/3	PROVISION FOR FUTURE 125 AMP FRAME BREAKER
- - -	- - -		17	18		- - -	- - -
- - -	- - -					- - -	- - -
PROVISION FOR FUTURE 125 AMP FRAME BREAKER	- -/3					- -/3	PROVISION FOR FUTURE 125 AMP FRAME BREAKER
- - -	- - -		19	20		- - -	- - -
- - -	- - -					- - -	- - -

1GHS

1GHS DESIGNATION | VOLTS: 480/277 V 3 PHASE 4 WIRE | AMPS: 200 A MAIN: BREAKER | SCCR: 35 kA WxD: - - - | TRIM: SURFACE ENCL: NEMA 1 | AΦ: 33.8 kVA | BΦ: 33.6 kVA | CΦ: 33.2 kVA | TOT: 100.6 kVA

PROVIDE EATON Pow-R-Line SERIES PANELBOARD (OR EQUIVALENT BY GENERAL ELECTRIC, SIEMENS, OR SQUARE D).

DESCRIPTION	BKR	kVA	CKT	CKT	kVA	BKR	DESCRIPTION
EUH-5	20/3	3.4			3.4	20/3	EUH-8
- - -	- - -	3.4	1	2	3.4	- - -	- - -
- - -	- - -	3.4			3.4	- - -	- - -
EUH-6	20/3	3.4			3.4	20/3	EUH-9
- - -	- - -	3.4	3	4	3.4	- - -	- - -
- - -	- - -	3.4			3.4	- - -	- - -
EUH-7	20/3	3.4			3.4	20/3	EUH-10
- - -	- - -	3.4	5	6	3.4	- - -	- - -
- - -	- - -	3.4			3.4	- - -	- - -
VF-3	15/3	0.6			2.2	20/3	LIGHTING - EXTERIOR VEHICLE AND EQUIPMENT #1
- - -	- - -	0.6	7	8	2.2	- - -	- - -
- - -	- - -	0.6			2.2	- - -	- - -
TRANSFORMER "TR-1GLS" / PANELBOARD "1GLS" (5)	45/3	3.6			2.2	20/3	LIGHTING - EXTERIOR VEHICLE AND EQUIPMENT #2
- - -	- - -	3.4	9	10	2.2	- - -	- - -
- - -	- - -	3.0			2.2	- - -	- - -
OVERHEAD DOORS	15/3	2.4				- -/3	PROVISION FOR FUTURE 125 AMP FRAME BREAKER
- - -	- - -	2.4	11	12		- - -	- - -
- - -	- - -	2.4				- - -	- - -
OVERHEAD DOORS	15/3	2.4				- -/3	PROVISION FOR FUTURE 125 AMP FRAME BREAKER
- - -	- - -	2.4	13	14		- - -	- - -
- - -	- - -	2.4				- - -	- - -

1NL3

1NL3 DESIGNATION | VOLTS: 208/120 V 3 PHASE 4 WIRE | AMPS: 225 A MAIN: LUG | SCCR: 10 kA WxD: 30"x5.75" | TRIM: SURFACE ENCL: NEMA 1 | AΦ: 10.7 kVA | BΦ: 13.1 kVA | CΦ: 14.7 kVA | TOT: 38.5 kVA

PROVIDE 84-POLE, SINGLE-SECTION EATON Pow-R-Line 1a PANELBOARD (OR EQUIVALENT BY GENERAL ELECTRIC, SIEMENS, OR SQUARE D). PROVIDE DOOR-IN-DOOR. PROVIDE GFCI BREAKER WHERE "(GFCI BKR)" IS INDICATED.

DESCRIPTION	BKR	kVA	CKT	CKT	kVA	BKR	DESCRIPTION
VENDING MACHINE IN CAFE / BREAK (GFCI BKR)	20/1	1.2	1	2	1.0	15/3	EWH-2
VENDING MACHINE IN CAFE / BREAK (GFCI BKR)	20/1	1.2	3	4	1.0	- - -	- - -
VENDING MACHINE IN CAFE / BREAK (GFCI BKR)	20/1	1.2	5	6	1.0	- - -	- - -
MICROWAVE IN CAFE / BREAK	20/1	1.5	7	8	0.7	20/1	RECEPTACLES - JAN'S CLOSET, HW RECIRC. PUMP
MICROWAVE IN CAFE / BREAK	20/1	1.5	9	10	2.3	30/2	WATER HEATER
MICROWAVE IN CAFE / BREAK	20/1	1.5	11	12	2.3	- - -	- - -
MICROWAVE IN CAFE / BREAK	20/1	1.5	13	14	1.0	20/1	SPARE
RECEPTACLES - CAFE / BREAK, COUNTERTOP	20/1	0.2	15	16	2.1	25/2	WATER HEATER (INSTANTANEOUS)
RECEPTACLES - CAFE / BREAK, COUNTERTOP	20/1	0.2	17	18	2.1	- - -	- - -
RECEPTACLES - CAFE / BREAK, COUNTERTOP	20/1	0.2	19	20	0.2	20/1	RECEPTACLES - MOTHER'S ROOM, COUNTERTOP
RECEPTACLES - CAFE / BREAK, COUNTERTOP	20/1	0.2	21	22	0.5	20/1	UNDERCABINET REFRIGERATOR IN MOTHER'S ROOM
REFRIGERATOR IN CAFE / BREAK (GFCI BKR)	20/1	1.2	23	24	0.6	20/1	RECEPTACLES - MOTHER'S ROOM
RECEPTACLES - CAFE / BREAK, COUNTERTOP	20/1	0.2	25	26	0.4	20/1	RECEPTACLES - MENS AND WOMENS RESTROOMS
RECEPTACLES - CAFE / BREAK, COUNTERTOP	20/1	0.2	27	28	1.1	20/1	RECEPTACLES - ALCOVE, CORRIDORS, I.T. SWITCH
ICE MACHINE IN CAFE / BREAK (GFCI BKR)	20/1	1.2	29	30	0.8	20/1	RECEPTACLES - OFFICE SUPPLY
RECEPTACLES - CAFE / BREAK, COUNTERTOP	20/1	0.2	31	32	0.9	20/1	RECEPTACLES - CONFERENCE ROOM
DISHWASHER IN CAFE / BREAK (GFCI BKR)	20/1	1.2	33	34	0.8	20/1	RECEPTACLES - CONFERENCE ROOM
RECEPTACLES - CAFE / BREAK, COUNTERTOP	20/1	0.2	35	36	0.9	20/1	RECEPTACLES - ECON. STAFF OFFICES
RECEPTACLES - CAFE / BREAK	20/1	0.9	37	38	0.8	20/1	RECEPTACLES - ECON. DIRECTOR
RECEPTACLES - CAFE / BREAK	20/1	0.6	39	40	0.2	20/1	RECEPTACLES - ECON. DIRECTOR, COUNTERTOP
RECEPTACLES - CAFE / BREAK	20/1	0.9	41	42	0.6	20/1	RECEPTACLES - EXTERIOR
SPARE	20/1		43	44		20/1	SPARE
SPARE	20/1		45	46		20/1	SPARE
SPARE	20/1		47	48		20/1	SPARE
SPARE	20/1		49	50		20/1	SPARE
SPARE	20/1		51	52		20/1	SPARE
SPARE	20/1		53	54		20/1	SPARE
SPARE	20/1		55	56		20/1	SPARE
SPARE	20/1		57	58		20/1	SPARE
SPARE	20/1		59	60		20/1	SPARE
SPARE	20/1		61	62		20/1	SPARE
SPARE	20/1		63	64		20/1	SPARE
SPARE	20/1		65	66		20/1	SPARE
SPARE	20/1		67	68		20/1	SPARE
SPARE	20/1		69	70		20/1	SPARE
SPARE	20/1		71	72		20/1	SPARE
SPARE	20/1		73	74		20/1	SPARE
SPARE	20/1		75	76		20/1	SPARE
SPARE	20/1		77	78		20/1	SPARE
SPACE	- - -		79	80		- - -	SPACE
SPACE	- - -		81	82		- - -	SPACE
SPACE	- - -		83	84		- - -	SPACE

1NL4

1NL4 DESIGNATION | VOLTS: 208/120 V 3 PHASE 4 WIRE | AMPS: 225 A MAIN: LUG | SCCR: 10 kA WxD: 20"x5.75" | TRIM: SURFACE ENCL: NEMA 1 | AΦ: 13.6 kVA | BΦ: 13.8 kVA | CΦ: 13.3 kVA | TOT: 40.7 kVA

PROVIDE EATON Pow-R-Line 1a PANELBOARD (OR EQUIVALENT BY GENERAL ELECTRIC, SIEMENS, OR SQUARE D). PROVIDE FEED-THROUGH LUGS. PROVIDE DOOR-IN-DOOR.

DESCRIPTION	BKR	kVA	CKT	CKT	kVA	BKR	DESCRIPTION
AHU-1	15/1	2.0	1	2	1.0	15/3	EWH-1
AHU-2	15/1	1.7	3	4	1.0	- - -	- - -
AHU-3	15/1	1.7	5	6	1.0	- - -	- - -
AHU-4	15/1	1.7	7	8	1.5	20/1	POWER FOR MONUMENTAL SIGNAGE
AHU-5	15/1	2.0	9	10	2.3	30/2	WATER HEATER "WH1"
AHU-6	15/1	2.0	11	12	2.3	- - -	- - -
AHU-7	15/1	2.0	13	14	0.2	20/1	RECEPTACLES - MECHANICAL ROOM
RECEPTACLES - SUPPLIES, HOT WATER RECIRC. PUMP	20/1	0.7	15	16	0.6	20/1	RECEPTACLES - FAMILY, MENS, AND WOMENS TOILETS
RECEPTACLES - WATER MANAGER	20/1	0.6	17	18	0.7	20/1	DRINKING FOUNTAIN
RECEPTACLES - WATER BILLING	20/1	1.0	19	20	0.4	20/1	RECEPTACLES - MAIL ROOM
RECEPTACLES - WATER BILLING	20/1	1.0	21	22	1.0	20/1	RECEPTACLES - RECEPTIONISTS
RECEPTACLES - WATER BILLING	20/1	0.4	23	24	1.1	20/1	RECEPTACLES - CORRIDOR, PUBLIC LOBBY
RECEPTACLES - WATER BILLING	20/1	1.0	25	26	1.0	20/1	POWER FOR DRIVE-UP WINDOW
RECEPTACLES - WATER BILLING	20/1	1.0	27	28		20/1	SPARE
RECEPTACLES - WATER BILLING	20/1	1.0	29	30		20/1	SPARE
RECEPTACLES - FILE STORAGE	20/1	0.8	31	32		20/1	SPARE
RECEPTACLES - WATER BILLING	20/1	1.0	33	34		20/1	SPARE
RECEPTACLES - WATER BILLING	20/1	1.0	35	36		20/1	SPARE
POWER FOR FLAGPOLE LIGHTING	20/1	1.0	37	38		20/1	SPARE
POWER FOR RPBP HOT BOX	20/1	1.5	39	40		20/1	SPARE
POWER FOR RPBP HOT BOX	20/1	1.5	41	42		20/1	SPARE

1NH3

1NH3 DESIGNATION | VOLTS: 480/277 V 3 PHASE 4 WIRE | AMPS: 250 A MAIN: BREAKER | SCCR: 35 kA WxD: - - - | TRIM: SURFACE ENCL: NEMA 3R | AΦ: 31.8 kVA | BΦ: 31.8 kVA | CΦ: 31.8 kVA | TOT: 95.4 kVA

PROVIDE EATON Pow-R-Line SERIES PANELBOARD (OR EQUIVALENT BY GENERAL ELECTRIC, SIEMENS, OR SQUARE D).

DESCRIPTION	BKR	kVA	CKT	CKT	kVA	BKR	DESCRIPTION
CU-1	15/3	2.8			2.8	15/3	CU-7
- - -	- - -	2.8	1	2	2.8	- - -	- - -
- - -	- - -	2.8			2.8	- - -	- - -
CU-2	15/3	2.3			2.8	15/3	CU-8
- - -	- - -	2.3	3	4	2.8	- - -	- - -
- - -	- - -	2.3			2.8	- - -	- - -
CU-3	15/3	2.3			2.8	15/3	CU-9
- - -	- - -	2.3	5	6	2.8	- - -	- - -
- - -	- - -	2.3			2.8	- - -	- - -
CU-4	15/3	2.3			2.8	15/3	CU-10
- - -	- - -	2.3	7	8	2.8	- - -	- - -
- - -	- - -	2.3			2.8	- - -	- - -
CU-5	15/3	2.8			2.5	15/3	CU-11
- - -	- - -	2.8	9	10	2.5	- - -	- - -
- - -	- - -	2.8			2.5	- - -	- - -
CU-6	15/3	2.8			2.8	15/3	CU-12
- - -	- - -	2.8	11	12	2.8	- - -	- - -
- - -	- - -	2.8			2.8	- - -	- - -
PROVISION FOR FUTURE 125 AMP FRAME BREAKER	- -/3					- -/3	PROVISION FOR FUTURE 125 AMP FRAME BREAKER
- - -	- - -		13	14		- - -	- - -
- - -	- - -					- - -	- - -
PROVISION FOR FUTURE 125 AMP FRAME BREAKER	- -/3					- -/3	PROVISION FOR FUTURE 125 AMP FRAME BREAKER
- - -	- - -		15	16		- - -	- - -
- - -	- - -					- - -	- - -

2GL2

2GL2 DESIGNATION | VOLTS: 208/120 V 3 PHASE 4 WIRE | AMPS: 125 A MAIN: LUG | SCCR: 10 kA WxD: 20"x5.75" | TRIM: SURFACE ENCL: NEMA 1 | AΦ: 4.2 kVA | BΦ: 3.4 kVA | CΦ: 1.5 kVA | TOT: 9.1 kVA

PROVIDE EATON Pow-R-Line 1a PANELBOARD (OR EQUIVALENT BY GENERAL ELECTRIC, SIEMENS, OR SQUARE D). PROVIDE DOOR-IN-DOOR.

DESCRIPTION	BKR	kVA	CKT	CKT	kVA	BKR	DESCRIPTION
AHU-20	15/1	2.0	1	2		20/1	SPARE
AHU-21	15/1	2.0	3	4		20/1	SPARE
LIGHTING - MECHANICAL ROOMS	20/1	0.4	5	6		20/1	SPARE
LIGHTING - FUTURE EXPANSION LIGHTING	20/1	1.2	7	8		20/1	SPARE
LIGHTING - FUTURE EXPANSION LIGHTING	20/1	1.4	9	10		20/1	SPARE
LIGHTING - FUTURE EXPANSION LIGHTING	20/1	1.1	11	12		20/1	SPARE
LIGHTING - FUTURE EXPANSION LIGHTING	20/1	1.0	13	14		20/1	SPARE
SPARE	20/1		15	16		20/1	SPARE
SPARE	20/1		17	18		20/1	SPARE
SPARE	20/1		19	20		20/1	SPARE
SPARE	20/1		21	22		20/1	SPARE
SPARE	20/1		23	24		20/1	SPARE
SPARE	20/1		25	26		20/1	SPARE
SPARE	20/1		27	28		20/1	SPARE
SPARE	20/1		29	30		20/1	SPARE
SPARE	20/1		31	32		20/1	SPARE
SPARE	20/1		33	34		20/1	SPARE
SPARE	20/1		35	36		20/1	SPARE
SPARE	20/1		37	38		20/1	SPARE
SPARE	20/1		39	40		20/1	SPARE
SPARE	20/1		41	42		20/1	SPARE

2GL3

2GL3 DESIGNATION | VOLTS: 208/120 V 3 PHASE 4 WIRE | AMPS: 125 A MAIN: LUG | SCCR: 10 kA WxD: 20"x5.75" | TRIM: SURFACE ENCL: NEMA 1 | AΦ: 7.2 kVA | BΦ: 6.9 kVA | CΦ: 7.2 kVA | TOT: 21.3 kVA

PROVIDE EATON Pow-R-Line 1a PANELBOARD (OR EQUIVALENT BY GENERAL ELECTRIC, SIEMENS, OR SQUARE D). PROVIDE DOOR-IN-DOOR.

DESCRIPTION	BKR	kVA	CKT	CKT	kVA	BKR	DESCRIPTION
LIGHTING - ENG. LIBRARY, ENG. / PLANNING	20/1	1.4	1	2	1.0	20/1	FIRE ALARM - DISTRIBUTED POWER MODULE
LIGHTING - CORR., I.T., JAN., MECH., TLTS., VEST.	20/1	1.4	3	4	1.0	20/1	RECEPTACLES - B.C. OFFICES
LIGHTING - INSPECTORS AND STAFF OFFICES	20/1	1.3	5	6	0.5	20/1	RECEPTACLES - B.C. BUILDING OFFICIAL OFFICE
LIGHTING - DIR. / ENG. / MGR. / STAFF OFFICES	20/1	0.9	7	8	0.8	20/1	RECEPTACLES - PLANS REVIEW BUILDING
LIGHTING - COPY / FILES, CORR., ELEV. LOBBY	20/1	1.0	9	10	0.6	20/1	RECEPTACLES - PLANS REVIEW CIVIL
LIGHTING - BREAKOUT, CONF. ROOM, CORRIDORS	20/1	0.9	11	12	1.0	20/1	RECEPTACLES - PLANNING STAFF OFFICES
LIGHTING - PLANS REVIEW / CIVIL OFFICES	20/1	1.0	13	14	0.7	20/1	RECEPTACLES - ENG. LIBRARY, STAFF OFFICE GIS
LIGHTING - PLANS REVIEW / BUILDING OFFICES	20/1	0.9	15	16	1.0	20/1	RECEPTACLES - STAFF OFFICE, STAFF OFFICE GIS
LIGHTING - FUTURE EXPANSION LIGHTING	20/1	0.5	17	18	1.0	20/1	RECEPTACLES - OFFICE MANAGER, STAFF OFFICE
SPARE	20/1		19	20	0.4	20/1	RECEPTACLES - BUILDING INSP., MUNICIPAL INSP.
SPARE	20/1		21	22	0.5	20/1	RECEPTACLES - DIRECTOR'S OFFICE
SPARE	20/1		23	24	1.0	20/1	RECEPTACLES - ENG. DIRECTOR, PLANNING DIRECTOR
SPARE	20/1		25	26		20/1	SPARE
SPARE	20/1		27	28	0.5	20/1	POWER FOR ACCESS CONTROLS
SPARE	20/1		29	30	1.0	20/1	RECEPTACLES - QUAD. IN I.T. SWITCH
SPARE	20/1		31	32	1.0	20/1	SPARE RECEPTACLES - QUAD. IN I.T. SWITCH
SPARE	20/1		33	34		20/1	SPARE
SPARE	20/1		35	36		20/1	SPARE
SPARE	20/1		37	38		20/1	SPARE
SPARE	20/1		39	40		20/1	SPARE
SPARE	20/1		41	42		20/1	SPARE

2NL2

2NL2 DESIGNATION | VOLTS: 208/120 V 3 PHASE 4 WIRE | AMPS: 225 A MAIN: LUG | SCCR: 10 kA WxD: 20"x5.75" | TRIM: SURFACE ENCL: NEMA 1 | AΦ: 6.5 kVA | BΦ: 5.6 kVA | CΦ: 5.3 kVA | TOT: 17.4 kVA

PROVIDE EATON Pow-R-Line 1a PANELBOARD (OR EQUIVALENT BY GENERAL ELECTRIC, SIEMENS, OR SQUARE D). PROVIDE FEED-THROUGH LUGS. PROVIDE DOOR-IN-DOOR.

DESCRIPTION	BKR	kVA	CKT	CKT	kVA	BKR	DESCRIPTION
AHU-13	15/1	2.0	1	2	0.5	20/1	WATER HEATER
AHU-14	15/1	2.0	3	4	1.4	20/1	RECEPTACLES - MECH., HWRP, MOTORIZED DAMPER
AHU-15	15/1	2.0	5	6	0.7	20/1	RECEPTACLES - MECH. ROOM, MOTORIZED DAMPER
AHU-16	15/1	2.0	7	8		20/1	SPARE
AHU-17	15/1	2.0	9	10	0.2	20/1	RECEPTACLES - MECH. ROOM
AHU-18	15/1	2.0	11	12	0.6	20/1	RECEPTACLES - FUTURE EXPANSION
AHU-19	15/1	2.0	13	14		20/1	SPARE
SPARE	20/1		15	16		20/1	SPARE
SPARE	20/1		17	18		20/1	SPARE
SPARE	20/1		19	20		20/1	SPARE
SPARE	20/1		21	22		20/1	SPARE
SPARE	20/1		23	24		20/1	SPARE
SPARE	20/1		25	26		20/1	SPARE
SPARE	20/1		27	28		20/1	SPARE
SPARE	20/1		29	30		20/1	SPARE
SPARE	20/1		31	32		20/1	SPARE
SPARE	20/1		33	34		20/1	SPARE
SPARE	20/1		35	36		20/1	SPARE
SPARE	20/1		37	38		20/1	SPARE
SPARE	20/1		39	40		20/1	SPARE
SPARE	20/1		41	42		20/1	SPARE

2NL3

2NL3 DESIGNATION | VOLTS: 208/120 V 3 PHASE 4 WIRE | AMPS: 225 A MAIN: LUG | SCCR: 10 kA WxD: 20"x5.75" | TRIM: SURFACE ENCL: NEMA 1 | AΦ: 15.7 kVA | BΦ: 15.4 kVA | CΦ: 13.5 kVA | TOT: 44.6 kVA

PROVIDE EATON Pow-R-Line 1a PANELBOARD (OR EQUIVALENT BY GENERAL ELECTRIC, SIEMENS, OR SQUARE D). PROVIDE FEED-THROUGH LUGS. PROVIDE DOOR-IN-DOOR. PROVIDE GFCI BREAKER WHERE "(GFCI BKR)" IS INDICATED.

DESCRIPTION	BKR	kVA	CKT	CKT	kVA	BKR	DESCRIPTION
AHU-8	15/1	2.0	1	2	1.0	20/1	RECEPTACLES - COPY AND FILES
AHU-9	15/1	2.0	3	4	1.1	20/1	RECEPTACLES - B.C. OFFICES
AHU-10	15/1	2.0	5	6	0.6	20/1	RECEPTACLES - B.C. BUILDING OFFICIAL OFFICE
AHU-11	15/1	2.0	7	8	1.5	20/1	RECEPTACLES - PLANS REVIEW BUILDING
AHU-12	15/1	2.0	9	10	0.4	20/1	RECEPTACLES - PLANS REVIEW CIVIL
RECEPTACLES - ENG. LIBRARY	20/1	0.8	11	12	1.1	20/1	RECEPTACLES - PLANNING STAFF OFFICES
RECEPTACLES - STAFF OFFICE GIS	20/1	0.8	13	14	0.9	20/1	RECEPTACLES - ENG./PLANNING STORAGE
RECEPTACLES - STAFF OFFICE	20/1	0.6	15	16	1.3	20/1	RECEPTACLES - CONFERENCE ROOM
RECEPTACLES - MUNICIPAL INSPECTORS	20/1	1.0	17	18	1.5	20/1	RECEPTACLES - BREAKOUT, CORRIDORS
RECEPTACLES - MUNICIPAL INSPECTORS	20/1	1.0	19	20	1.1	20/1	RECEPTACLES - CORR., ELEV. LOBBY, REFRESHMENTS
RECEPTACLES - BUILDING INSPECTORS	20/1	1.0	21	22	0.8	20/1	RECEPTACLES - COLUMNS AT ENG./PLANNING
RECEPTACLES - BUILDING INSPECTORS	20/1	1.0	23	24	1.0	20/1	REFRIGERATOR AT REFRESHMENTS
RECEPTACLES - OFFICE MANAGER, STAFF OFFICE	20/1	1.1	25	26	1.5	20/1	RECEPTACLES - REFRESHMENTS (GFCI BKR)
RECEPTACLES - ENG. DIRECTOR, PLANNING DIRECTOR	20/1	1.1	27	28	1.5	20/1	RECEPTACLES - REFRESHMENTS
RECEPTACLES - DIRECTOR'S OFFICE	20/1	0.6	29	30	1.5	20/1	RECEPTACLES - REFRESHMENTS
RECEPTACLES - CORRIDOR, VESTIBULE	20/1	0.4	31	32	1.2	20/1	DISHWASHER AT REFRESHMENTS (GFCI BKR)
DRINKING FOUNTAIN	20/1	0.7	33	34	1.0	20/1	RECEPTACLES - ENG./PLANNING (OPEN OFFICE)
RECEPTACLES - MANS AND WOMENS RESTROOMS	20/1	0.4	35	36	1.0	20/1	RECEPTACLES - ENG./PLANNING (OPEN OFFICE)
RECEPTACLES - JANITOR	20/1	0.2	37	38	1.0	20/1	RECEPTACLES - ENG./PLANNING (OPEN OFFICE)
RECEPTACLES - FUTURE EXPANSION	20/1	0.9	39	40	1.0	20/1	RECEPTACLES - ENG./PLANNING (OPEN OFFICE)
SPARE	20/1		41	42	1.0	20/1	RECEPTACLES - ENG./PLANNING (OPEN OFFICE)
SPARE	20/1		43	44		20/1	SPARE
SPARE	20/1		45	46		20/1	SPARE
SPARE	20/1		47	48		20/1	SPARE
SPARE	20/1		49	50		20/1	SPARE
SPARE	20/1		51	52		20/1	SPARE
SPARE	20/1		53	54		20/1	SPARE
SPARE	20/1		55	56		20/1	SPARE
SPARE	20/1		57	58		20/1	SPARE
SPARE	20/1		59	60		20/1	SPARE
SPARE	20/1		61	62		20/1	SPARE
SPARE	20/1		63	64		20/1	SPARE
SPARE	20/1		65	66		20/1	SPARE
SPARE	20/1		67	68		20/1	SPARE
SPARE	20/1		69	70		20/1	SPARE
SPARE	20/1		71	72		20/1	SPARE
SPARE	20/1		73	74		20/1	SPARE
SPARE	20/1		75	76		20/1	SPARE
SPARE	20/1		77	78		20/1	SPARE
SPARE	20/1		79	80		20/1	SPARE
SPARE	20/1		81	82		20/1	SPARE
SPARE	20/1		83	84		20/1	SPARE

HARPETH PARK ENGINEERING LLC
Phone: (615) 814-6001 HPE Job #121056
Email: info@harpethpark.engineering



Lambe+Associates, LLC
architecture • planning • design/build
creative solutions to build on

Lambe + Associates, LLC
106 Mission Court, Suite 303
Franklin, TN 37067
phone: 615.771.9601
tlambe@comcast.net

This drawing and the design shown is the property of the Architect. The reproduction, copying, or use of this drawing without their written consent is prohibited and any infringement will be subject to legal action.

Consultants

CIVIL ENGINEER:
Civil & Environmental Consultants, Inc.

STRUCTURAL ENGINEER:
Wallace Design Collective

MECHANICAL ENGINEER:
Harpeth Park Engineering, LLC

ELECTRICAL ENGINEER:
Harpeth Park Engineering, LLC

Project

CITY OF LA VERGNE, TENNESSEE
PUBLIC WORKS AND COMMUNITY DEVELOPMENT SERVICES FACILITY
1500 E NIR SHREIBMAN BOULEVARD
LA VERGNE, TENNESSEE

rev.		date
1	ESD-1	09-19-2023
4	ESD-4	02-16-2024
5	ESD-5	03-29-2024

L+A Job No. 2110
01.22.23

Electrical Panel Schedules

E702

sheet

Roy Bruce

From: Shaun Smith <ssmith@aselectric.com>
Sent: Wednesday, May 1, 2024 9:17 AM
To: Roy Bruce; cjthomas1974@gmail.com
Subject: RE: City of La Vergne Public Works & Community Development Services Facility: New RFI 61 (Overhead Door Power at Exterior Vehicle Bldg 1)

I will revise my change order to reflect this email

Thanks,

Shaun Smith

Project Manager

A & S Electric, Inc.

80 Cleveland Street
Nashville, TN 37207
615 – 244- 9560 Fax 254 - 4618

ssmith@aselectric.com
Office: (615) 244-9560
Cell: (615) 207-7008
www.aselectricnashville.com

**To see pictures of past projects, please click on the Instagram and Facebook icons above.

www.aselectricnashville.com

From: Roy Bruce [mailto:rbruce@baronconstructionllc.com]
Sent: Wednesday, May 01, 2024 8:23 AM
To: Shaun Smith; cjthomas1974@gmail.com
Subject: FW: City of La Vergne Public Works & Community Development Services Facility: New RFI 61 (Overhead Door Power at Exterior Vehicle Bldg 1)

See below from Tyler

Thank you,
Roy

Roy Bruce

Project Manager
Baron Construction, LLC
652 Old Ezell Road
Nashville, TN 37217
Mobile: 629.214.5690
Office: 615.690.7770 ext. 1008
Fax: 615.690.7775
rbruce@baronconstructionllc.com
www.baronconstructionllc.com

From: Tyler Ball <tyler@harpethpark.engineering>
Sent: Tuesday, April 30, 2024 2:01 PM
To: Roy Bruce <rbruce@baronconstructionllc.com>
Cc: tlambe@comcast.net; Annie Flanagin <aflanagin@baronconstructionllc.com>; com-inbound-city-of-la-vergne-public-works--community-developm@procoretech.com
Subject: RE: City of La Vergne Public Works & Community Development Services Facility: New RFI 61 (Overhead Door Power at Exterior Vehicle Bldg 1)

Roy,

If the overhead doors come with starters, start/stop switches, etc., then we will not need to provide an additional electrical equipment required for functionality.

Providing a disconnect in lieu of a combination motor starter is a perfectly acceptable solution where starters and controls are provided by the overhead door manufacturer.

No drawing change is required, as the drawings note for these items to be verified and coordinated for operation, prior to rough-in.

Sincerely,

Tyler Ball, P.E. | Principal Electrical Engineer
Harpeth Park Engineering, LLC
Office: (615) 814-6001
Direct: (615) 814-6011
Tyler@harpethpark.net

From: Roy Bruce <rbruce@baronconstructionllc.com>
Sent: Friday, April 26, 2024 7:08 AM
To: Tyler Ball <tyler@harpethpark.engineering>
Cc: tlambe@comcast.net; Annie Flanagin <aflanagin@baronconstructionllc.com>; com-inbound-city-of-la-vergne-public-works--community-developm@procoretech.com

Subject: RE: City of La Vergne Public Works & Community Development Services Facility: New RFI 61 (Overhead Door Power at Exterior Vehicle Bldg 1)

Tyler,

I was discussing this with A&S and we may have a double up on the motor starters. The overhead doors have motor starters on them and the have start/stop switches so we aren't sure if additional motor starters are needed per these revisions. If we could change to disconnects and circuits to feed them we would have a much lower cost for these changes.

Could you take a look at this for us please? I'd really like to minimize the cost impact as much as possible

Thank you,
Roy

Roy Bruce
Project Manager
Baron Construction, LLC
652 Old Ezell Road
Nashville, TN 37217
Mobile: 629.214.5690
Office: 615.690.7770 ext. 1008
Fax: 615.690.7775
rbruce@baronconstructionllc.com
www.baronconstructionllc.com

From: Tyler Ball <tyler@harpethpark.engineering>
Sent: Wednesday, April 3, 2024 9:26 AM
To: Roy Bruce <rbruce@baronconstructionllc.com>
Subject: RE: City of La Vergne Public Works & Community Development Services Facility: New RFI 61 (Overhead Door Power at Exterior Vehicle Bldg 1)

Roy,

See attached revised drawings concerning the overhead doors.

Narrative of changes:

E302 Added overhead door connection for Inventory Storage A107.
Revised overhead door connection in Loading Dock A108 for clarification.
Edited Keyed Note 16 for clarification.
E303 Revised overhead door connection in I.T. Delivery/Storage B139 for clarification.
E308 Added overhead door connections for the Exterior Vehicle and Equipment 1 X100 shed.
E702 Revised panel schedules per overhead door connections.

Thanks,

Tyler Ball, P.E. | Principal Electrical Engineer

Industrial / Commercial Wiring

A & S Electric, Inc.

80 Cleveland Street
Nashville, TN 37207
615 – 244- 9560 Fax 254 - 4618

PROPOSAL

State Lic. #20026
Expires: 5/31/2024.
Classification: E, CE
Limit: UNLIMITED
Metro Lic. #415
Murfreesboro Lic.#0165

DATE: **April 25, 2024**

ATTN: **Baron Construction**

RE: **La Vergne Public Works**
1500 E Nir Shreibman Blvd.
La Vergne, TN

Dear Roy Bruce,

We appreciate the opportunity to provide the following quotation for the above referenced project. Our proposal is based upon the updated E101 drawing dated 9/19/23 provided by Baron Construction.

~~**Site Revision Total Sum: $42,453.25**~~ — Revise

ITEMS INVOLVED:

15	motor starters
1	wire for above
15	connections
~~15~~	~~start stop switches~~ — No
~~1~~	~~conduit for sensors~~ — NO
1	graybar

→ in Overhead doors. Confirm w/ Tyler Ball

PROJECT MANAGER'S SPECIFICATIONS:

- All light fixtures located in a drop ceiling are to have a minimum of (2) wire per fixture installed by the ceiling contractor.
- The above total sum has been calculated and the time schedule agreed upon based upon the current prices and availability of materials and labor, considering anticipated impacts from the COVID-19 pandemic, and any governmental action, disruptions in the supply of labor or materials or other impacts related thereto and that A&S Electric has taken or will take all reasonable measures to protect against excessive price increases and delays, such as early purchasing of materials where appropriate and feasible. A&S Electric shall not be responsible for any additional cost associated with changes in the aforementioned conditions, as they our out of our control. A&S Electric shall advise the contractor when conditions change and impacts our contract price.

80 Cleveland Street Nashville, TN 37207 * Phone: (615) 244-9560 * Fax: 254-4618

WE PROPOSE to furnish labor and material --- complete in accordance with above specifications, and subject to conditions found on both sides of this agreement, for the sum of:
Payment to be made as follows: _____

ACCEPTED: The above prices, specifications and conditions are satisfactory and are hereby accepted. You are authorized to do the work as specified.

Respectfully Submitted,

Payment will be made as outlined above.

A & S ELECTRIC, INC.

Date of Acceptance _____

By _____

By: Shaun Smith

Note: This proposal may be withdrawn by us if not accepted within _30_ days.

By _____

Shaun Smith

Project Manager

80 Cleveland Street Nashville, TN 37207 * Phone: (615) 244-9560 * Fax: 254-4618

RFC 35

2305 La Vergne Public Works &CDSF **RFC 35**
La Vergne, TN

Footing modification at Stair 3 for CMU walls per Engineers instruction. Two story CMU walls that support the landing, requiring thickened slab detail modification at these CMU walls **5/29/2024**

COST CATEGORY/ITEM	UNIT PRICE	QUANTITY	TOTALS	NOTES
Footing Modification at Stair 3 CMU Walls				
Concrete Subcontractor	$ 1,469.60	1.00	$ 1,469.60	Per revised detail from Engineer. Additional thickness of concrete, and additional #4 and #5 rebar installed prior to slab on grade pour in Area B.
SUBTOTAL			**$ 1,469.60**	

Subtotal	$	1,469.60	
Indirect	$	58.78	4%
Fee	$	91.70	6%
TOTAL	**$**	**1,620.09**	

Roy Bruce

From: David Lower <david.lower@wallace.design>
Sent: Thursday, April 18, 2024 10:31 AM
To: Roy Bruce
Cc: dylan.jenkins@wallace.design; Annie Flanagin; JB Nease; com-inbound-city-of-la-vergne-public-works--community-developm@procoretech.com
Subject: Re: La Vergne Public Works - footer conflict
Attachments: CMU Wall Plan 4-18-2024.pdf; Detail 9A.pdf

Roy,

While reviewing the footing I noticed that we need to adjust the thickened slab supporting the stair CMU walls. These are two story CMU walls and support the stair landing. Please see the attached. Please let me know if you have any questions.

Thanks,

Dave

david lower, pe se
principal

wallace design collective, pc
615.321.9710 o · 629.202.4570 d

atlanta · denver · kansas city · nashville · oklahoma city · tulsa

On Thu, Apr 18, 2024 at 10:06 AM Roy Bruce <rbruce@baronconstructionllc.com> wrote:

> Thanks Dave, that's much appreciated
>
> Thank you,
>
> Roy
>
> Roy Bruce
>
> Project Manager
>
> Baron Construction, LLC

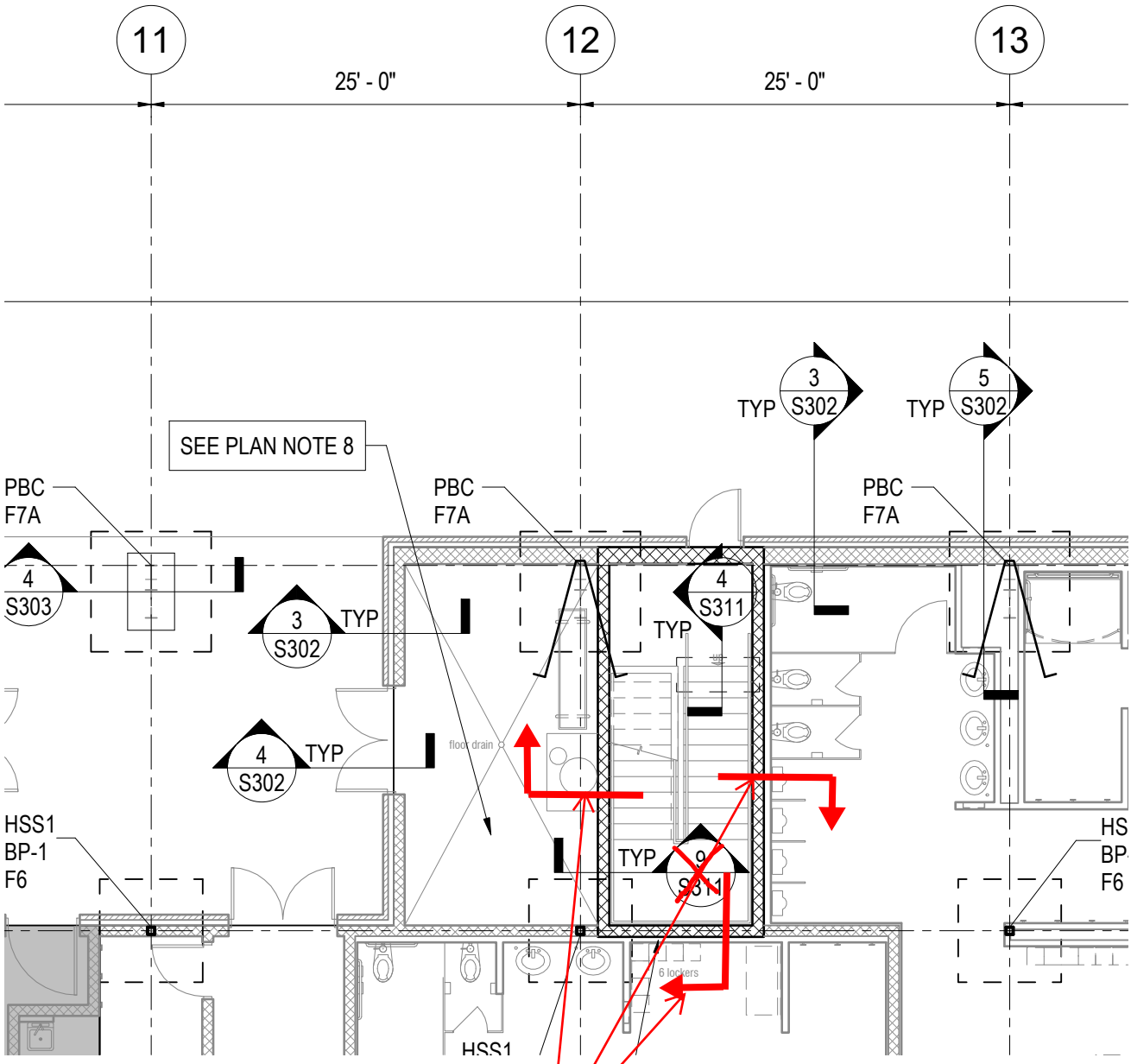

Detail "9A"-
sides of CMU
Stair shaft

4-18-2024

PROVIDE W1.7 WIRE REINF AT 16" O.C. HORIZ MAX

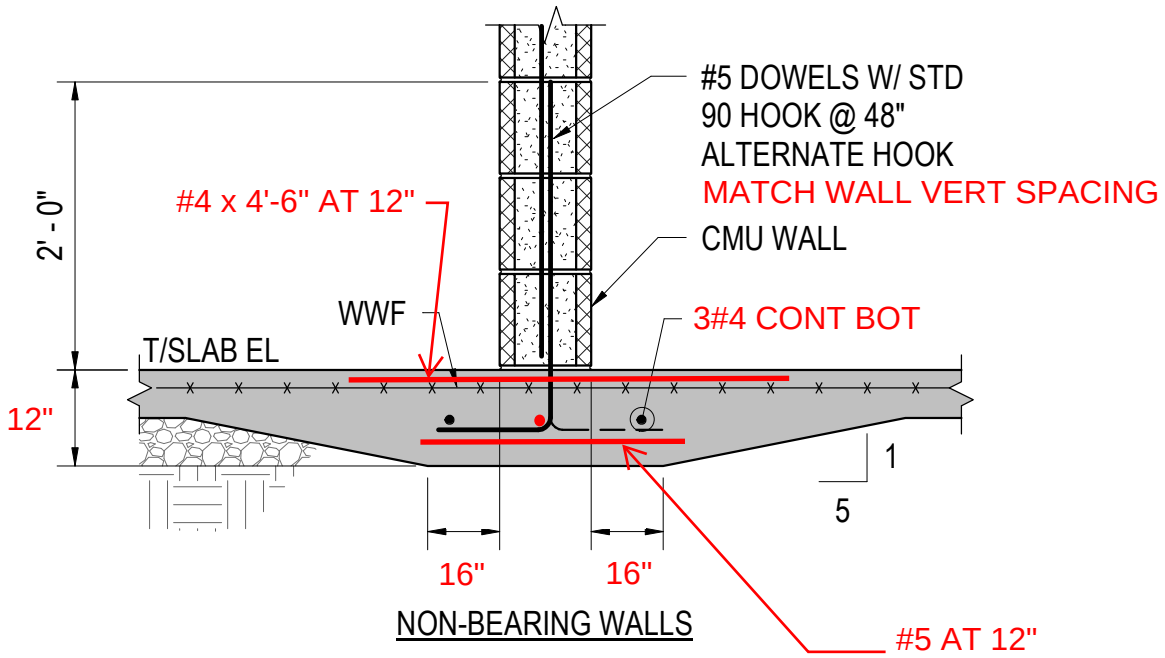

9A

4-18-2024

THM Concrete
2727 union hall rd Clarksville, TN 37040

Phone #: (931) 320-0877

Dig out footings/install B slab/install rebar 4/26/24

PCO

Project Name: City of LaVergne Public works & Community Dev Services

Owner : Baron Construction LLC
Roy Bruce
652 Old Ezell Rd
Nashville, TN 37217

Architect:

PCO # 49
Printed On: 05/07/2024
Created On: 05/07/2024
Job Number # 23-020
Architect # :

Description	Bid Amount	Status	Change Date
1 Equipment - Skid steer & Excavator	$440.00	Pending	
2 Labor Cost- total 6 men for 24 hours	$1,029.60	Pending	
Total:	**$1,469.60**		

Please find above pricing as you requested. If this is acceptable, please confirm so we may proceed with a change order.

Thank You,

Kevin Peterson
Project Manager

Project:	City of Laverne public works
Contractor:	
Date:	4/26/2024

TIME & MATERIALS DAILY LOG

Log of Work:

Dig out Footings S/02 stair 3 Fab rebar
and install B Slab install Rebar Fab rebar

MATERIALS USED	TYPE	UNIT COST	TOTAL

EQUIPMENT USED	HOURS	RATE	TOTAL
skidsteer	8	25	200
Excavator	8	25	200

NO. MEN	TASK	HOURS	RATE	TOTAL
4	Fab rebar and install	8	39	312
1	Excavator operator	8	39	312
1	operator skidsteer	8	39	312

DAILY TOTAL COST $ _____

We jointly certify that the above work was performed, and the quantites are correct as listed.

General Contractor

THM Concrete

RFC 38

2305 La Vergne Public Works &CDSF
La Vergne, TN

RFC 38

Credit for TTL Reinspection Costs per Contracts Letter C-003 received via email from Gary Lide. Attached summary marked up to remove items not agreed to by Baron Construction

5/30/2024

COST CATEGORY/ITEM	UNIT PRICE	QUANTITY	TOTALS	NOTES
Credit for TTL Reinspection Costs				
Credit for TTL Reinspections and Retests	$ (6,343.00)	1.00	$ (6,343.00)	Credit for TTL retest/reinspection costs per the attached summary, marked up to remove items not agreed to by Baron Construction from the total
SUBTOTAL			**$ (6,343.00)**	

Date	Associated Hours	Associated Rate ($/hr)	Total ($)	Comments
Foundations, Reinforcement, Concrete, Masonry				
8/21/2023	2	61.00	$122.00	Hoe-pack was not on-site to provide compactive effort
8/16/2023	3	87.00	$261.00	Footings not de-mucked, hoe-pack not on-site.
8/17/2023	2	87.00	$174.00	Basestone too wet for compaction, contractors did not have hoe-pack
8/18/2023	2	87.00	$174.00	Basestone too wet for compaction, contractors did not have hoe-pack
8/31/2023	2	87.00	$174.00	Footing reinforcement not complete at time of inspection
9/20/2023	7	87.00	$609.00	Re-DCP of Shed structure footings that failed on 9/13
9/21/2023	3	87.00	$261.00	Re-DCP of Shed sturcture footings that failed on 9/20
~~10/31/2023~~	~~1~~	~~149.00~~	~~$149.00~~	~~Associated PM time to close discrepancies~~
10/18/2023	3.5	61.00	$213.50	Re-DCP of salt bin footings that failed on 10/17
~~10/28/2023~~	~~1~~	~~61.00~~	~~$61.00~~	~~Cylinder pickup unable to be completed due to gate being locked~~ no - was not coordinated with Baron for Saturday pick up
~~11/3/2023~~	~~1.5~~	~~61.00~~	~~$91.50~~	~~*Interpolated from full day: multiple failing DCPs due to inadequate compaction~~
11/6/2023	2	87.00	$174.00	Re-DCP of Area C footings, incomplete rebar inspection
~~11/15/2023~~	~~3.5~~	~~61.00~~	~~$213.50~~	~~*Interpolated from full day: multiple failing DCPs due to inadequate compac~~ no - working with CEC/TTL to resolve compaction issues
11/17/2023	2	87.00	$174.00	*Interpolated: Lintel bolts had to be observed since they were not installed the previous date
11/29/2023	2	61.00	$122.00	*Interpolated: Re-DCP of salt dome footings due to partial fail the previous date
~~12/20/2023~~	~~3~~	~~61.00~~	~~$183.00~~	~~*Interpolated: DCP of footings with inadequate compaction~~
12/26/2023	2	61.00	$122.00	DCP cancelled upon arrival
12/29/2023	5	61.00	$305.00	*Interpolation: Multiple failed DCPs due to previous saturation
1/2/2024	2	61.00	$122.00	*Interpolation: Failed DCPs due to saturation
1/4/2024	3	61.00	$183.00	Requested for DCPs, contractors placed rebar instead and did not complete.
2/6/2024	2	61.00	$122.00	*Interpolated: Re-DCP of footings due to partial fail the previous date
~~2/20/2024~~	~~5~~	~~87.00~~	~~$435.00~~	~~Requested for bearing eval, footings filled with water, did not place backfill~~ no - working with CEC/TTL to resolve issues due to groundwater subsurface seep continuously flowing into the footer excavations
~~2/23/2024~~	~~8~~	~~61.00~~	~~$488.00~~	~~Requested for bearing eval, footings filled with water, did not place backfill~~
~~2/23/2024~~	~~2~~	~~79.30~~	~~$158.60~~	~~Requested for bearing eval, footings filled with water, did not place backfill~~
3/21/2024	5	87.00	$435.00	Area A SOG pre-placement as requested, contractors were missing multiple items
3/22/2024	4	87.00	$348.00	Area A SOG pre-placement as requested, contractors were missing multiple items
4/3/2024	3	61.00	$183.00	*Interpolated from full day: one footing that previously passed DCP was saturated
4/3/2024	1	149.00	$149.00	Call and email with Baron to explain that passing DCPs are not representative after being saturated
4/8/2024	4.5	61.00	$274.50	Technician requested for concrete placement, asked to wait in case rain cleared out, ultimately cancelled
4/18/2024	3	87.00	$261.00	Re-observation of SOMD due to embeds not being installed at first observation
Metals				
4/4/2024	1	115.00	$115.00	Metals Reinspections
3/18/2024	3	115.00	$345.00	Weld reinspection of previous failures
~~3/15/2024~~	~~2~~	~~115.00~~	~~$230.00~~	~~*Interpolated: Metals inspection cancelled on arrival due to weather~~
4/8/2024	4	115.00	$460.00	Metals Reinspections
1/8/2024	2	115.00	$230.00	Metals Reinspections
3/21/2024	1	115.00	$115.00	Metals Reinspections
4/5/2024	1	115.00	$115.00	Metals Reinspections
TOTAL	96.5		$7,699.10	Excludes strike-outs

-$1,356.10	Deduct from total above strikeouts by Baron Construction
$6,343.00	Total of deductive RFC

ITEM REPORT
Board of Mayor and Aldermen
Meeting Date: June 27, 2024

Item #: 8.D. Approve Memorandum of Understanding with Motlow State Community College for Advanced Emergency Medical Technician Training.

Department: Fire

Presented By: Ronny Beasley

Item Attachments: 1. MOU with Motlow State Community College

Summary:

The Fire Department requests approval of the Memorandum of Understanding with Motlow State Community College for Advanced Emergency Medical Technician training.

Background Information:

The Fire Department requests approval of the Memorandum of Understanding with Motlow State Community College. Motlow State Community College will provide medical training for ten fire personnel. This course is budgeted in Line 148, Employee Education and Training.

Financial Summary:

The cost of the training is $15,000.

Staff Recommendation:

Staff recommends approval.

MEMORANDUM OF UNDERSTANDING ("MOU")
FOR
NON-CREDIT INSTRUCTION

This MOU serves as authorization for Motlow State Community College (MSCC) to provide and bill the City of La Vergne, on behalf La Vergne Fire Department, (LFD) located at 283 Old Nashville Hwy, La Vergne, TN 37086 for the following:

Program Title(s): Advance Emergency Medical Technician

Description: Training consists of 200 hours of class time.

Instructor(s): To be provided by Motlow State Community College

Date(s) and Time: Class Dates are August 28, 2024 through Dec 6th, 2024; 8:00am-4:30pm

Location: La Vergne Fire Department

CEU'S per Participant: 10

Number of Participants: Not to exceed 24

Program Fee: $15,000

Motlow State Community College will provide all instructional materials.

LFD agrees to make payment for services rendered within 30 days of receipt of an invoice. Payments not received within thirty days of receipt of invoice will be delinquent and subject to collection in accordance with Tennessee Board of Regents and MSCC policies and guidelines, including referral to a collection agency. LFD agrees to pay all collection costs incurred by MSCC.

MSCC and LFD agree that no person shall be excluded from participation in, be denied benefits of, or be otherwise subjected to discrimination in the performance of this MOU or in the employment practices of MSCC or LFD on the grounds of disability, age, race, color, religion, sex, national origin, veteran status or any other classification protected by applicable federal or Tennessee law. MSCC and LFD shall comply with all applicable federal and Tennessee law.

It is the policy of the LFD not to discriminate on the basis of age, race, sex, color, national origin, or disability in its hiring and employment practices, or in admission to, access to, or operation of its programs, services, and activities. With regard to all aspects of this agreement, MSCC certifies it will comply with this policy.

MSCC acknowledges that the LFD is a federal government contractor. Therefore, in carrying out its obligations under MOU, MSCC shall specifically acknowledge and agree as follows:

(1) The LFD and MSCC shall abide by the requirements of 41 CFR 60-1.4(a). This regulation prohibits discrimination against any employee or applicant for employment because of race, color, religion, sex, sexual orientation, gender identity, or national origin, and requires federal government contractors and subcontractors to take affirmative action to ensure that applicants are employed, and that employees are treated during employment, without regard to their race, color, religion, sex, sexual orientation, gender identity, or national origin.
(2) The LFD and MSCC shall abide by the requirements of 41 CFR 60-300.5(a). This regulation prohibits discrimination against qualified protected veterans and requires affirmative action by covered prime contractors and subcontractors to employ and advance in employment qualified protected veterans.
(3) The LFD and MSCC shall abide by the requirements of 41 CFR 60-741.5(a). This regulation prohibits discrimination against qualified individuals on the basis of disability and requires affirmative action by covered prime contractors and subcontractors to employ and advance in employment qualified individuals with disabilities.

City of La Vergne on behalf of the
La Vergne Fire Department

_____
Signature of Official

Mayor
Title

_____
Date

Motlow State Community College

_____
Signature of Official

Contracts Officer
Title

_____
Date

ITEM REPORT
Board of Mayor and Aldermen
Meeting Date: June 27, 2024

Item #: 8.E. Approve Paving of the Parks & Recreation Building Drives and Parking.

Department: Parks & Recreation

Presented By: David McGowen

Item Attachments: 1. Park and Rec Office

Summary:

This is a proposal to topcoat the existing parking and drive areas at the parks building with asphalt.

Background Information:

This is a proposal from Hawkins Paving to topcoat the drive and parking areas at the parks building. Hawkins Asphalt Paving,LLC has the city contract for asphalt paving.

Financial Summary:

The proposed cost for the paving is $73,102.87. This is a budget item and will be paid out of the current parks budget.

Staff Recommendation:

Staff recommends approval.

PROPOSAL

P.O. Box 292 · 6013 Highway 64 E
Wartrace, TN 37183
(931) 389-9671

Organization: Lavergne Parks and Rec Proposal Submitted: Andrew Stophel Phone: 615-971-4086 Date: 6/10/24
Street: Job Name: Lavergne Parks and Rec Office
City, State and Zip Code: Job Location: Lavergne
Estimator: Nolen Spencer Date of Plans: **No Plans** TDOT BBMI $628.64

We agree to furnish all Labor, Equipment and Materials to complete the following work:

ASPHALT PAVEMENT

Dig-Outs:

- Remove failed areas and haul off spoils **(140 sq yds)**
- Install stone base as needed and compact **(140 sq yds)**
- Lay an average of **2.5"** of asphalt binder and compact **(140 sq yds)**

Asphalt Overlay:

- Mill areas to ensure smooth transition
- Clean existing asphalt
- Apply SS1H tack coat if needed
- Lay an average of **1 ½"** of asphalt topping and compact **(3,150 sq yds)**
  - Cost ---------- **$73,102.87**

NOTE:

- No grade staking or blue topping included in price
- No Striping included in quote
- If there is an overrun of materials due to circumstances beyond Hawkins Asphalt Paving, LLC control unit prices will be added for any amount of overrun used (Improper grades, additional areas, build areas up, etc.)
- No landscaping, seeding, or sodding included in quote(s)
- No clean up from another contractor's work is included in quote(s)
- Hawkins Asphalt is not liable for damages due to construction traffic
- No pipe bollard(s) included in this quote
- No signs included in quote(s)

- Due to the flat grades on this project, small water pockets may be visible
- Hawkins Asphalt Paving, LLC is not responsible for damages to new asphalt pavement which may result from settlement of poor sub grade conditions due to sub grade being prepared by another contractor (or if utility trenches under asphalt pavement are not backfilled and compacted properly)
- Price(s) includes one (1) mobilization for paving crew; any additional mobilizations required, for reasons beyond Hawkins Asphalt Paving, LLC control, shall be at a rate of $5,000.00/each
- Hawkins Asphalt Paving, LLC will make every effort to perform work in a timely manner, but is not responsible for loss of business
- Areas where asphalt must be worked by hand versus mechanical equipment may have a different textured surface
- Hawkins Asphalt Paving, LLC is not responsible for any form of the following: asphalt cracking, water pockets, erosion control, or drainage problems
- Hawkins Asphalt Paving, LLC is not responsible for any form of asphalt settlement, underground utility damage, or vegetation growth
- Quote does not include any work that is not specifically stated in this proposal
- The above prices are based upon monthly TDOT BBMI prices. If the bituminous material index increases or decreases 5% more or less Hawkins asphalt will adjust accordingly, we also reserve the right to review and amend the base bid to recover any fuel or materials product increases over 10% from original base bid

If accepted, please sign and return the original copy for scheduling

Payment is due upon job completion. Failure to pay **promptly** will result in interest charges accrued at the rate of 1.5% for each thirty days or portion thereof that bill remains unpaid beginning no later than ten days following completion of job.

All material is guaranteed to be as specified for a period of one (1) year from the original date of completion. All work to be completed in a work-man like manner according to standard practices. Any alteration or deviation from above specifications involving extra cost (mass rock excavation, consequential damages resulting from underground utilities, excavation of unsuitable sub-grade material, underground aquifers, etc) will be executed only upon written orders, and will become an extra charge over and above the estimate. All agreements contingent upon strikes, accidents or delays beyond our control. Owner to carry fire, tornado and other necessary insurance. Our workers are fully covered by the Workmen's Compensation Insurance.

Note: This proposal may be withdrawn by us if not accepted within 30 days.

Acceptance Proposal – The above prices, specifications and conditions are satisfactory and are hereby accepted. You are authorized to do the work specified. Payment will be made as outlined above. In the event that default is made in payment of the amount due to Hawkins Asphalt Paving, LLC pursuant to this agreement, I agree to pay all costs of collections, including attorney's fees reasonably incurred, which in no event shall be less than 35% of the amount due. Any action, suit, or proceeding at law or in equity shall not be had or maintained under this contract unless same be commenced within one year from date of substantial completion of this job.

Date of Acceptance: _____ Signature: _____

ITEM REPORT
Board of Mayor and Aldermen
Meeting Date: June 27, 2024

Item #: 8.F. Approve Rehab of Veterans Memorial Park Walking Trail.

Department: Parks & Recreation

Presented By: David McGowen

Item Attachments: 1. Walking Trail

Summary:
Rehab the Walking Trail at Veterans Memorial Park

Background Information:
This is a proposal from Hawkins Paving to rehab the walking trail at Veterans Memorial Park. The walking trail has deteriorated with age - this is a proposal to topcoat the existing trail with asphalt. Hawkins Asphalt Paving,LLC has the city contract for asphalt paving.

Financial Summary:
The proposed cost for renovations is $115,297.10.This is a budget item and will paid out of the Parks Capital Projects Fund.

Staff Recommendation:
Staff recommends approval.

PROPOSAL

P.O. Box 292 · 6013 Highway 64 E
Wartrace, TN 37183
(931) 389-9671

Organization: Lavergne Parks & Rec. Proposal Submitted: Andrew Stophel Phone: 615-971-4086 Date: 6/10/24
Street: Job Name: Lavergne Walking Trail
City, State and Zip Code: Job Location: Lavergne
Estimator: Nolen Spencer Date of Plans: **No Plans** TDOT BBMI $628.64

We agree to furnish all Labor, Equipment and Materials to complete the following work:

ASPHALT PAVEMENT

Standard Duty Pavement:

- Clip edge of existing asphalt to prep for new asphalt
- Install stone base as needed and compact **(750 sq yds)**
- Lay an average of **2.5"** of asphalt fine-binder and compact **(750 sq yds)**

Asphalt Overlay:

- Clean existing asphalt
- Apply SS1H tack coat if needed
- Lay an average of **1.25"** of asphalt topping (FBM) and compact **(5,600 sq yds)**
  - Cost ---------- **$115,297.10**

NOTE:

- No grade staking or blue topping included in price
- Hawkins Asphalt Paving is not responsible for any damages to existing asphalt
- If there is an overrun of materials due to circumstances beyond Hawkins Asphalt Paving, LLC control unit prices will be added for any amount of overrun used (Improper grades, additional areas, build areas up, etc.)
- No landscaping, seeding, or sodding included in quote(s)
- No clean up from another contractor's work is included in quote(s)
- Hawkins Asphalt is not liable for damages due to construction traffic
- No signs included in quote(s)
- Due to the flat grades on this project, small water pockets may be visible

- Hawkins Asphalt Paving, LLC is not responsible for damages to new asphalt pavement which may result from settlement of poor sub grade conditions due to sub grade being prepared by another contractor (or if utility trenches under asphalt pavement are not backfilled and compacted properly)
- Price(s) includes one (1) mobilization for paving crew; any additional mobilizations required, for reasons beyond Hawkins Asphalt Paving, LLC control, shall be at a rate of $4,000.00/each
- Hawkins Asphalt Paving, LLC will make every effort to perform work in a timely manner, but is not responsible for loss of business
- To insure stability of new asphalt pavement, some base stone will be exposed on both sides of driveway/parking area
- Areas where asphalt must be worked by hand versus mechanical equipment may have a different textured surface
- Hawkins Asphalt Paving, LLC is not responsible for any form of the following: asphalt cracking, water pockets, erosion control, or drainage problems
- Hawkins Asphalt Paving, LLC is not responsible for any form of asphalt settlement, underground utility damage, or vegetation growth
- Quote does not include any work that is not specifically stated in this proposal
- The above prices are based upon monthly TDOT BBMI prices. If the bituminous material index increases or decreases 5% more or less Hawkins asphalt will adjust accordingly, we also reserve the right to review and amend the base bid to recover any fuel or materials product increases over 10% from original base bid

If accepted, please sign and return the original copy for scheduling

Payment is due upon job completion. Failure to pay **promptly** will result in interest charges accrued at the rate of 1.5% for each thirty days or portion thereof that bill remains unpaid beginning no later than ten days following completion of job.

All material is guaranteed to be as specified for a period of one (1) year from the original date of completion. All work to be completed in a work-man like manner according to standard practices. Any alteration or deviation from above specifications involving extra cost (mass rock excavation, consequential damages resulting from underground utilities, excavation of unsuitable sub-grade material, underground aquifers, etc) will be executed only upon written orders, and will become an extra charge over and above the estimate. All agreements contingent upon strikes, accidents or delays beyond our control. Owner to carry fire, tornado and other necessary insurance. Our workers are fully covered by the Workmen's Compensation Insurance.

Note: This proposal may be withdrawn by us if not accepted within 30 days.

Acceptance Proposal – The above prices, specifications and conditions are satisfactory and are hereby accepted. You are authorized to do the work specified. Payment will be made as outlined above. In the event that default is made in payment of the amount due to Hawkins Asphalt Paving, LLC pursuant to this agreement, I agree to pay all costs of collections, including attorney's fees reasonably incurred, which in no event shall be less than 35% of the amount due. Any action, suit, or proceeding at law or in equity shall not be had or maintained under this contract unless same be commenced within one year from date of substantial completion of this job.

Date of Acceptance: _____ Signature: _____

ITEM REPORT
Board of Mayor and Aldermen
Meeting Date: June 27, 2024

Item #: 8.G. Authorize the Mayor to Execute a Subdivision Participation and Release Form to Participate in the Kroger Opioid Settlement.

Department: City Attorney

Presented By: Evan Cope

Item Attachments:
1. Subdivision Participation and Release Form - Kroger National Opioid Settlement

---

Summary:

This will allow the City to join the State of Tennessee and other Local Governments to participate in the recently proposed Kroger opioid settlement.

Background Information:

The City has joined the State of Tennessee and other Local Governments to participate in national settlements with several opioid manufacturers, distributors and retailers. There is a new proposed settlement with Kroger and these documents need to be signed and returned in order for the City to participate.

Financial Summary:

The amount of funds the City could receive from this settlement are unknown at this time. There are restrictions on the use of these funds, but the general concept is to use them for opioid abatement. This can be a reimbursement for previous costs or used for future needs.

Staff Recommendation:

Staff recommends approval.

DocuSign Envelope ID: 2FB9CA6F-66B1-4234-B47E-F991586AB963

New National Opioids Settlement: Kroger
Opioids Implementation Administrator
opioidsparticipation@rubris.com

La Vergne city, TN
Reference Number: CL-796965

TO LOCAL POLITICAL SUBDIVISIONS:

THIS PACKAGE CONTAINS DOCUMENTATION TO PARTICIPATE IN THE NEW NATIONAL OPIOIDS SETTLEMENT. YOU MUST TAKE ACTION IN ORDER TO PARTICIPATE.

Deadline: August 12, 2024

A new proposed national opioids settlement ("*New National Opioids Settlement*") has been reached with Kroger ("Settling Defendant"). This *Participation Package* is a follow-up communication to the *Notice of National Opioids Settlement* recently received electronically by your subdivision.

You are receiving this *Participation Package* because Tennessee is participating in the Kroger settlement.

This electronic envelope contains:

- The *Participation Form* for the Kroger settlement, including a release of any claims.
- *Form for Proposed Amendments* to the Tennessee State-Subdivision Opioid Abatement Agreement.

The *Participation Form* must be executed, without alteration, and submitted on or before August 12, 2024, in order for your subdivision to be considered for initial participation calculations and payment eligibility.

There are two proposed amendments to the State-Subdivision Agreement: (1) extending the agreement to this new settlement; and (2) clarifying that no additional changes are needed when a settlement uses the subdivision allocation list in the Janssen Settlement's Exhibit G or another prior opioid settlement. You will be asked to *Approve* or *Not Approve* each amendment separately. The current State-Subdivision Agreement and an explanation of the amendments are posted on the Attorney General website: Opioid Settlements (tn.gov).

Based upon subdivision participation forms received on or before August 12, 2024, the subdivision participation rate will be used to determine whether participation is sufficient for the settlement to move forward and whether a state earns its maximum potential payment under the settlement. If the settlement moves forward, your release will become effective. If a settlement does not move forward, that release will not become effective.

Any subdivision that does not participate cannot directly share in the settlement funds, even if the subdivision's state is settling and other participating subdivisions are sharing in settlement funds. Any subdivision that does not participate may also reduce the amount of money for programs to remediate the opioid crisis in its state. Please note, a subdivision will not necessarily directly receive settlement funds by participating; decisions on how settlement funds will be allocated within a state are subject to intrastate agreements or state statutes.

You are encouraged to discuss the terms and benefits of the *New National Opioids Settlement* with your counsel, your Attorney General's Office, and other contacts within your state. Many states are implementing and allocating funds for this new settlement the same as they did for the prior opioids settlements with McKesson, Cardinal, Cencora (formerly AmerisourceBergen), J&J/Janssen, Teva, Allergan, CVS, Walgreens, and Walmart, but states may choose to treat this settlement differently.

Information and documents regarding the *New National Opioids Settlement* and how it is being implemented in your state and how funds will be allocated within your state can be found on the national settlement website at https://nationalopioidsettlement.com/. This website will be supplemented as additional documents are created.

How to return signed forms:

There are three methods for returning the executed *Participation Form* and any supporting documentation to the Implementation Administrator:

(1) *Electronic Signature via DocuSign*: Executing the *Participation Form* electronically through DocuSign will return the signed form to the Implementation Administrator and associate your form with your subdivision's records. Electronic signature is the most efficient method for returning the *Participation Form*, allowing for more timely participation and the potential to meet higher settlement payment thresholds, and is therefore strongly encouraged.

(2) *Manual Signature returned via DocuSign*: DocuSign allows forms to be downloaded, signed manually, then uploaded to DocuSign and returned automatically to the Implementation Administrator. Please be sure to complete all fields. As with electronic signature, returning a manually signed *Participation Form* via DocuSign will associate your signed forms with your subdivision's records.

(3) *Manual Signature returned via electronic mail*: If your subdivision is unable to return an executed *Participation Form* using DocuSign, the signed *Participation Form* may be returned via electronic mail to opioidsparticipation@rubris.com. Please include the name, state, and reference ID of your subdivision in the body of the email and use the subject line "Settlement Participation Form – [Subdivision Name, Subdivision State] – [Reference ID]".

Detailed instructions on how to sign and return the *Participation Form*, including changing the authorized signer, can be found at https://nationalopioidsettlement.com. You may also contact opioidsparticipation@rubris.com.

The sign-on period for subdivisions ends on August 12, 2024.

If you have any questions about executing the *Participation Form*, please contact your counsel, the Implementation Administrator at opioidsparticipation@rubris.com, or Daniel Lynch at the Tennessee Attorney General's Office at Daniel.Lynch@ag.tn.gov.

Thank you,

New National Opioids Settlement Implementation Administrator

The Implementation Administrator is retained to provide the settlement notice required by the New National Opioids Settlement and to manage the collection of the Participation Form.

Subdivision Participation and Release Form

Governmental Entity: La Vergne city		State: TN
Authorized Signatory: Jason Cole		
Address 1: 5093 Murfreesboro Road		
Address 2:		
City, State, Zip: La Vergne	Tennessee	37086
Phone: 615-793-6295		
Email: jcole@lavergnetn.gov		

The governmental entity identified above ("*Governmental Entity*"), in order to obtain and in consideration for the benefits provided to the Governmental Entity pursuant to the Settlement Agreement dated March 22, 2024 ("*Kroger Settlement*"), and acting through the undersigned authorized official, hereby elects to participate in the Kroger Settlement, release all Released Claims against all Released Entities, and agrees as follows.

1. The Governmental Entity is aware of and has reviewed the Kroger Settlement, understands that all terms in this Participation and Release Form have the meanings defined therein, and agrees that by executing this Participation and Release Form, the Governmental Entity elects to participate in the Kroger Settlement and become a Participating Subdivision as provided therein.

2. The Governmental Entity shall promptly, and in any event no later than 14 days after the Reference Date and prior to the filing of the Consent Judgment, dismiss with prejudice any Released Claims that it has filed. With respect to any Released Claims pending in *In re National Prescription Opiate Litigation*, MDL No. 2804, the Governmental Entity authorizes the Plaintiffs' Executive Committee to execute and file on behalf of the Governmental Entity a Stipulation of Dismissal with Prejudice substantially in the form found at *https://nationalopioidsettlement.com/*.

3. The Governmental Entity agrees to the terms of the Kroger Settlement pertaining to Participating Subdivisions as defined therein.

4. By agreeing to the terms of the Kroger Settlement and becoming a Releasor, the Governmental Entity is entitled to the benefits provided therein, including, if applicable, monetary payments beginning after the Effective Date.

5. The Governmental Entity agrees to use any monies it receives through the Kroger Settlement solely for the purposes provided therein.

6. The Governmental Entity submits to the jurisdiction of the court in the Governmental Entity's state where the Consent Judgment is filed for purposes limited to that court's role as provided in, and for resolving disputes to the extent provided in, the Kroger Settlement. The Governmental Entity likewise agrees to arbitrate before the National

DocuSign Envelope ID: 2FB9CA6F-66B1-4234-B47E-F991586AB963

Arbitration Panel as provided in, and for resolving disputes to the extent otherwise provided in, the Kroger Settlement.

7. The Governmental Entity has the right to enforce the Kroger Settlement as provided therein.

8. The Governmental Entity, as a Participating Subdivision, hereby becomes a Releasor for all purposes in the Kroger Settlement, including without limitation all provisions of Section XI (Release), and along with all departments, agencies, divisions, boards, commissions, districts, instrumentalities of any kind and attorneys, and any person in their official capacity elected or appointed to serve any of the foregoing and any agency, person, or other entity claiming by or through any of the foregoing, and any other entity identified in the definition of Releasor, provides for a release to the fullest extent of its authority. As a Releasor, the Governmental Entity hereby absolutely, unconditionally, and irrevocably covenants not to bring, file, or claim, or to cause, assist or permit to be brought, filed, or claimed, or to otherwise seek to establish liability for any Released Claims against any Released Entity in any forum whatsoever. The releases provided for in the Kroger Settlement are intended by the Parties to be broad and shall be interpreted so as to give the Released Entities the broadest possible bar against any liability relating in any way to Released Claims and extend to the full extent of the power of the Governmental Entity to release claims. The Kroger Settlement shall be a complete bar to any Released Claim.

9. The Governmental Entity hereby takes on all rights and obligations of a Participating Subdivision as set forth in the Kroger Settlement.

10. In connection with the releases provided for in the Kroger Settlement, each Governmental Entity expressly waives, releases, and forever discharges any and all provisions, rights, and benefits conferred by any law of any state or territory of the United States or other jurisdiction, or principle of common law, which is similar, comparable, or equivalent to § 1542 of the California Civil Code, which reads:

    > **General Release; extent.** A general release does not extend to claims that the creditor or releasing party does not know or suspect to exist in his or her favor at the time of executing the release that, if known by him or her would have materially affected his or her settlement with the debtor or released party.

    A Releasor may hereafter discover facts other than or different from those which it knows, believes, or assumes to be true with respect to the Released Claims, but each Governmental Entity hereby expressly waives and fully, finally, and forever settles, releases and discharges, upon the Effective Date, any and all Released Claims that may exist as of such date but which Releasors do not know or suspect to exist, whether through ignorance, oversight, error, negligence or through no fault whatsoever, and which, if known, would materially affect the Governmental Entities' decision to participate in the Kroger Settlement.

11. Nothing herein is intended to modify in any way the terms of the Kroger Settlement, to which Governmental Entity hereby agrees. To the extent this Participation and Release Form is interpreted differently from the Kroger Settlement in any respect, the Kroger Settlement controls.

I have all necessary power and authorization to execute this Participation and Release Form on behalf of the Governmental Entity.

Signature: _____

Name: Jason Cole

Title: Mayor

Date: _____

Tennessee State-Subdivision Opioid Abatement Agreement – 2024 Amendments

The Tennessee State-Subdivision Opioid Abatement Agreement, initially amended in 2023 with three amendments, is further amended as follows:

Amendment 4:

Pursuant to Section IV.A, this Agreement shall apply to the following Statewide Opioid Settlement Agreements, should it become effective:

A. Kroger Settlement Agreement

[x] Approve Amendment [ ] Do Not Approve Amendment 4

Amendment 5:

To clarify that when a future settlement adopts the subdivision allocation in Exhibit G from the J&J/Janssen Settlement Agreement or another prior settlement there is no need to make additional adjustments pursuant to Section III.E.2, the following sentence shall apply as if it were added to the end of footnote 5 on page 4 of the agreement:

> Additionally, should a future settlement adopt, as a default provision, the subdivision allocation list in Exhibit G from the J&J/Janssen Settlement Agreement or another prior opioid settlement agreement, then such list of Tennessee subdivisions shall be the default subdivision allocation list for that future settlement, and there is no need to make additional adjustments pursuant to Section III.E.2.

[x] Approve Amendment [ ] Do Not Approve Amendment 5

Note on adoption of amendments:

Amendment 4 shall be effective if approved as set forth in Section IV.B.2 of the Agreement. Amendment 5 shall be effective if approved as set forth in Section VII.D of the Agreement.

La Vergne city, TN
Reference Number: CL-796965

Signature:

Name: Jason Cole

Title: Mayor

Date:

ITEM REPORT
Board of Mayor and Aldermen
Meeting Date: June 27, 2024

Item #: 8.H. Approve Contract with the Regional Transportation Authority for the Provision of Commuter Bus Service between Nashville/Davidson County and the City of La Vergne.

Department: City Administrator

Presented By: Bruce Richardson

Item Attachments: 1. Contract - RTA - FY 2024-25

Summary:

This is the annual contract with the RTA for the bus service that goes through La Vergne between Nashville and Smyrna.

Background Information:

This is the annual contract for La Vergne's share of the costs for the regional bus service through La Vergne. There are no changes from previous years.

Financial Summary:

La Vergne's share of the costs is $9,000. This has been budgeted for FY 2024-2025.

Staff Recommendation:

Staff recommends approval.

WeGo Public Transit

A Service of RTA

430 Myatt Drive
Nashville, TN 37115
WeGoTransit.com
615-862-5969

Randall Hutto, Chair
Mayor Wilson County

Paige Brown, Vice Chair
Mayor City of Gallatin

Edward Cole, Secretary
Governor Appointee
Davidson County

Stephen G. Bland
Chief Executive Officer

Andy Burke
Chief Operating Officer

Renuka Christoph
Chief Communications Officer

Vince Malone
Chief of Staff & Administration

Nick Oldham
Chief Safety & Security Officer

Edward W. Oliphant
Chief Financial Officer

Trey Walker
Chief Development Officer

March 1, 2024

Mayor Cole —

RTA's primary goal is to reduce the amount of weekday traffic along heavily populated Middle TN corridors. In doing so, this can benefit the local population with improvements in the air quality. Because of your continuing support of the Regional Transportation Services (RTA) in Middle Tennessee, we can continue growing our transportation services that will help us make a difference long term.

That being said, the time has come to renew the annual Commuter Bus Service contract for the ***86X Smyrna-LaVergne Express*** service for FY25 (July 1, 2024 to June 30, 2025).

I have attached the following documents for your review:

- Cover letter
- The proposed FY25 service contract
- The proposed FY25 service budget
- The invoice for your FY25 subsidy support of $9,000
- The route schedule with map
- The invoice for your FY25 dues of $3,872

Once you have approved the bus service contract, please sign and return it to me by email. An electronic copy of the fully executed contract will be returned to you by email once our CEO signs it.

Feel free to contact me if you have any questions.

Regards,

Jeff Burysek | RTA Grants & Special Projects Administrator
WeGo Public Transit | RTA of Middle Tennessee
430 Myatt Drive | Nashville, TN | 37115
Tel: 615-862-8869 | Fax: 615-862-4127
jeffery.burysek@nashville.gov

CONTRACT NO. 2011203-C
BETWEEN
REGIONAL TRANSPORTATION AUTHORITY
AND
CITY OF LAVERGNE

This Contract, entered into on the 1st Day of July, 2024, by and between the Regional Transportation Authority, located at 430 Myatt Drive, Nashville TN 37115, (hereinafter "RTA"), and the City of LaVergne, located at 5093 Murfreesboro Road, LaVergne, TN 37086, (hereinafter "the City"). This contract is for the provision of Commuter Bus Service (hereinafter "Service(s)") between Nashville/Davidson County and the City of LaVergne.

The RTA was established pursuant to statutory law enacted by the Tennessee General Assembly, T.C.A. 64-8-101 et seq.

A. SCOPE OF SERVICES

The RTA shall provide Service between Nashville/Davidson County, and City of LaVergne, Tennessee. The City shall have no obligation for Services rendered by the RTA which are not performed within the specified period or between the specified route terminus.

B. TERM

The Contract term start date shall be July 1, 2024; the Contract end date shall be June 30, 2025.

C. PAYMENT

In consideration for RTA's provision of Services, the City shall provide RTA the amount of seventeen thousand eight hundred four dollars ($17,804.00 service total less $8,804.00 from reserves equals $9,000.00 payment due).

The RTA shall invoice the City for its route subsidy share as stated above and shown in Attachments 1 & 2. RTA will send the City a lump sum invoice in the amount of $9,000.00 to be paid directly to RTA. The amount represents the full amount owed to RTA by the City.

The City shall send payment to RTA, 430 Myatt Drive, Nashville, TN 37115, ATTN: Accounting Department.

D. STANDARD TERMS AND CONDITIONS

1. Neither RTA nor the City are bound by this Contract until it is executed by the parties.
2. This Contract may be modified only by a written amendment executed by all parties hereto.
3. The RTA may terminate this Contract and the Service obligations if adequate Grant Funds are not available to continue the Service. In the event of termination, the City shall receive a share of any of their route subsidy that remains. The reimbursement will be determined by dividing the $17,804.00 by 12 and multiplying that amount by the number of months the City did not receive Service.
4. The RTA warrants that no person shall be excluded from participation in, be denied benefits of, or be otherwise subjected to discrimination in the performance of this Contract or in the employment practices of the RTA on the grounds of handicap and/or disability, age, race, color, religion, sex, national origin, or any other classification protected by Federal, Tennessee State constitutional, or statutory law. The RTA shall, upon request, show proof of such nondiscrimination and shall post in conspicuous places, available to all employees and applicants, notices of nondiscrimination.
5. The RTA warrants that no part of the Contract amount shall be paid directly or indirectly to an employee or official of City as wages, compensation, or gifts in exchange for acting as an officer, agent, employee, or consultant to the RTA in connection with any work contemplated or performed relative to this Contract.
6. This Contract shall be governed by and construed in accordance with the laws of the State of Tennessee.
7. As part of the RTA yearly audit, a full audit of this project will be conducted by an outside auditing firm and made available to the City. All financial records will be consistent with internal accounting procedures.

IN WITNESS WHEREOF, as of the date written above, the parties have caused this Contract to be signed by their duly authorized representatives.

Regional Transportation Authority	City of LaVergne
_____	_____
Stephen G. Bland, CEO	
_____	_____
Date	Date

WeGo Public Transit

Smyrna Express (86X) Commuter Bus Srvc Budget

FY2024 Budget with Comparative FY2025 Forecast Budget

	FY2024	FY2025
Days of Service [365 days - 104 days in weekends - 7 weekday holidays]	253	254
Number of Daily Trips	7	7
Ridership (estimate)	7,315	10,121
Operating Hours per Day (including deadhead)	13.38	13.38
Cost per hour of Service	$120.49	$127.00
TOTAL Daily Cost of Service	$1,612	$1,699
Cost of Service		
Cost of Runs [hrs/day X Cost/hr X 254 days]	407,876	431,612
Board-Initiated Bus RESERVE	16,639	(32,107)
Total Costs	424,515	399,505
Estimated Revenues		
Estimated Cash Fares/Pass Sales	17,802	29,474
	0	0
CARES ACT Funding to "Keep Service Whole"	145,051	0
ADD: **RTA §5307 Operating Funding**		
Federal (50%)		
Local Match (50%)		
ADD: **CMAQ Funding**		
Federal	159,265	261,390
TDOT Match on CMAQ	19,908	32,674
TDOT Operating Subsidy	35,900	36,860
Total Estimated Revenues	377,926	360,398
*Estimated **Net** Cost*	46,589	39,107
Regional Subsidies *		
Town of Smyrna	7,488	0
City of LaVergne	9,000	9,000
Rutherford County	12,305	12,305
Davidson County	17,796	17,802
** includes funds contributed to RESERVE*		
Total Partner Contributions	46,589	39,107
Balance	0	0

H:\Grants Activity\1-RTA\4-R&R Subsidy Partner Contracts\2024 - 2025 Bus Partner Contracts\2-FY25 Budgets\[FY2025 Consol R&R Bdgts.xlsx]~ 95X

WeGo Public Transit

INVOICE
FY25-LAVGN
07/01/24

TO: CITY OF LAVERGNE
5093 MURFREESBORO ROAD
LAVERGNE, TN 37086
ATTN: JASON COLE, MAYOR

FROM: Regional Transportation Authority
430 Myatt Drive
Nashville, TN 37115
615-862-5969

Description of Charges		AMOUNT
07/01/24	ANNUAL PARTNER SUBSIDY FOR COMMUTER BUS SERVICES FOR ROUTE 86X-SMYRNA/LAVERGNE FOR THE PERIOD JULY 1, 2024 THRU JUNE 30, 2025	$17,804.00
	(RESERVES APPLIED):	($8,804.00)
	QUESTIONS REGARDING THIS INVOICE PLEASE CONTACT Jeff Burysek @ jeffery.burysek@nashville.gov	
Please send remittance to REGIONAL TRANSPORTATION AUTHORITY	TOTAL	$9,000.00

Weekdays to Nashville

Stars and Strikes	Rebecca Way	Central
4	3	1
5:50	5:55	6:45
6:15	6:20	7:15
6:45	6:50	7:45

Bold times denote p.m. hours.

Weekdays from Nashville

Central **Bay 2**	Greyhound Bus Station	Sunset Street	Stars and Strikes
1	2	3	4
3:25	**3:36**	**4:24**	**4:30**
3:55	**4:08**	**5:00**	**5:06**
4:25	**4:39**	**5:32**	**5:38**
4:55	**5:09**	**6:02**	**6:08**

The bus may leave this stop early.

No service Saturdays, Sundays or holidays.

Title VI

Title VI of the Civil Rights Act of 1964 states that "No Person in the United States shall, on the ground of race, color, or national origin, be excluded from participation in, be denied the benefits of, or be subjected to discrimination under any program or activity receiving Federal financial assistance." For more information on Title VI, visit WeGoTransit.com.

ADA

WeGo Public Transit makes reasonable accommodations in order for individuals with disabilities to fully use transit services. All requests should be made in advance by filling out and submitting a Reasonable Accommodation Request form. For more information on Reasonable Accommodations, visit WeGoTransit.com.

Regional Fares

1-Ride Regional Bus $4.25

1-Ride Regional Bus Discounted* ...$2.00

20-Ride Regional Bus $73.50

Star Shuttles (Routes 64 & 93) ...Free

Active military and veterans ride free with military ID. Children age 4 and younger ride free.
*Youth, seniors, persons with disabilities, and Medicare cardholders may be eligible for discounted fares and passes. Apply at WeGo Central.

QuickTicket is WeGo's fare payment system, available as a reloadable card or the QuickTicket by WeGo app. Exact cash is also accepted on the bus. However, no change, charge cards, transfers, or on-bus passes will be given.

For more information on QuickTicket, visit QuickTicketTN.com

For More Information

Customer Care
615-862-5950
6:30 a.m. to 8:00 p.m. – Monday-Friday
8:00 a.m. to 5:00 p.m. – Saturday
10:30 a.m. to 2:30 p.m. – Sunday

Elizabeth Duff Transit Center at WeGo Central
400 Dr. Martin L. King Jr. Blvd.
4:45 a.m. to 1:15 a.m. – Monday-Saturday
5:45 a.m. to 11:15 p.m. – Sundays and holidays

Administrative Offices
615-862-5969
430 Myatt Drive
8:00 a.m. to 4:30 p.m. – Monday-Friday
Closed weekends and holidays

Stay Connected

WeGoTransit
@WeGoTransit
@WeGoTransit
WeGoTransit.com
WeGoTransit.com/ride/alerts
customer.comments@nashville.gov

86 Smyrna/La Vergne

WeGo Public Transit

October 1, 2023

86
Smyrna/ La Vergne

RTA MEMBERSHIP DUES INVOICE

07/01/2024 – 06/30/2025

Accounts Payable
City of LaVergne
5093 Murfreesboro Road
LaVergne, TN 37086

DUES	**$3,872.00**

TOTAL DUE BY SEPTEMBER 1, 2024

Payable to: **Regional Transportation Authority (RTA)**
430 Myatt Drive Nashville, TN 37115

Thank you so much for your support of the RTA. This invoice is for your Annual Membership Dues. Dues are calculated at a rate of $0.10 per capita or $500.00, whichever is greater. This is based on the population figures of the latest certified population of Tennessee incorporated municipalities and certified population of Tennessee counties as reported by the Department of Economic and Community Development on June 6, 2022. Please contact Jeff Burysek at (615) 862-8869 or jeffery.burysek@nashville.gov should you have any questions.

ITEM REPORT
Board of Mayor and Aldermen
Meeting Date: June 27, 2024

Item #: 8.I. Approve Amendment #2 to the Agreement for Engineering Services with CTI Engineers, Inc. for the Waldron Road Sewer Assessment Zone Project.

Department: Engineering

Presented By: Gary Lide, Kyle Brown

Item Attachments: 1. Amendment #2

Summary:

This is an amendment to the agreement for engineering services that the city has with CTI Engineers for the Waldron Road Sewer Assessment Zone Project.

Background Information:

The original agreement with CTI was approved by the Board of Mayor and Aldermen in August 2021. This project consists of providing engineering services to provide for the future growth in the drainage basin along South Waldron Road near the intersection of Blair Road. This project will determine the proper pump station sizing, wet well capacity, interceptor and force main routes and sizing. This project also forms the basis for an assessment zone to pay for these sewer improvements for the future developments in that will be in that area. A memo from John Gahring is attached that explains the needed changes.

Financial Summary:

This amendment proposes an additional $33,900 for design phase services and $7,500 for their cost-plus services for permitting for a total of an additional $41,400.

Staff Recommendation:

Staff recommends approval.

CTIENGINEERS

3354 Perimeter Hill Drive
Suite 140
Nashville, TN 37211
615-834-8300
www.ctiengr.com

VIA E-MAIL

June 24, 2024

Mr. Bruce Richardson
City Administrator
City of La Vergne, Tennessee
5093 Murfreesboro Road
La Vergne, TN 37086

Subject: City of La Vergne, Tennessee
Waldron Road Sewer Assessment Zone
CTI Project N21003

Dear Mr. Richardson:

Recent changes to the peaking factors used to develop the peak capacity flows for the subject project as the result of the recent growth in development within the city. This growth has necessitated the study of smaller collector sewers and has indicated peaking factors less than those recommended by the Tennessee Department of Environment and Conservation. Additionally, changes to the off-site sewer will require corrections to the construction drawings.

At these lesser peaking factors, a reduction in the size and construction type of the lift station has the potential of reducing the total construction cost for this project.

However, the redesign and preparation of construction documents will require additional design and permitting fees.

Enclosed for consideration by the City of La Vergne is a signed copy of our proposed Amendment No. 2 to our Agreement for Engineering Services. The amendment proposes an additional $33,900.00 for our Design Phase Services; $7,500.00 to our cost-plus services for permitting; for a total of an additional $41,400.00 to the total fee.

M:CTI/N21003/Correspondence/Letters/Bruce Richardson - Amendment 2 06242024

If this amendment is acceptable to the City of La Vergne, please sign and date. Please return a copy for my files.

If you have any comments or questions, please do not hesitate to call.

Sincerely,

John W. Gahring, Jr., PE, BCEE

Enclosures

c: Mr. Kyle Brown, PE, Assistant City Administrator
Mr. Michael Dietz, Public Works Director
Mr. Gary Lide, PE, City Engineer
Mr. Scott Tatalovich, Utility Engineer

M:CTI/N21003/Correspondence/Letters/Bruce Richardson - Amendment 2 06242024

AMENDMENT NO. 2
AGREEMENT FOR ENGINEERING SERVICES

WHEREAS, the City of La Vergne, Tennessee (CLIENT) and Consolidated Technologies, Inc., dba CTI Engineers, Inc. (CTI) entered into an Agreement dated August 7, 2021, and amended July 10, 2023, to perform certain professional services in connection with the Waldron Road Sewer Assessment Zone (hereinafter referred to as the project); and

WHEREAS, subconsultant services have required professional engineering services beyond the amount anticipated in the original Agreement; and

WHEREAS, The CLIENT and CTI recognize the need to provide fees for Additional Services Requiring Authorization in Advance.

NOW, THEREFORE, CLIENT and CTI do hereby agree as follows:

1) The Schedule of Fees included in the amended agreement shall be amended to include the following amended Schedule of Fees:
2)

Service	Fee Basis	Amendment 1 Fee	Amendment 2 Fee
Design Phase Services	Lump Sum	$ 212,750	$ 246,650
Bidding Phase Services	Lump Sum	7,500	7,500
Construction Phase Services	Lump Sum	73,200	73,200
Surveys, Permits, and Easements	Cost Plus	60,000	67,500
Developer Coordination	Cost Plus	15,000	15,000
Assessment Zone Recommendations	Cost Plus	7,500	$7,500
TOTAL FEE		$375,950	$417,350

3) All other portions of the original Agreement shall remain in force.

IN WITNESS WHEREOF, both parties have caused this Amendment No. 2 to be executed by their duly authorized representatives.

ACCEPTED BY CLIENT:
CITY OF LA VERGNE, TENNESSEE

By _____

Name Jason Cole

Title Mayor

Date _____

ACCEPTED BY CTI:
CONSOLIDATED TECHNOLOGIES, INC.
dba CTI ENGINEERS, INC.

By _____

Name John Gahring, PE

Title Vice President

Date 6/24/24

M:CTI/N21003/Agreement/Amendment No. 2 06242024

ITEM REPORT
Board of Mayor and Aldermen
Meeting Date: June 27, 2024

Item #: 9. First Reading - **Ordinance #2024-12** - An Ordinance Adopting and Enacting a Codification and Revision of the Ordinances of the City of La Vergne, Tennessee; Providing for the Repeal of Certain Ordinances not Included Therein; Providing a Penalty for the Violation Thereof; Providing for the Manner of Amending such Code; and Providing When such Code and this Ordinance Shall Become Effective.

Department: City Administrator

Presented By: Bruce Richardson

Item Attachments: 1. Ordinance #2024-12

Summary:

This is an ordinance that will adopt and put in place the new City of La Vergne Municipal Code that has been published online by CivicPlus / Municode.

Background Information:

In the FY 2023-2024 budget, funds were approved to allow the city to use CivicPlus / Municode for the publication and hosting of the La Vergne Municipal Code. The new municipal code is now online and ready to be adopted. This ordinance adopts and enacts the municipal code, provides penalties for the violation of the municipal code, provides for the manner of amending the code and provides when the code becomes effective.

Financial Summary:

N/A

Staff Recommendation:

Staff recommends approval.

ORDINANCE #2024-12

AN ORDINANCE ADOPTING AND ENACTING A CODIFICATION AND REVISION OF THE ORDINANCES OF THE CITY OF LA VERGNE, TENNESSEE; PROVIDING FOR THE REPEAL OF CERTAIN ORDINANCES NOT INCLUDED THEREIN; PROVIDING A PENALTY FOR THE VIOLATION THEREOF; PROVIDING FOR THE MANNER OF AMENDING SUCH CODE; AND PROVIDING WHEN SUCH CODE AND THIS ORDINANCE SHALL BECOME EFFECTIVE.

BE IT ORDAINED by the Board of Mayor and Aldermen of the City of La Vergne, Tennessee that:

SECTION 1. The Code entitled La Vergne Municipal Code (the, "Code"), published by CivicPlus, consisting of Chapters 1 through 20, each inclusive, is adopted.

SECTION 2. All ordinances of a general and permanent nature enacted on or before the Effective Date, and not included in the Code or recognized and continued in force by reference therein, are repealed.

SECTION 3. The repeal provided for in Section 2 hereof shall not be construed to revive any ordinance or part thereof that has been repealed by a subsequent ordinance that is repealed by this ordinance.

SECTION 4. The repeal provided for in Section 2 of this ordinance shall not affect: Any offense or act committed or done, or any penalty or forfeiture incurred, or any contract or right established or accruing before the Effective Date; any ordinance or resolution promising or requiring the payment of money by or to the city or authorizing the issuance of any bonds or other evidence of said city's indebtedness; any appropriation ordinance or ordinance providing for the levy of taxes or any budget ordinance; any contract or obligation assumed by or in favor of said city; any ordinance establishing a social security system or providing coverage under that system; any administrative ordinances or resolutions not in conflict or inconsistent with the provisions of the Code; the portion of any ordinance not in conflict with the Code which regulates speed, direction of travel, passing, stopping, yielding, standing, or parking on any specifically named public street or way; any right or franchise granted by the city; any ordinance dedicating, naming, establishing, locating, relocating, opening, paving, widening, vacating, etc., any street or public way; any ordinance establishing and prescribing the grade of any street; any ordinance providing for local improvements and special assessments therefor; any ordinance dedicating or accepting any plat or subdivision; any prosecution, suit, or other proceeding pending or any judgment rendered on or prior to

the Effective Date of the Code; any zoning ordinance or amendment thereto or amendment to the zoning map; nor shall such repeal affect any ordinance annexing territory to the city.

SECTION 5. Unless another penalty is expressly provided, every person convicted of a violation of any provision of the Code or any ordinance, rule or regulation adopted or issued in pursuance thereof shall be punished by a fine not exceeding $50.00, except that a higher amount may be imposed where permitted by state law. Each act of violation and each day upon which any such violation shall occur shall constitute a separate offense. The penalty provided by this section, unless another penalty is expressly provided, shall apply to the amendment of any Code section, whether or not such penalty is reenacted in the amendatory ordinance. In addition to the penalty prescribed above, the city may pursue other remedies such as abatement of nuisances, injunctive relief and revocation of licenses or permits.

SECTION 6. Additions or amendments to the Code when passed in such form as to indicate the intention of the board of mayor and aldermen to make the same a part of the Code shall be deemed to be incorporated in the Code, so that reference to the Code includes the additions and amendments.

SECTION 7. Ordinances adopted after the Effective Date, that amend or refer to ordinances that have been codified in the Code shall be construed as if they amend or refer to like provisions of the Code.

SECTION 8. Insofar as the provisions of the Code are the same as those of ordinances existing and in force on its Effective Date, said provisions shall be considered to be continuations thereof and not as new enactments.

SECTION 9. Each section, subsection, paragraph, sentence, and clause of the Code, including the codes and ordinances adopted by reference, is hereby declared to be separable and severable. The invalidity of any section, subsection, paragraph, sentence, or clause in the Code shall not affect the validity of any other portion of the Code, and only any portion declared to be invalid by a court of competent jurisdiction shall be deleted therefrom.

SECTION 10. Where any provision of the Code is in conflict with any other provision in the Code, the provision which establishes the higher standard for the promotion and protection of the public health, safety, and welfare shall prevail.

SECTION 11. **BE IT FURTHER ORDAINED** by the board of mayor and aldermen that this ordinance shall become effective after its final passage (the,

"Effective Date"), in accordance with the Charter of the City of La Vergne, the public welfare requiring it.

LEGAL STATUS PROVISIONS

Approved by the Mayor and Board of Aldermen: _____
1st Reading

_____ _____
Jason Cole, Mayor 2nd Reading

ATTEST:

_____
Bruce E. Richardson, City Recorder

Published in the Murfreesboro Post on _____.

ITEM REPORT
Board of Mayor and Aldermen
Meeting Date: June 27, 2024

Item #: 10. **Resolution #2024-18** - A Resolution of the City of La Vergne Board of Mayor and Aldermen to Declare Property Owned by the City to be Surplus to the City's Needs and Directing Disposal of the Same.

Department: City Administrator

Presented By: Bruce Richardson

Item Attachments: 1. Resolution #2024-18

Summary:

This is a resolution to declare property as surplus property and to declare disposal of the same.

Background Information:

In this resolution, we have two vehicles from the Police Department that have been seized and awarded to the city to be disposed of.

The Police Department also has 101 weapons that have been awarded to the City. A list of these weapons is attached. The City typically trades seized weapons for new weapons, accessories or ammunition for the department. We cannot auction the weapons on GovDeals because we can only sell or trade them to a licensed firearms dealer.

We also have a scrap metal bin at the Public Works building that needs to be sold for scrap.

Financial Summary:

It is unknown at this time how much revenue the City will receive for the vehicles and scrap metal. It is also unknown how much the city will receive in store credit from the trade of the weapons.

Staff Recommendation:

Staff recommends approval.

RESOLUTION #2024-18

A RESOLUTION OF THE CITY OF LA VERGNE BOARD OF MAYOR AND ALDERMEN TO DECLARE PROPERTY OWNED BY THE CITY TO BE SURPLUS TO THE CITY'S NEEDS AND DIRECTING DISPOSAL OF THE SAME.

WHEREAS, the City of La Vergne has identified various items of city-owned property as being surplus to the needs of the city and has determined it to be in the public interest to offer them for sale or destruction.

NOW, THEREFORE, BE IT RESOLVED BY THE LA VERGNE BOARD OF MAYOR AND ALDERMEN, AS FOLLOWS:

Section 1. Property declared surplus to the needs of the city government. The following described property is hereby declared to be of low value and surplus to the needs of the city.

Item	Description	VIN / Serial Number
Police Department		
1998 Honda Accord	Dark Green 4-door Sedan; 269,094 miles; 2.0L, 4 cyl engine; automatic transmission; Starts and runs with a boost; Driver door panel has crack; Windshield is cracked, left rear quarter panel dent, paint is faded; Seized vehicle for drugs. Awarded to the city for disposition.	1HGCG5659WA044236
2004 Ford Explorer Sport Trac	Forest Green 4-door SUV/Truck; 251,560 miles; 4.0L V-6 Engine; automatic transmission; Starts and runs with a boost; Door seals are torn, headliner is torn, rear part of console is missing; Cracked windows, scratches and dings, paint is faded, gas door is broken (replacement in bed), right rear wheel well is cracked, power windows not working, windshield is cracked, sun roof is taped up. Seized vehicle for drugs. Awarded to city for disposition.	1FMZU67K14UA98357

Section 2. City Administrator directed to dispose of surplus property. In compliance with Section 11.05 of the City of La Vergne Purchasing Policy (Ordinance #2023-01), the City is hereby directed to conduct a public auction for the sale of the surplus items enumerated in Section 1 of this Resolution. If said auction does not result in an acceptable bid, the City Administrator is authorized to sell any unsold items of surplus property for scrap, or at his option, have the items disposed of as solid waste.

Section 3. Property declared surplus to the needs of the city government. The following described property is hereby declared to be of low value and surplus to the needs of the city.

Item	Description	VIN / Serial Number
Police Department		
1 Lot of Seized Weapons	Seized and awarded weapons. (See attached list.)	N/A

Section 4. City Administrator directed to dispose of surplus property. In compliance with Section 11.05 of the City of La Vergne Purchasing Policy (Ordinance #2023-01), the City Administrator is hereby authorized to allow the items enumerated in Section 3 of this Resolution to be traded to a licensed gun dealer as a credit toward a future purchase of weapons and/or accessories needed by the Police Department.

Section 5. Property declared surplus to the needs of the city government. The following described property is hereby declared to be of low value and surplus to the needs of the city.

Item	Description	VIN / Serial Number
Public Works		
Scrap Metal	Contents of metal dumpster used to collect miscellaneous scrap metal found on the sides or roads as well as old signs and posts.	N/A

Section 6. City Administrator directed to dispose of surplus property. In compliance with Section 11.05 of the City of La Vergne Purchasing Policy (Ordinance #2023-01), the City Administrator is hereby authorized to allow the items enumerated in Section 5 of this Resolution to be sold for scrap.

Section 7. Effective Date. This Resolution take effect immediately after its passage, the welfare of the City requiring it.

Resolved this the 2nd day of July, 2024.

CITY OF LA VERGNE, TENNESSEE

_____
Jason Cole, Mayor

ATTEST:

_____
Bruce E. Richardson, City Recorder

CITY OF LA VERGNE
SURPLUS PROPERTY - VEHICLE FORM

If you have any vehicles that are no longer needed in your department and you wish to sell them as surplus property, please use this form. Please return this form and pictures of all four sides and the interior to both the Purchasing Agent and the City Administrator to have the item(s) placed on the city council agenda for approval. **Please complete all sections.**

Vehicle Description:

Year: 1998	Manufacturer: Honda	Make: Accord	Model: Sedan
VIN: 1HGCG5659WA044236		Mileage: 269,094	
Vehicle: ☐ Starts ■ Starts with a boost and ■ Runs ☐ Does Not Run ☐ Parts Only			
Engine Size: 2.0 Liter, V-4 ■ Gasoline ☐ Diesel		Condition: ☐ Runs ☐ Needs Repair ☐ Unknown	
Transmission: ■ Automatic ☐ Manual		Condition: ☐ Operable ☐ Needs Repair ☐ Unknown	
Color:	Exterior: Dark Green	Interior: Gray	

Interior Details:

Seat Material:	■ Cloth ☐ Leather ☐ Vinyl	AC Condition:	■ AC ☐ No AC ☐ Cold ■ Unknown
Minor Damage:	driver door panel has crack		
Major Damage:			
Power:	■ Windows ☐ Door Locks ☐ Steering ☐ Seats		
Miscellaneous:	☐ Cruise Control ☐ Tilt Steering ☐ Remote Mirrors		
Radio:	Brand: Factory ☐ AM ■ AM/FM ☐ Cassette ■ CD		

Exterior Details:

Windows:	☐ No Cracked Glass ■ Cracked	Body Damage:	■ Dents ■ Scratches ■ Dings
Minor Damage:	cracked windshield		
Major Damage:	left rear quarter panel dent, paint fading		
Tire Condition:	☐ Good Tread ■ Low Tread	Flat or Low Tires:	☐ Yes ■ No How Many?
Emergency Equipment:	■ None ☐ Removed ☐ Holes in exterior ☐ No holes		
Decals:	■ None ☐ Sprayed ☐ Removed ☐ Impressions remain ☐ No impressions		

Sale Information:

Fair Market Value: $2000.00	Title Restriction: ☐ Yes ■ No	
Seizure: ■ Yes ☐ No	If yes, Seizure Date: 1/30/24	If yes, Drug Seizure? ■ Yes ☐ No
Location of Vehicle: LaVergne Police Department	Suggested Minimum Sale Price: 900.00	
For more information, contact: Sebastian Krauss 615-971-4063		

Department Information:

Your Name:	Department:
Signature:	Date:

I.T. Department Use Only:

Inventory ID: _____ Asset Number: _____

Approved by Resolution #_____ Date: _____

Disposition of Property: ☐ Online Auction ☐ Sold for Scrap ☐ Disposed as Solid Waste

Listed for Online Auction on: _____ Date Sold: _____ Winning Bid Price: $_____

GOODYEAR

U-HAUL
RIGHT EQUIPMENT / LOWEST COST
Our Low Decks
Make Your Move
EASIER!

HONDA

mph
km/h
TRIP A 302.9
269094
SELE
RESE

HONDA

HONDA

WARNING

CITY OF LA VERGNE
SURPLUS PROPERTY - VEHICLE FORM

If you have any vehicles that are no longer needed in your department and you wish to sell them as surplus property, please use this form. Please return this form and pictures of all four sides and the interior to both the Purchasing Agent and the City Administrator to have the item(s) placed on the city council agenda for approval. **Please complete all sections.**

Vehicle Description:

Year:2004	Manufacturer:Ford	Make:Ford	Model:Sport Trac
VIN:1FMZU67K14UA98357		Mileage:251,560	
Vehicle: ☐ Starts ■ Starts with a boost and ■ Runs ☐ Does Not Run ☐ Parts Only			
Engine Size:4.0 Liter, V-6 ■ Gasoline ☐ Diesel		Condition: ■ Runs ☐ Needs Repair ☐ Unknown	
Transmission: ■ Automatic ☐ Manual		Condition: ■ Operable ☐ Needs Repair ☐ Unknown	
Color:	Exterior:Forest Green	Interior:Tan	

Interior Details:

Seat Material:	☐ Cloth ■ Leather ☐ Vinyl	AC Condition:	■ AC ☐ No AC ☐ Cold ■ Unknown
Minor Damage:	seats are torn, headliner is torn, rear part of center console missing		
Major Damage:			
Power:	■ Windows ☐ Door Locks ☐ Steering ☐ Seats		
Miscellaneous:	■ Cruise Control ☐ Tilt Steering ☐ Remote Mirrors		
Radio:	Brand: Sony ☐ AM ■ AM/FM ☐ Cassette ■ CD		

Exterior Details:

Windows:	☐ No Cracked Glass ■ Cracked	Body Damage:	☐ Dents ■ Scratches ■ Dings
Minor Damage:	paint fading, gas door broken (replacement in bed), right rear wheel well is cracked, power windows not working		
Major Damage:	cracked windshield, sun roof is taped up		
Tire Condition:	■ Good Tread ☐ Low Tread	Flat or Low Tires:	■ Yes ☐ No How Many? 1
Emergency Equipment:	■ None ☐ Removed ☐ Holes in exterior ☐ No holes		
Decals:	■ None ☐ Sprayed ☐ Removed ☐ Impressions remain ☐ No impressions		

Sale Information:

Fair Market Value: $3500.00	Title Restriction: ☐ Yes ■ No	
Seizure: ■ Yes ☐ No	If yes, Seizure Date:	If yes, Drug Seizure? ☐ Yes ■ No
Location of Vehicle:	Suggested Minimum Sale Price:1500.00	
For more information, contact:Sebastian Krauss 615-971-4063		

Department Information:

Your Name:	Department:
Signature:	Date:

I.T. Department Use Only:

Inventory ID: _____ Asset Number: _____

Approved by Resolution #_____ Date: _____

Disposition of Property: ☐ Online Auction ☐ Sold for Scrap ☐ Disposed as Solid Waste

Listed for Online Auction on: _____ Date Sold: _____ Winning Bid Price: $_____

MFD. BY FORD MOTOR CO. IN U.S.A.
DATE: 12/03
FRONT GAWR: 2710LB
1229KG
P235/70R16
16X7.0J
AT 220 kPa/32
GVWR: 5660LB/2567KG
REAR GAWR: 3200LB
1451KG
P235/70R16
16X7.0J
AT 240 kPa/35
WITH TIRES RIMS PSI COLD
WITH TIRES RIMS PSI COLD
THIS VEHICLE CONFORMS TO ALL APPLICABLE FEDERAL MOTOR VEHICLE SAFETY AND THEFT PREVENTION STANDARDS IN EFFECT ON THE DATE OF MANUFACTURE SHOWN ABOVE.
VIN: 1FMZU67K14UA98357
TYPE: TRUCK
F0035
T0207
EXT PNT: P5
WB BBK INT TR TP/PS R AXLE TR DSO
126 4 SW 1 D2 D 14 SPR
120031232223 UTC
2U5A15204772AA

EXPLORER
Ford

U-HAUL

4.0L
SOHC
VEHICLE EMISSION CONTROL INFORMATION
R-134A
CATALYST

251560
0.0

SONY
DN
UP
PUSH TO VENT

WARNING
AIRBAG ALERT

Case #	Item#	Make	Model	Caliber	Serial #	Notes
11-024595	1	CHARTER ARMS	UNDERCOVER 38 SPCL	38	716893	REVOLVER
12-002980	1	SMITH & WESSON	357 MAGNUM	357	CBY1885	REVOLVER
12-014130	2	ROSSI	.38 SPECIAL	38	W121179	REVOLVER
13-003752	2	RAVEN ARMS	MP-25	0.25	999537	W/MAGAZINE
13-019357	1	LORCIN	L380	0.38	437109	W/MAGAZINE
13-023580	1	CENTURY ARMS	PA63	9MM	L009714	W/MAGAZINE
14-011213		HI-POINT	C9	9	P1715912	W/MAGAZINE
14-011957		BROWNING LEVER ACTION RIFLE	BL-22	0.22	02090PX126	
14-012560	1	ROHM	RG10	22	851022	REVOLVER
14-012896		SMITH & WESSON	SW40VE	40	RAW7659	W/2 MAGAZINES
16-018387		RUGER 10 CARBINE	22	22	239-40464	
16-035330		TAURUS	MILLENIUM	40	SDN51832	W/ MAGAZINE
17-032646	5	#5-RUGER	LCP	380	378-38113	W/MAGAZINE
17-032646	11	#11-S&W	SD40VE	40	HFR9934	EXTENDED MAG
17-032646	30	#30-JENNINGS FIREARMS	J-22	22	011196	W/MAGAZINE
17-032646	33	#33-PALMETTO	PA-15	9	LW125428	MULTI RIFLE
17-032646	34	#34-FNH CAL 5.7X28 HANDGUN		5.7X28	386156058	HANDGUN
17-032646	35	#35-SIG SAUER	P250		EAK152871	P250 HANDGUN
17-032646	36	#36-RPB INDUSTRIES INGRAM	M-11	9mm	A1709	FULL AUTO
17-032646	44	#44-GLOCK	19	9	BFEZ849	3 REG MAGS & 1 EXTENDED MAG
18-010385	1	RUGER	P95DC	9	312-33029	BIOHAZARD 1MAG
18-015412		CENTURY ARMS AK 47	PAP	762	M92PV071402	W/ MAGAZINE
18-016643	1	RG INDUSTRIES	RG31	38	Q155846	REVOLVER
18-027020	1	BERETTA	NANO	9	NUO61373	NO MAG
18-040496	2	SMITH & WESSON	SD40VE	40	FXM7531	1 EXT MAG/1 REG MAG
19-007025	25	GLOCK	23	40	HEV987	W/MAGAZINE
19-007025	27	GLOCK	21	45	TLG467	W/ EXT MAGAZINE
19-009651		KELTEC	P32	32	31270	W/ MAGAZINE
19-027346		Taurus	MILLENIUM G2	9	TJM58437	Taurus 9mm W/ MAG
19-036045		SPRINGFIELD FIREARMS PISTOL	XD-9	9	S3615181	Semi Automatic Pistol W/ MAG
19-039075		HI-POINT RIFLE	4595	45		OBLITERATED SERIAL NUMBER
19-039487	1	SMITH & WESSON	M&P 9 SHIELD	9	LDK1861	W/MAGAZINE
20-003957	2	MOSSBERG INT.	MARLBORO	22	ELL3601078	magazine in separate bag
20-003957	1	KELTEC	EQL39	9MM	FQL39	NO MAGAZINE
20-014622		DEL-TON DTI-15		556	DTI-S199688	
20-014622		BLACK GLOCK 27	27	40	BNAN600	
20-014883	7	#7-RAVEN ARMS CO.	MP-25	25	1541735	CAL; SN: 1541735
20-021999	3	ANDERSON MANUFACTURING	AM-15	MULTI-CAL	18271599	W/MAG
20-026187		SEARS ROEBUCK & CO	MODEL 100 30-30	30	V78752	
20-028427		8.5" Deerhunter Pro-200055 AR-15		556	20005	
20-029132	6	GLOCK	42	380	AETH272	W/ 4 MAGS
20-029132	7	GLOCK CASE				W/ BORE CLEANER & WIRED GUN LOCK
20-030511		Gray Glock 26 Semi	26	G26	BENF250	w/magazine

20-031647		Smith & Wesson	SD 40	40	FBK8053	SER# FBK8053
20-032291		SAVAGE ARMS CORP.	24S-E	20	NONE	DOUBLE BARREL SHOTGUN (22 LR, 20 GA)
21-002627		TAURUS	PT111 G2	9	TIU57144	W/ MAG
21-002627		SMITH & WESSON	M&P SHIELD	40	HTM1214	W/ MAGAZINE
21-004633	1	BLACK DRAGO AK-47		762	673109	
21-004633	4	GLOCK	22	40	WNA245 & DHK780	50 ROUND MAGAZINE
21-005007	1	#1-S&W pistol	SD40VE	40	HFL5808	2 MAGS
21-007064	1	#1- TAURUS	PT111 G2	9	TKP38569	3 MAGS (1 EXTENDED)
21-009634	1	#1-Kimar (Chiappa Arms)		380	061012	starter pistol
21-011111		TAURUS	PT 738	380	99889D	W/ MAGAZINE
21-012077	8	#8- Black Smith & Wesson	SHIELD	9	JEX5786	2 MAGS
21-015237		HAWES 44 MAGNUM REVOLVER	WESTERN MARSHAL	44	2615314	MAGNUM REVOLVER
21-019381	7	#7-RUGER	REDHAWK	44	503-08296	REVOLVER
21-019381	11	#11-NEW ENGLAND ARMS HANDY RIFLE	SB2	223	NR204158	SCOPE & TRIPOD
21-019981	9	#9- ROSSI		357	ZC379751	REVOLVER
21-020007	4	GLOCK	19X	9	BSLE452	W/MAGAZINE
21-020292	3	SPRINGFIELD ARMORY	XD-45ACP	45	MG646034	W/MAGAZINE
21-021406	1	GLOCK	43	9	AFLA958	W/MAGAZINE
21-021908	22	#22- AMERICAN TACTICAL		410	NS144225	TWO MAGS
21-021908	23	#23- BLACK HANDGUN UNKNOWN BRAND		40	BNKM243	W/ 2 MAGS
21-021908	24	#24- AIRLIFE S+W	351PD	22	CYF3068	REVOLVER
21-021908	25	#25- N. AM. ARMS	MINI REVOLVER	22	R32631	REVOLVER
21-021908	26	#26- RUGER	GP100	0.357	173-77366	REVOLVER
21-022032	1	#1- semi auto GLOCK handgun	23	40	abkg433	with 3 magazines
21-022109	7	GLOCK	26	9	PGC424	W/ EXTENDED MAG
21-022109	8	GLOCK	22	40	BMLG329	W/EXTENDED MAG
21-025299	3	TAURUS	G3	9	ABC408482	W/MAGAZINE
21-026065	2	BERETTA	21-A	22LR	DAA290421	W/MAGAZINE
21-028622		ROSSI	M72D	44	AB116683	REVOLVER
21-028643		GLOCK	19	9	RCZ832	W/ MAGAZINE
21-029211	10	DIRTY BIRD			M010188	W/ MAGAZINE
21-031323	2	#2- GLOCK	23	40	UCV454	W/ MAGAZINE
21-034086	1	#1- S&W Black and brown	HWY PATROLMAN	38	C901541	REVOLVER
21-034101	3	#3- Black Taurus	G2C	9	ABC380308	WITH MAGAZINE
21-034579	2	#2- JENNINGS	BRYCO 59	9	761731	W/ MAGAZINE
21-034609	1	SMITH & WESSON	M&P 15-22P	22	war1128	W/ MAGAZINE
21-037496	1	#1- RUGER Black	SR40C	40	343-31383	W/ MAGAZINE
21-038793	8	#8- MOSSBERG		12 GAUGE	P834701	
21-038793	9	#9- TAURUS 9MM HANDGUN		9	TKR50584 (RECOVERED BY TBI)	W/ 2 MAGS
22-001127	20	SIG SAUER	XLP365	9	66B335046	W/MAG
22-001127	21	GLOCK	17	9	BMHL655	W/MAG
22-001127	10	SIG SAUER	P365	9	66B169343	W/4 MAGS
22-001127	22	SIG SAUER	MPX	9	62E003435	NO MAG
22-001127	11	CZ SCORPION	EVO3 SI	9	D015008	W/MAG

22-002404	5	TAURUS	MILLENNIUM G2	9	TIT03577	W/MAGAZINE
22-003355	3	#3- RUGER black semi auto	LCP	380	381323875	W/ MAGAZINE
22-003355	4	#4- DAVIS INDUSTRIES SINGLE SHOT silver handgun	D-25	25	007594	model D-25
22-009668	3	#3- MINT GREEN SCCY	CPX-2	9	746523	W/ MAGAZINE
22-009716	1	#1- GLOCK	27	40	UKY352	W/ 2 MAGS (1 EXTENDED)
22-012450		GLOCK	19	9	BLTL855	W/ MAGAZINE
22-016731	2	SCCY	CPX-1	9	445189	W/3 MAGAZINES (1 EXTENDED)
22-016903	5	#5- Black and Tan Taurus	G3C	9	ADB938939	W/ MAGAZINE
22-019358	?	SPORTSMAN	999	22	AH10073	REVOLVER
22-021630	1	GLOCK	22	40	BSLS047	W/ MAGAZINE
22-024044		SCCY	CPX	9	437924	W/ MAGAZINE
22-029409		RUGER	SR9C	9	332-28518	W/ MAGAZINE
22-030144	1	TAURUS	PT 111 G2	9	TI061942	W/ MAGAZINE
23-011543	1	CZ	SCORPION	9	B872937	2 MAGAZINES

CITY OF LA VERGNE
GENERAL SURPLUS PROPERTY FORM

If you have any general items that are no longer needed in your department and you wish to sell them as surplus property, please use this form. If you have a vehicle, there is a separate form to fill out. Please return this form to both the Purchasing Agent and the City Administrator to have the item(s) placed on the city council agenda for approval. **Please complete all sections.**

Item Description:

Year: N/A	Manufacturer: N/A	Model #: N/A
Serial Number: N/A		
Description of Use: Miscellaneous items that have been pick up along the ROW by the Street Department Crews.		
Color:	Size (L x W x H):	
Material: ☐ Cloth ☐ Vinyl ☐ Leather ■ Metal ☐ Plastic ☐ Wood ☐ Rubber		

Working Condition:

☐ Operable	☐ NOT Operable	☐ Parts Only	☐ Needs Repair	☐ Unknown Condition
# of Hours:	Equipment was maintained every:		☐ Hours	☐ Days
Damage:	☐ Major Damage	☐ Minor Damage		
Explain Damage or Repairs Needed:				

Hazardous Material:

Could this property be a hazard for the city to sell?	☐ Yes	■ No
If yes, should this property be sold for Scrap or Solid Waste?	☐ Scrap	☐ Solid Waste

Sale Information:

Reason property is no longer needed:	Scrap Metal
Current Estimated Value:	$500.00
Suggested Minimum Sale Price:	N/A
Location of Property:	148 International Blvd
For more information, contact:	Mike Dietz

Department Information:

Your Name: Mike Dietz	Department: Public Works
Signature:	Date: 6-12-2024

I.T. Department Use Only:

Inventory ID: _____ Asset Number: _____

Approved by Resolution #_____ Date: _____

Disposition of Property: ☐ Online Auction ☐ Sold for Scrap ☐ Disposed as Solid Waste

Listed for Online Auction on: _____ Date Sold: _____ Winning Bid Price: $_____

615.449.5562
Lebanon, TN 37087
HARRIS
SCRAP METAL
Express
SCRAP METAL
615.793.9994
LaVergne, TN 37086

ITEM REPORT
Board of Mayor and Aldermen
Meeting Date: June 27, 2024

Item #: 11. **Resolution #2024-19** - A Resolution to Write Off Uncollectible Property Tax Accounts.

Department: Finance

Presented By: Danielle Brown

Item Attachments: 1. Resolution #2024-19

Summary:

This is a resolution to write off uncollectible property tax accounts from 2012 that have been dismissed by the Rutherford County Chancery Court.

Background Information:

Property taxes are only collectible for 10 years after they have been sent to Chancery Court for collection. If the taxes are not paid within that amount of time, the judge will dismiss them. At that point, the city needs to write them off as uncollectible and we can no longer try to collect on them in the future. This is something we do each year.

Financial Summary:

The total amount of property taxes that will be written off is $12,404.00.

Staff Recommendation:

Staff recommends approval.

RESOLUTION #2024-19

A RESOLUTION TO WRITE OFF UNCOLLECTIBLE PROPERTY TAX ACCOUNTS.

WHEREAS, The City of La Vergne Tax Department has property tax accounts that are past due and are now uncollectible; and

WHEREAS, the property tax accounts in Exhibit "A" were submitted to the Rutherford County Chancery Court, and the Court has been unable to collect these accounts; and

WHEREAS, the property tax accounts in Exhibit "A" were dismissed by the Rutherford County Chancery Court on April 16, 2024, making them uncollectible; and

WHEREAS, the City of La Vergne is unable to collect the amount due and needs to write off these bad debts that total $12,404.00.

NOW, THEREFORE, BE IT RESOLVED BY THE CITY OF LA VERGNE BOARD OF MAYOR AND ALDERMEN:

SECTION 1: That the property tax accounts shown in Exhibit "A" be written off as bad debts.

SECTION 2: That this resolution shall take effect from and after its passage, the welfare of The City of La Vergne requiring it.

Resolved this the 2nd day of July, 2024.

_____
Jason Cole, Mayor

ATTEST:

_____
Bruce E. Richardson, City Recorder

ELECTRONICALLY FILED
2024 Apr 16 8:37 AM - 24CV-686
Adam T. Dodd, Clerk & Master

Exhibit A

IN THE CHANCERY COURT FOR RUTHERFORD COUNTY, TENNESSEE

CITY OF LAVERGNE, A Municipal Corporation in Rutherford County, Tennessee

vs. **CASE NO. 24CV-686**

VARIOUS DELINQUENT TAXPAYERS OF LAVERGNE, TENNESSEE

ORDER OF DISMISSAL

It appearing to the Court that all assessments for taxes, interest and penalties, and court costs due and owing in relation to the various parcels of real property found in LaVergne, Tennessee and described in attached Exhibit "A", should be dismissed pursuant to T.C.A. § 67-5-1806; and that further prosecution of any cause of action as to these parcels of real property listed in the attached exhibit which have been assessed for delinquent taxes, including interest and penalties, is hereby unwarranted;

It is, therefore, **ACCORDINGLY ORDERED** that the above-styled cause be and the same is hereby **DISMISSED,** pursuant to T.C.A. § 67-5-1806, as to all the various parcels of property listed herein and as against all the defendants named in the attached Exhibit "A".

Docket Number: 75CH1-2014-DT-2
Case Style: City of Lavergne Delinquent Taxes vs. 2012 Delinquent Tax Payers
Taxing Agency: City of Lavergne Delinquent Taxes
Tax Year: 2012

Parcel	Trustee Receipt Number	Owner	Owner's Address	Date Paid	Base Tax Amount
P13092343000	40	Abi Construction Llc	151 Sunset Street Lavergne, TN 37086		$85.00
P12936400000	132	Aguitas Auto Repair	1502a Harrell St Lavergne, TN 37086		$51.00
P13092432000	226	All About Marketing	6033 Cullen Drive Lavergne, TN 37086		$33.00
P12999501000	228	All Things Marine	1502b Harrell St Lavergne, TN 37086		$8.00
P12499206000	381	ANGELS R US I ATTN TALISHA KENNEDY	5260 MURFREESBORO RD Lavergne, TN 37086		$155.00
P12798203008	382	ANGELS R US II ATTN TALISHA KENNEDY	120 WALDRON CIR LAVERGNE, TN 37086		$74.00
P12949400000	499	Auto Body Express	510 Holland Ridge Dr Lavergne, TN 37086		$68.00
P13042500000	538	B & B Publications Attention Renee Butler	607 Blake Moore Dr Lavergne, TN 37086		$3.00
P13067700000	541	B L A K A Entertainment Attention C Rajan Mccrary	111 Berele Shepsele Ln Lavergne, TN 37086		$7.00
P12899047000	605	Band Zero Attn Yadira Gonzalez	3114 George Buchanan Dr Lavergne, TN 37086		$29.00
P13011500000	909	Bezzeled Gang Records Attention Carlos Coldon	512 Grayson Lavergne, TN 37086		$3.00
P12680600000	917	BIG DOG CONCRETE SERVICES	803 SUMMER HILL LN LAVERGNE, TN 37086		$231.00
P13092438000	918	Big Mac Snacks	2063 Abingdon Drive Lavergne, TN 37086		$34.00
P12799207000	955	BK DRY CLEANING C/O LEE GROUP	3921 APACHE TRAIL ANTIOCH, TN 37013		$16.00
P12912700000	995	Blessed Towing & Recovery	429 Old Nashville Hwy Lavergne, TN 37086		$73.00
P12399615000	1004	BOAT DOCTORS	5047 MURFREESBORO RD LAVERGNE, TN 37086		$205.00
P12999140000	1167	Brandon Drywall	1028 Ewing Way Lavergne, TN 37086		$152.00
R0006999	1226	BRITT ISABEL % CLARA MAI NELSON	146 FERGUS DR LA VERGNE, TN 37086		$64.00
P12799303000	1240	Bronco's Auto Shop Attn Angel Gomez	5409 Murfreesboro Rd Lavergne, TN 37086		$92.00

P12950000000	1390	Built Right	120 Kestrel Circle Lavergne, TN 37086	$38.00
P12824000000	1448	Burro Loco Mexican Restaur	806 Powder Hord Dr Smyrna, TN 37167	$230.00
P12323900000	1565	C & C PRODUCE MARKET	5231 MURFREESBORO RD LAVERGNE, TN 37086	$55.00
P12711700000	1569	C & T HOME MAINTENANCE ATTN PAUL K CONE	410 JEFFERSON PIKE LAVERGNE, TN 37086	$31.00
P13093112000	1572	Cabinets To Go 472	133 Charter Place Lavergne, TN 37086	$69.00
P12817900000	1588	Calder Philip Entertainmen	1348 E Nir Shreibman Blvd Lavergne, TN 37086	$29.00
P12989400000	1674	Cardboard & More C/O Roy C Mathis	1501 Nuview St Lavergne, TN 37086	$45.00
P12799910158	1681	CARDINAL HEALTH 200 INC - ATTN DAVID SHANKS	7000 CARDINAL PLACE DUBLIN, OH 43017	$83.00
P11699879002	1815	Catalina Marketing Corp C/O State Tax Solutions	P.O. Box 52307 Atlanta Ga, 30355	$10.00
P13092032000	1834	Ccc Inc Attention Lee Hollis	421 INDIAN PARK DR Murfreesboro, TN 37128	$5.00
P12610600000	1873	CHAMPION TOWING	312 SANDHILL RD Lavergne, TN 37086	$109.00
P12732600000	1908	CHARLES LAMBERT ROOFING ATTN CHARLES LAMBERT	165 MISS ELLIE DR LAVERGNE, TN 37086	$29.00
P12219600000	1911	Charmgifts Attention Melissa Thomas	210 Sanders Dr Lavergne, TN 37086	$3.00
P13092442000	1913	Chava Auto Repair Corp	608 Jenna Drive Lavergne, TN 37086	$50.00
P12732700000	1928	CHEF ON WHEELS ATTN J & J DONKIN	209 N NATCHEZ CT LAVERGNE, TN 37086	$242.00
P12958700000	1976	Christhian Medina	1330 E Nir Shreibman Blvd Lavergne, TN 37086	$45.00
P13026200000	2012	Cj's Construction	825 Carmen Way Lavergne, TN 37086	$7.00
P12325100000	2370	Creative Eggspressions Attn: Erica G Grider	Po Box 761 Lavergne, TN 37086	$14.00
P13057100000	2371	Creative Marketing	5138 Murfreesboro Rd Lavergne, TN 37086	$33.00
P11922500000	2460	CRYSTAL CLEANERS 4 THE LEE GROUP	3921 APACHE TRAIL ANTIOCH, TN 37013	$6.00
P13057300000	2463	Ct Lawn Care	107 Forest Lane Lavergne, TN 37086	$50.00
P13080800000	2576	Danny Grishman	124 Cedar Ridge Drive Lavergne, TN 37086	$5.00

P12802500000	2577	Danny's Super Sales	153 Bill Stewarts Blvd Lavergne, TN 37086	$24.00
P12914000000	2617	David's Auto Repair	254 Jefferson Pike Lavergne, TN 37086	$68.00
P13081000000	2847	Digital Slice Media	591 Blake Moore Drive Lavergne, TN 37086	$18.00
P12541200000	2928	Doneson C/O Roderick Gathings	1552 James Gafford Dr Lavergne, TN 37086	$14.00
P13081500000	3140	El Gordito Butcher Corp	5270 Murfreesboro Road Lavergne, TN 37086	$14.00
P12837000000	3153	Elite Transportation C/O Francis Okonkwo	401 Sanders Dr Lavergne, TN 37086	$238.00
P12899079000	3268	Ezs Inc Attn Michael Park	231 Wilson Pike Circle, Ste 204 Brentwood, TN 37027	$3.00
P12803700000	3512	Fleet Pro	809 Briargrove Dr Lavergne, TN 37086	$53.00
P12899185000	3679	G & J Cleaners Company Attn Aura Perez	1330 E Nir Shreibman Blvd Lavergne, TN 37086	$3.00
P11824600000	3681	G R S CO ATTN JAMES H HALL	826 CHANEY WOODS DR LAVERGNE, TN 37086	$122.00
P12177200000	3762	Garden Gate School House Johnathan's Place	203 Dick Buchanan St Lavergne, TN 37086	$11.00
P12969600000	3854	Get Right Cleaning	531 Woodland Hills Dr Lavergne, TN 37086	$152.00
P12903700000	3926	Gizmosearch Inc	105 Wolverine Trail Lavergne, TN 37086	$45.00
R0091934	4194	GREENVALE CONSTRUCTION LLC	1418 KENSINGTON SQ CT BLDG A MURFREESBORO, TN 37130	$109.00
P12895800000	4348	Hair Addictz Attn Laretha Duke/Shanika	2992 Owendale Antioch, TN 37013	$31.00
P12799608000	4426	HANDYMAN BY AL ATTN ALFONSO D MARTINEZ	201 HERITAGE CIRCLE EAST LAVERGNE, TN 37086	$148.00
P13072600000	4648	Hcg Live Free Ndala Booker Attention Ndala Booker	P O Box 1233 Lavergne, TN 37086	$7.00
P13093031000	4660	Hedge Path Welding	497 Dick Buchanan Street Lavergne, TN 37086	$46.00
P13092064000	4675	Helping Hands Uspport Cent Attention Reshena Barnes	P O Box 657 Antioch, TN 37011	$3.00
P12684100000	4705	HENRY DONNA CLEANING	1408 PORTSMOUTH CT LAVERGNE, TN 37086	$37.00
R0005676	4718	HERITAGE VALLEY EAST HOA INC	201 HERITAGE CIRCLE LAVERGNE, TN 37086	$18.00
R0005675	4719	HERITAGE VALLEY EAST HOA INC	201 HERITAGE CIRCLE LAVERGNE, TN 37086	$16.00
P12499308000	4862	His Hands Attn Louis Ray Goodman Jr	113 Hidden Forest Ln Lavergne, TN 37086	$20.00
P12724900000	4870	HL PAINTING SERVICE ATTN HENRY LOPEZ	424 JONESBORO CT LAVERGNE, TN 37086	$17.00

P12999048000	4905	Holiday Market Place	157 Constitution Ave Lavergne, TN 37086	$35.00
R0000635	4906	HOLIGAN FAMILY PARTNERSHIP	6009 BELTLINE RD STE 204 DALLAS, TX 75240	$81.00
P13092186000	5076	Hudson Attention Jeffrey Hudson	109 Lookout Dr Lavergne, TN 37086	$5.00
P13046500000	5169	I & M Fashions Attention Issac Ocien	1341 Nicole Ln Lavergne, TN 37086	$5.00
P12699741000	5171	I T SOLUTIONS	123 DREVILLE DR LAVERGNE, TN 37086	$77.00
P11884000000	5220	INSTINCT IMAGES	131 ALSUP LN LAVERGNE, TN 37086	$3.00
P11715700000	5223	INTERIOR HOME CONCEPTS	310 CENTER ST LAVERGNE, TN 37086	$35.00
P12599263000	5232	Irish Tile Attn Brad Perry	911 Chicken Road Lebanon, TN 37090	$26.00
P12971000000	5257	J & G Janitoral Services	1306 St Hubbins Dr Lavergne, TN 37086	$23.00
P13047000000	5266	J E Horner & Associates Attention Jerrel E Horner	3229 Potts Xing Lavergne, TN 37086	$44.00
P13047400000	5341	Jc Cross Endeavors Attention Christopher Spra	P O Box 2272 Smyrna, TN 37167	$44.00
P12999054000	5342	Jc's Industrial Supply	139 ROYAL DR Mt. Juliet, TN 37122	$23.00
R0009092	5347	JEFFERSON PLACE HOA INC	700 WELSH DR LAVERGNE, TN 37086	$12.00
R0009051	5348	JEFFERSON PLACE HOA INC	700 WELSH DR LAVERGNE, TN 37086	$13.00
R0009057	5349	JEFFERSON PLACE HOA INC	700 WELSH DR LAVERGNE, TN 37086	$6.00
P12654900000	5602	JT RENOVATIONS	198 IRVIN RD LAVERGNE, TN 37086	$47.00
P12796703000	5603	JTK CLEANING SERVICES ATTN CLYDE CAIN	1368 TONYA DR LAVERGNE, TN 37086	$37.00
P13031600000	5650	Kaylor Family Constructio	172 Mason Road Lavergne, TN 37086	$85.00
P12607700000	5843	Kinsith Entertainment	2021 Zion Ln Lavergne, TN 37086	$7.00
P13092291000	5874	Knight And Son's Construct	609 Angel Way Court Lavergne, TN 37086	$85.00
P13015700000	5923	Kroun Media Attention Oketa Ojok	1341 Nicole Ln Lavergne, TN 37086	$6.00
P12038400000	5957	La Cabana	5230 Murfreesboro Rd Lavergne, TN 37086	$33.00
P12666100000	5958	La Dulzura Bakery Attn Silvino Dominguez	5270 Murfreesboro Rd Lavergne, TN 37086	$63.00
P12999482000	5959	La Miguelena	5231 Murfreesboro Rd Lavergne, TN 37086	$234.00

P12475900000	6088	Last Cowboy Transportation Mgmt Svc Inc	805 Carmen Way Lavergne, TN 37086	$3.00
P12906400000	6090	Lasting Impressions Homest	809 Briargrove Dr Lavergne, TN 37086	$11.00
P12806000000	6137	Lavergne Towing & Service	113 Blue Valley Rd Lavergne, TN 37086	$86.00
P12476400000	6446	M & M EXCAVATING	1215 HAMPTON ROADS DR LAVERGNE, TN 37086	$64.00
R0006436	6469	MADISON SQUARE LLC C/O DAVID KIOUS	503 N MAPLE ST MURFREESBORO, TN 37130	$75.00
R0009187	6470	MADISON SQUARE LLC	1410 KENSINGTON SQ CT MURFREESBORO, TN 37130	$5.00
P12999066000	6480	Magic Restoration	517 Mable Mason Cove Lavergne, TN 37086	$152.00
P12948300000	6481	Magic Staffing	1001 Tammy Sue Ln Lavergne, TN 37086	$78.00
P12916600000	6553	Marathon Maid Service	925 Lavergne Lane Lavergne, TN 37086	$136.00
P12299007000	6556	MARCORP INC OF TENNESSEE	479 DICK BUCHANAN ST LAVERGNE, TN 37086	$2,551.00
P13033900000	6563	Maria Mariah Mexican Grill	P O BOX 2224 Antioch, TN 37011	$50.00
P12999688000	6568	Mark Sells Donlen Lease Car	236 Akin St Lavergne, TN 37086	$25.00
P13093224000	6624	Martin Transportation Syst	381 Waldron Road Lavergne, TN 37086	$13.00
P88809900000	6958	Meg`s Playhouse And Presch Attn	346 SUMNER HALL DR Gallatin, TN 37066	$247.00
P12907200000	7013	Mercy Grace Medical Suppli	Po Box 657 Antioch, TN 37011	$3.00
P12999534000	7121	Middle Tennessee Carpet Cl	1650 CASON LN APT 1012 Murfreesboro, TN 37128	$53.00
P12706600000	7448	MR & MRS CLEAN ATTN NORRIS & TAMARA JONE	264 CHANEY BLVD LAVERGNE, TN 37086	$3.00
P12627700000	7513	MUSIC VIZION ATTN CHANZ FARMER	318 VALLEY FORGE CT LAVERGNE, TN 37086	$74.00
P12477200000	7514	Musicom Software Attn James Durant	411 Lake Forest Dr Lavergne, TN 37086	$14.00
P12932500000	7632	New Dimension/Uniquest Shr	1532 Waxman Dr Lavergne, TN 37086	$3.00
P12353300000	7689	NITTAYA	331 WALDRON RD STE 500 LAVERGNE, TN 37086	$63.00
P12899587000	7773	Odds Dental	101 Cheerful Place Lavergne, TN 37086	$80.00
P12862000000	7981	Paradise Nails C/O Marta F Rodriguez	630 Bell Rd Antioch, TN 37013	$3.00

~~P13036500000~~	~~8223~~	~~Peveler Construction Inc~~	~~3664 WAREHAM DR~~ THOMPSONS STATION, TN 37179	~~$85.00~~
P13036600000	8244	Phill Indulge Catering Ser C/O Ellen	P O Box 1042 Lavergne, TN 37086	$50.00
R0088363	8274	Phillips John O Iii Etal Stanley P Vaught	1535 W Norfthfield Blvd St Murfreesboro, TN 37129	$130.00
P12706800000	8298	PHOENIX CONSTRUCTION ATTN PHILL HARRIS	2479 MURFREESBORO RD 345 Nashville, TN 37217	$148.00
P12798405002	8494	POTTS & SON RESIDENTIAL SV ATTN LARRY W POTTS SR	165 MISS ELLIE DR LAVERGNE, TN 37086	$52.00
P13019400000	8538	Precious Children Learning Attention Emwiongbon Aiban	P O Box 2089 Antioch, TN 37013	$53.00
P12888200000	8582	Professional Auto Detailer Attn Richard Grubbs	1502a Harrell Street Lavergne, TN 37086	$13.00
P12798106005	8594	Property Preservation Svc Attn Randall Williams	516 Woodland Hills Dr Lavergne, TN 37086	$81.00
P13073500000	8695	R G Renovation Constructio Attention Ronald Gilmore	1001 Flannery Ct Nolensville, TN 37135	$85.00
P13073700000	8720	Raindrops Of Tn Attention Jaime Gonzalez	2407 Todd Cove Lavergne, TN 37086	$5.00
P12945800000	9052	Rjc Dba Stratus Attention Ana Huerta	280 Village Lake Cir Smyrna, TN 37167	$45.00
P12899214000	9058	Rob Ben Transport Attn Benjamin & Robin Huds	918 Lavergne Lane Lavergne, TN 37086	$52.00
P13038100000	9072	Robert J Taylor Jr	110 Hampton Drive Lavergne, TN 37086	$44.00
P12999201000	9138	Rock Tenn Contractors Inc C/O Michelle Dwyer	106 Lasalle Ct Lavergne, TN 37086	$487.00
P13074000000	9225	Romeros Auto Repair Attention Saul Romero	6729 SCENIC DR Murfreesboro, TN 37129	$50.00
P12784900000	9363	S & K SCRAPPING ATTN KEVIN ELLIOTT	302 MITCHELLE AVE Smyrna, TN 37167	$7.00
P12445600000	9391	Sala De Belleza Jenny's	5231 Murfreesboro Rd Lavergne, TN 37086	$31.00
P13007400000	9411	Sams Phones Supplies Attention Abdulaziz Nagi	2821 Smith Springs Rd Nashville, TN 37217	$6.00
P12899016000	9695	Shayan Auto Sales & Repair	5411 Murfreesboro Rd Lavergne, TN 37086	$24.00
P12698801000	9721	Sherwin Williams Co C/O Fusco	695 Hollandale Rd Lavergne, TN 37086	$60.00
P13038900000	10419	Slayton Landscaping	401 Jefferson Pike Lavergne, TN 37086	$50.00
P13039100000	10658	Southern Excavation & Demo	115 Bain Dr Murfreesboro, TN 37086	$418.00
P13064400000	10803	Steven Taylor	1428 Tuffnell Drive Lavergne, TN 37086	$6.00

P12631100000	10923	Sunny Bright Carpet Cleani Attn: Joey Beecham	608 E Lake Cove Lavergne, TN 37086	$83.00
P13092223000	11036	Taqueria Latinos	5428 Murfreesboro Road Lavergne, TN 37086	$25.00
P22299994000	11105	Taylor's Auto Repair	Po Box 517 Lavergne, TN 37086	$65.00
P12819500000	11117	Tech Revive	820 Lavergne Ln Lavergne, TN 37086	$5.00
P12040500000	11311	TILE GUY THE C/O JEREMY RUSSELL	252 BILL STEWART BLVD LAVERGNE, TN 37086	$9.00
P12099672000	11354	Tom's Supply	314 SAND HILL RD Lavergne, TN 37086	$601.00
P12977500000	11479	Trinity Towing & Recovery	321 ADKINS ST Lavergne, TN 37086	$73.00
R0009631	11483	TRIUMPH CONSTRUCTION LLC	P. O. BOX 2182 Brentwood, TN 37024	$2.00
P13093041000	11591	United Check Cashing	3028 W Nir Shriebman Blvd Lavergne, TN 37086	$65.00
P12248500000	11592	UNITED DART SUPPLY	703 RUGBY CT LAVERGNE, TN 37086	$21.00
R0009132	11723	VAUGHT STANLEY P ETUX TERRI	6675 W TRIMBLE RD MILTON, TN 37118	$66.00
P13066400000	12235	Whitaker Roofing & Exterio	197 Sanford Rd Lavergne, TN 37086	$30.00
P12142200000	12456	Wine And Spirits Unlimited	293 MOUNT DR APT. 308 Sevierville, TN 37876	$101.00
P12481600000	12718	Yp Siding & Gutter Inc	C/O Young W Pak Cpa Nashville, TN 37211	$66.00
P12855600000	12721	Yummies Water Ice C/O Erika White	1507 Banbury Ct Lavergne, TN 37086	$17.00
P88877300001	13002	GLASS CONTRACTORS OF TN	702 WALDRON RD Lavergne, TN 37086	$669.00

Docket Number Tota $12,489.00

Grand Total: $12,489.00

Case Title: STATE OF TENNESSEE FOR THE USE AND BENEFIT OF THE CITY OF LAVERGNE vs DELINQUENT TAXPAYERS

Case Number: 24CV-686

Type: ORDER

It is so ordered.

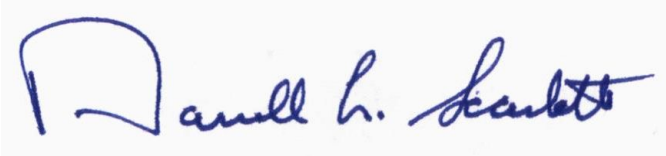

Judge Darrell L. Scarlett

Electronically signed on 2024-04-16 08:37:37 page 9 of 9

ITEM REPORT
Board of Mayor and Aldermen
Meeting Date: June 27, 2024

Item #: 12. Motion to Approve an Agreement with Box 55 Association for Rehabilitation Services for La Vergne Fire and Police.

Department: Fire

Presented By: Ronny Beasley

Item Attachments: 1. La Vergne MOU 6-11-24

Summary:

Seeking approval for an annual agreement with Box 55 Association to provide rehabilitation services for the Fire and Police Department on emergency scenes and call outs.

Background Information:

The fire department is requesting approval of the agreement with Box 55. Box 55 will provide the necessary items for hydration, nutrition, and comfort during emergency events in the City. Box 55 Association will be available upon request through the Incident Commander or La Vergne Police Dispatch.

Financial Summary:

The cost of the service is $18,000.

Staff Recommendation:

Staff recommends approval.

Memorandum Of Understanding for First Responder Rehabilitation Services

Between

La Vergne Fire Rescue Department & La Vergne Police Department

And

Box 55 Association

Section 1.0 Purpose & Background

1.1 The La Vergne Fire Rescue Department and La Vergne Police Department located in Rutherford County, TN, desire to provide on scene rehabilitation Services to its members while engaged in various assigned duties.

1.2 Box 55 Association is a 501 (c) (3) Nonprofit registered in the State of TN and is experienced in providing rehabilitation services since 1952. Our base area of service is Nashville/Davidson County.

Section 2.0 Scope

2.1This agreement covers the entities named above and no other unless amended in writing by mutual agreement.

2.2 The Rehab Services provided are by volunteers who are members of Box 55 Association, who have been vetted and background checked. Box 55 Association will work diligently to recruit, train and retain Team members who live in or near to La Vergne. The served departments have approval authority as to those added members.

Section 3.0 Service required

3.1 Fire, EMS and Police Operations and Training is strenuous and can be dangerous without proper opportunity for adequate re-hydration, nutrition and environmental protection during periods of rest and recovery. These services include bottled water, Gatorade, nutritious metabolic snacks. An area with seating, protection from adverse weather conditions and environmental cooling and heating assistance.

Section 4.0 Request for Services

4.1 The Chief of the La Vergne Fire Rescue Department or La Vergne Police Department or their Designees will determine when the services of Box 55 Association are needed. The request for service shall be made by Contacting the Metro Nashville ECC by phone or radio and the request for Box 55 will be paged out to the Officers of Box 55. Box 55 will endeavor to respond timely and communicate directly with the requesting authority of its ability and time to respond.

4.2 The Lavergne Agencies will provide access and radio programming for no less than 3 mobiles and 8 Portable radios capable of communicating on the La Vergne Public Safety talk groups for both served groups of Fire and Police.

4.3 Box 55 Association requests to meet with both Fire and Police leaders to determine operational Specific plans and to establish relationships with Supervisory staff in order to reduce confusion or delays in services.

Section 5.0 Mutual Aid Understanding

5.1 Box 55 Association is a founding member of the Middle TN Rehab Alliance. This alliance is currently represented by Wilson, Williamson, Sumner, Maury Counties. If a major event occurs, Box 55 Association may request assistance from one of the Alliance Members in order to cover needed areas.

Section 6.0 Fees for Services

6.1 La Vergne has estimated its call volume at 2 or 3 calls/month. Based on that estimate, Box 55 is requesting an annual contribution of $18,000. This payment may be paid annually in advance. Annual reviews for reimbursement change needs will coincide with the City of La Vergne Budget cycle.

Section 7.0 Operational Direction

7.1 At all times, Box 55 Association will take direction from the scene commanders of the La Vergne Fire Rescue Department/La Vergne Police Department. This includes locations for services provided and the scope of requested services. The parties agree to meet at least quarterly to discuss operations, procedures and to endeavor to constantly improve outcomes.

Section 8.0 Termination

8.1 Either party may terminate this agreement without cause upon 30 days written notice.

Section 9.0 Mutual Indemnification

9.1 Each party hereto shall hold harmless, defend and indemnify the other party, and its agents, officers, officials, employees and volunteers, from and against any and all claims, demands, losses, damages, liabilities, expenses and costs of any kind or nature, including, without limitation, attorney's fees and other costs of litigation, arising out of, or in connection with, the negligent performance of, or failure to comply with, any of the obligations contained herein, except such loss or damage which was caused by the negligence or willful misconduct of the other party or its agents, officers, officials, employees or volunteers.

Agreed to this 1st day of July, 2024

_____

Mayor Jason Cole
City of La Vergne

Rick Short
Board President
Box 55 Association

City of La Vergne
5093 Murfreesboro Road ● La Vergne, TN 37086
Phone: (615) 793-6295 ● Fax: (615) 793-6025
Website: www.LaVergneTN.gov

M E M O

DATE: **JUNE 25, 2024**

TO: **BOARD OF MAYOR & ALDERMEN**

FROM: **BRUCE RICHARDSON**

RE: **BEAUTIFICATION AND ARTS ADVISORY COMMITTEE**

Beautification and Arts Advisory Committee Appointed by Mayor; Confirmed by Council - 4 Year Terms		
Name	**Appointed**	**Term Expires**
Kara Hobbs - Alderman - Chairman	December 2022	Term of Office
Daffany Baker	March 2023	April 30, 2025
Anne Marie Carter	December 2022	April 30, 2026
Tabatha Howard	May 2022	April 30, 2027
Vacant (Alfred "Al" Lane)		April 30, 2025
Laura Ward	June 2023	April 30, 2028
Dianne Zahnle	May 2022	April 30, 2026

We have one vacancy on this committee. We have been advertising this position on Channel 3 and Social Media, but have not received any applications. If I do not receive any applications by Tuesday, July 2, 2024, I will remove this item from the agenda.

City of La Vergne
5093 Murfreesboro Road ● La Vergne, TN 37086
Phone: (615) 793-6295 ● Fax: (615) 793-6025
Website: www.LaVergneTN.gov

M E M O

DATE: **JUNE 25, 2023**

TO: **BOARD OF MAYOR AND ALDERMEN**

FROM: **BRUCE RICHARDSON**

RE: **PARKS & RECREATION ADVISORY COMMITTEE**

Parks & Recreation Advisory Committee
Appointed by Mayor; Confirmed by Council - 4 Year Terms

Name	Appointed:	Term Expires:
Steve Noe - Chairman	November 2018	Term of Office
Felicia Anderson	October 2021	May 31, 2027
Rick Autery	December 2022	May 31, 2027
Laura Davidson	March 2021	January 31, 2025
Vacant (Jodi Espinoza)		December 31, 2025
Chuck Isbell	November 2021	December 31, 2026
Jiles Perry	March 2021	January 31, 2025

We have one vacancy on this committee. We have been advertising this position on Channel 3 and Social Media and have received one application.

Current Applicant:

- Kevin Oliver

CITY OF LA VERGNE
BOARD / COMMITTEE MEMBER APPLICATION

Please choose which board / committee you would like to apply for: (Only choose one)

Board Name	Normal Frequency of Meetings
☐ Beautification and Arts Advisory Committee	As Needed
☐ Beer Board	Monthly
☐ Board of Zoning Appeals	Monthly
☐ Construction Board of Adjustment and Appeals	As Needed
☐ Economic Development Advisory Committee	Quarterly
☐ Greenway Advisory Committee	Quarterly
☐ Historical Preservation Advisory Committee	Semi-Annually
☐ La Vergne Housing Authority	As Needed
☐ La Vergne Industrial Development Board	As Needed
☐ Library Board	Bi-Monthly
☒ Parks & Recreation Advisory Committee	Monthly
☐ Planning Commission	Monthly
☐ Senior Citizen's Advisory Committee	Monthly
☐ Stormwater Appeals and Advisory Board	As Needed
☐ Other _____	

APPLICANT INFORMATION

Name: Kevin Oliver, Sr

Address: [redacted]

La Vergne, TN 37086

Cell Phone: [redacted]

Other Phone: _____

Email Address: [redacted]

What is the best time to contact you? ☒ Morning (8:00 a.m. - Noon) ☐ Afternoon (Noon - 4:30 p.m.)

What is the best way to contact you? ☐ Mail ☒ Cell Phone ☐ Other Phone ☐ Email

EDUCATION AND TRAINING

	High School	College / University	Graduate / Professional
School Name	Fairley	UT Martin	
City, State	Memphis, TN	Martin, TN	
Years Completed	N/A	☐1 ☐2 ☐3 ☒4	☐1 ☐2 ☐3 ☐4
Course of Study	N/A	Marketing	
Receive a diploma?	☒ Yes ☐ No	☒ Yes ☐ No	☐ Yes ☐ No

EXPERIENCE

Current Occupation:	Retired
List any experience that would apply to the Board or Committee you are applying for:	Coached in the La Vergne Recreation Basketball League for several years Coached AAU Basketball for 3 seasons
Municipal Boards / Committees on which you currently serve:	Beer Board
Municipal Boards / Committees on which you have previously served:	
If you are appointed, will you have any potential conflict of interest? ☐ YES ☒ NO	
If YES, what is the conflict?	
Briefly explain the reasons why you want to serve on the Board / Committee that you have chosen:	I have been active in little league sports as a parent or coach for over 20 years. I am now retired and would like to volunteer to serve our community on this advisory board.

REFERENCES

Please list three (3) Professional or Business references.

	Name	Email Address	Years Known	Phone
1	William Deamues		20	[redacted]
2	Carolyn Cox	[redacted]	20	[redacted]
3	Prentice Doaks		40	[redacted]

I hereby affirm that the information provided on this application (and accompanying documents, if any) is true and complete to the best of my knowledge. I understand that falsified information or significant omissions may disqualify me and my application from further consideration for a Board or Committee member appointment and may be considered justification for removal from a Board or Committee, if discovered at a later date.

I waive any right of privilege, privacy, and/or confidentiality I may have in the information provided by references or others whom I have indicated may be contacted.

I hereby understand and acknowledge that, unless otherwise defined by applicable law, any relationship with this organization is of an "at will" nature, which means that the Board or Committee member may resign at any time and the Board of Mayor and Aldermen may remove the Board or Committee member at any time with or without cause. I understand, also, that I am required to abide by the Charter and Ordinances of the City of La Vergne, the Constitution and Laws of the State of Tennessee and the Constitution and Laws of the United States of America.

Signature: Kevin Oliver Date: 06/17/2024

Please attach your resume. Thank you for your willingness to serve.