

AGENDA

La Vergne Board of Zoning Appeals

March 28, 2023 at 5:30 PM

- Call meeting to order.
- Determine quorum.

ORDER OF BUSINESS

1. Approve Minutes: January 31, 2023 Regular Meeting.

NEW BUSINESS

2. Request for Sign Variance - Property located at 503 New Paul Road (Tax Map 17, Parcel 40.03). I-2 (Heavy Industrial) Zoning District. Property owned by AMERCO Real Estate Company.
3. Request for Sign Variance - Property located at 5022 Murfreesboro Road (Tax Map 15, Parcel 17.04). C-2 (Highway Service Commercial) Zoning District. Property owned by NFA Investment, Inc.

ADJOURN

MINUTES OF THE REGULAR MEETING OF THE BOARD OF ZONING APPEALS OF THE CITY OF LA VERGNE, TENNESSEE JANUARY 31, 2023 IN LA VERGNE CITY HALL, LA VERGNE, TENNESSEE

The La Vergne Board of Zoning Appeals met in a regular meeting on January 31, 2023 in La Vergne City Hall starting at 5:30 p.m. The meeting was called to order by Chairman Graeme Coates.

Members Present

Members present: Chairman Graeme Coates, Vice-Chairman Craig Pollock, Terrence Smith, Alfred Lane, and Charles Jones.

Staff Members Present

Staff members present: Assistant City Administrator Kyle Brown, City Attorney Evan Cope, City Planner Bo Logan, Engineering Director Gary Lide, Codes Director Randolph Salyers, Executive Assistant Juliet Williams, and Media Services Jerry Davenport.

Approve Minutes

A motion, made by Charlie Jones, seconded by Alfred Lane, to approve the minutes of the November 29, 2022 Regular Meeting, was adopted with all voting AYE.

NEW BUSINESS

1. **Request for Sign Variance - Property located at 342 Mason Road (Tax Map 17, Parcel 7.08). I-2 (Heavy Industrial) Zoning District. Property owned by Mason Road Holdings South, LLC.**

Mr. Bo Logan gave his report.

Chairman Coates swore in Ms. Jenny Gosney, 10 Lee Ave, Nashville, a representative of Mason Road Holdings South, LLC. She stated that she agreed with Mr. Logan's report.

Mr. Alfred Lane asked if the signage promoted safety around the property. Ms. Gosney stated that was the intended purpose for most of the signage. She explained that the signage would direct the delivery vans.

Chairman Coates asked if all the signage were on site. Ms. Gosney stated yes. He asked the applicant what the changes to the monument signs were. Ms. Gosney explained. Chairman Coates asked if all the signs were similar in style and text. Ms. Gosney stated they were. She also stated that none of the signs were illuminated.

A motion, made by Alfred Lane, seconded by Charlie Jones, to accept the sign variance as submitted, was adopted with all voting AYE.

ADJOURNMENT

There being no further business to come before this meeting, Chairman Coates declared the meeting adjourned at 5:37 p.m.

Chairman

City Recorder

Approved: _____



Request: Request for Sign Variance, Property located at 503 New Paul Road (Tax Map 17, Parcel 40.03). I-2 (Heavy Industrial) Zoning District. Property owned by AMERCO Real Estate Company.

Reviewed By: Bo Logan, Planning Director

Summary

The applicant is requesting approval of a sign variance on behalf of their client, UHAUL. This site has been home to UHAUL for just over a year.

The property is located in the overlay.

The applicant has identified a need for more signage than is allowed by the municipal zoning ordinance. Per the signage regulations codified in Section 4.070 of the zoning ordinance, commercial and industrial structures may be allowed additional signage as long as they meet the requirements set forth in the ordinance.

In addition to the normal signage allowed, the owners would like to install additional wall signs throughout the site. The proposal calls for the installation or modification of at least 6 signs per their application. However, staff has counted closer to 12 wall signs when counting canopy signs, orange metal waves, etc.

The sign plans in the packet show the detail sheets of each sign. The shape and colors of the signs are indicated on the plans in the packet as well.

In addition to the wall signs UHAUL is asking for other signs/props including a “stand up Policeman” in the window, “Lock & Key” and “Sunbursts” in various windows as well.

There has been a BOZA sign on the property for over 2 weeks (at the time of this writing), and staff has received no phone calls of inquiry.

503 New Paul Rd



503 New Paul Rd

I-24 FWY

BRIDGESTONE PKWY

I-24 FWY

HEE GAUER BLVD

NEW PAUL RD

MADISON DR

CENTREPOINTE WAY

RELIANCE DR

CENTREPOINTE DR



J P HENNESSY RD

503 New Paul Rd

CHEROKEE DR

J F K DR

ROCKY TOCK ST

JONES BLVD

BAIN DR

LONGVIEW ST

INGRAM BLVD

ENTERPRISE BLVD

I-24 FWY

I-24 064D WB ON RAMP

I-24 064C WB OFF RAMP

I-24 FWY

I-24 064B EB ON RAMP

INDUSTRIAL BLVD

CHARTER PL

SUMMER HILL LN

FARMINGDALE DR

MEADOW LN

BLAKE MOORE DR

BUFORD JOHNSON RD

PEAK TOP TRL

MACAW LN

KESTREL C

WASHER DR

CAROTHERS RD

BEARD CT

STEVE SCARLET PL

MOUNTAIN TOP TRL

DEBBIE LN

ROLLINGWOOD CT

CEDAR RIDGE DR

BROOKRIDGE DR

STONE RIDGE PKWY

WOODCREST DR

WOODLAND HILLS DR

WOODLAND HILLS DR

KNOLLWOOD DR

LOVE DR

OLLOW DR

BRUSHY RIDGE DR

OAKWOOD CV

WALNUT RIDGE DR



BOARD OF ZONING APPEALS APPLICATION

APPLICANT INFORMATION

(Please Print or Type - Any Correspondence will be addressed to the individual.)

1. Date of Application: 2/22/2023 2. Phone Number: 615-432-4611
3. Property Owner's Name: AMERCO Real Estate CO
4. Property Owner's Address: 2727 N Central AVE STE 500 Phoenix, AZ 85004-1120

5. Your Name (If Different): Christopher Hardin
6. Address: 1519 Beasie RD Murfreesboro, TN 37128

7. Property Location: 503 New Paul Rd LaVergne, TN 37086

(If additional space is needed, please use an additional sheet of paper.)

Section 1 - Appeal the Decision of the Building Inspector / Codes Enforcement Officer.

8. Decision of the Building Inspector / Codes Enforcement Officer: _____

(If additional space is needed, please use an additional sheet of paper.)

Section 2 - Application for a Variance / Special Exception.

9. Type of Variance / Special Exception Needed: _____

10. Peculiar or Unusual conditions which justify the Variance Requested: _____

(If additional space is needed, please use an additional sheet of paper.)

In granting a variance, the Board shall ascertain that the following criteria are met:

1. Variances shall be granted only where special circumstances or conditions, fully described in the finding of the Board, do not apply generally in the district.
2. Variances shall not be granted to allow a use otherwise excluded from the particular district in which requested.
3. For reasons fully set forth in the findings of the Board, the aforesaid circumstances or conditions are such that the strict application of the provisions of this ordinance would deprive the applicant of any reasonable use of his land. Mere loss in value shall not justify a variance. There must be a deprivation of beneficial use of land.
4. The granting of any variance shall be in harmony with the general purpose and intent of this ordinance and shall not be injurious to the neighborhood, detrimental to the public welfare, or in conflict with the comprehensive plan for development.
5. In reviewing an application for a variance, the burden of showing that the variance should be granted shall be upon the persons applying therefore.
6. Variances must return to the planning commission for site approval and be accompanied by a written explanation from the Board of Zoning Appeals stating the reason the variances was granted or was not granted.


Applicant Signature


Date:

2-22-23

Certification Statement

I hereby certify that Amerco Real Estate CO is the owner of the property located at 503 New Paul Rd LatVergne, TN 37086 which is the subject of this application, and that I, Christopher Hardin, in my capacity as Market Company President, am authorized to sign this application on behalf of the owner.

I understand that knowingly providing false information on this Application may result in any action taken heron being declared null and void. I further understand that pursuant to TCA 39-16-301 et seq., knowingly making a material false statement, or otherwise providing false information with the intent to mislead a public servant in the performance of his duty is punishable as a Class B misdemeanor.



Signature


2-22-23

Date

Chris Hardin MCP

Printed Name and Title

Note: A Certification Statement must be submitted with an application form requiring the owner's signature if the owner of the subject property is a corporation, limited liability company, partnership, association, trustee, etc., or if someone other than the owner signs the application. All Certification Statements **must** be notarized.



Notary Signature

2/22/23

Date

Revised 7/21/08



EXP 09/18/25

FACILITY IMAGING



U-Haul Moving & Storage of Smyrna-La Vergne Imaging & Signage Specifications 772-80, La Vergne, TN

ISSUED 01/14/2020

IMPORTANT NOTICE TO U-HAUL MCP/MCO & VENDORS

All Designs & Art specifications are based on information provided by U-Haul MCP/MCO and/or Vendors contracted through MCP/MCO. Therefore, it is the responsibility of the U-Haul MCP/MCO and their Vendors to verify all information in these drawings to be accurate prior to commencing Project Work. **FOR ANY DISCREPANCIES - NOTIFY UHI ART DEPT. PRIOR TO COMMENCING PROJECT WORK.**

©2020 U-HAUL® INTERNATIONAL. ALL RIGHTS RESERVED.

The enclosed materials and its contents are being provided for the sole purpose to solicit project bids and/or commence project work for U-Haul International, Inc., (U-Haul). Nothing in these materials or its contents shall be construed to create a contract nor contemplate the creation of a future contract.

Any and all product information, presentations, materials, displays, samples, and/or other information provided to U-Haul as a response to these materials, so as to solicit project work, etc., will be done so at the sole expense and cost of the provider. U-Haul assumes no liability with respect thereto.

Furthermore, the enclosed materials and its contents are the confidential and proprietary information of U-Haul. Any and all distribution, transmission, reproduction and display of such materials and its contents is strictly prohibited without the prior written consent of a corporate officer of U-Haul International, Inc.

We have approval to send out these **Design Set Drawings DSD** for the above location and have sufficient information to complete the approved drawings.

REMEMBER: All Designs & Art specifications are based on information provided by U-Haul MCP/MCO and/or vendors contracted through MCP/MCO or what UHI Art Department could find on uhaulproperty.com or in older facility imaging files, etc. Therefore, we ask for your assistance to insure that what has been approved is what the finished product will look like. Unless UHI Art Dept. is notified that information and/or measurements within this DSD are incorrect, UHI Art Dept. will begin the project work as per DSD information. Since the UHI Art Dept. will have to order some items for you (lifestyle banners, decals, etc.), we must have the accurate measurements of these areas, as well as, ship to, bill to information so we can process the items. You will also need to order items through UHI Purchasing; they will require this same information. NOTE: Once we have your project number ship to, bill to information, this will confirm that you have verified all of the information we have in this DSD book; therefore, when items are shipped and installed the imaging will appear as they have been approved.

.....

The enclosed **Design Set Drawings (DSD)** pertain to the imaging of our existing facility. These are prepared for the purpose of obtaining all necessary sign permits, bidding and/or pricing information as well as the implementation of imaging for the following items:

1. Approved Paint scheme as noted in this DSD.
2. Approved Architectural Panels, etc., as noted in this DSD.
3. Approved Signage as noted in this DSD.
4. Manufacturing and installation of approved painting and signage as noted in this DSD.

Note: The DSD book should NOT be used for city presentations. If a city presentation is needed, contact the UHI Art Dept. and we will provide renderings designed for a city presentation.

MCP - "In General":

1. Coordinate all bids, installation, etc. for imaging with local contractors. MCP to insure that contractor(s) work be completed as directed in DSD as well as in compliance with local codes, etc.
2. Obtain necessary U-Haul project numbers and issue payment(s) to contractors, after work has been completed to UHI Art Dept. DSD.
3. Verify existing measurements as well as approved painting and signing measurements in this DSD.

Note: Once we have your project number ship to, bill to information, this will confirm that you have verified all information we have in this DSD; therefore, when items are shipped, painted and/or installed, they will appear as they have been approved in the DSD.

If all measurements have not been verified or are not correct, DO NOT commence project work. Please provide any additional information to UHI Art Dept. so that updated/revised artwork, painting, signage, etc., can be supplied back to the MCP (and contractor(s)) if needed.

MCP - "As to Painting Issues"

1. In consultation with a local Sherwin-Williams (SW) representative, and using the DSD, obtain a SW paint specifications document. This SW paint specifications document, will specify SW recommendations for proper surface preparation, paint primers and top coats, etc. MCP will need to give this information to potential paint contractors so that a proper painting bid can be obtained. UHI has been switching the SW paint line of Silicone Alkyd to SW Sher-Cryl paint line. Therefore, it is recommended to use SW Sher-Cryl-paint line for all top coats, unless specified otherwise in the DSD or by SW paint specifications document. Do not use Silicone Alkyd Paint on brick, cement block, masonry, etc.

2. Send a copy of the SW paint specifications document as well as a copy of the approved bid documents to UHI Construction Dept. in Phoenix, so as to keep a documented copy on file.

3. Purchase all paint top coats and primers through UHI Purchasing, and/or local Sherwin-Williams stores. Awarded contractors should not purchase paint top coats and primers nor include pricing for these on bid information given to MCP. Contractors should purchase all other supplies, etc., and submit this information as well as any other information so a complete bid can be submitted to MCP for evaluation and subsequent approval or no approval, etc.

If the painting design requires paint templates/patterns so as to paint specialty design elements, i.e., diamonds, waves, etc. - order this ahead of time as called out in the DSD book thru webbest.

Note #1: In order to keep costs down, etc., do not have painting contractors do building maintenance repairs. Have MCO FMT do this prior to painting unless directed otherwise by MCP superior(s).

Note #2: Sherwin-Williams will provide a SW paint specifications document prior to awarding paint contract and painting the building; SW will come out and inspect the project work during and after completion and most importantly BEFORE FINAL PAYMENT IS MADE TO CONTRACTOR. This is another step of assurance MCP's can take to insure that the building was properly painted before final payment is made, etc. Since SW will not know exactly when you can meet with the local Representative, MCP must set up appointment times with local SW Representative(s).

Note #3: Once we have your Project Number ship to, bill to information, this will confirm that you have verified all information we have in this DSD is correct and therefore when items are shipped, painted and/or installed, they will appear as they have been approved in the DSD.

MCP - "As to Advertising Sign Issues"

NOTE: We believe that what is shown in this DSD book are within code and will fit on the building as per the measurements we received in order to produce the drawings. However, please re-verify with your local sign installation company that the messages proposed are still within sign code and will fit areas shown.

Furthermore, the vendor UHI uses for lettering will send a paper template that the sign installer must use for placement of letters on the building. Make sure this is done before letters are actually installed to insure proper placement, etc

Note: Once we have your project number ship to, bill to information, this will confirm that you have verified all information we have in this DSD and therefore when items are shipped, painted and/or installed, they will appear as they have been approved in the DSD.

1. Order all advertising building lettering, modular sign faces, cabinets, etc., that are required to complete imaging project as noted in DSD book.

a. For standard plastic lettering - order the items specified from UHI Purchasing. Please e-mail a copy of the DSD blueprint drawings which have the information you wish to order. You will also need to specify a project number, ship to, bill to information when ordering.

b. For standard U-Haul modular, identification, product signs and replacement faces, etc., place the order that is specified with UHI Purchasing. Please e-mail a copy of the DSD blueprint drawings which have the information you wish to order. You will also need to specify a project number, ship to, bill to information when ordering.

c. For standard architectural orange waves, place the order that is specified with UHI Purchasing. You will also need to specify a project number, ship to, bill to information when ordering. UHI Purchasing can give you pricing/shipping costs, etc. based on the information contained on the DSD blueprint drawings, etc.

d. For standard U-Haul metal signs, metal waves, hanging storage banners, decals, and pounce patterns, the DSD book will contain part numbers called out for each of these items (if available) which you



FACILITY IMAGING DEPARTMENT

Architectural Illustrators & Project Coordinators

can order on webbest or from UHI Purchasing.

e. For standard storage display doors that are mounted on exterior walls, place the order that is specified with UHI Purchasing. Please email a copy of the DSD blueprint drawings which have the information you wish to order. You will also need to specify a project number, ship to, bill to information when ordering.

UHI Art Dept. - "In General":

1. Will provide copies of the DSD book, two copies to the MCP, and one copy to the ADVP. The DSD book will also be available to download from <https://property.uhaul.com> in the "View or Add documents" section.
2. For window decals, the field must provide window and mullion measurements.
3. For lifestyle banners, the field must provide measurements of the areas where the banners will be hung.

NOTE: Within the DSD book, notes are included stating "Refer to Detail Drawings". If additional non-standard detail drawings are needed to clarify an area of the approved imaging, we will include those drawings within the DSD book. For standard detail drawings, referred to as "Program Books", these items can be found on <https://property.uhaul.com> < Design tab < Art Department Downloads Projects. If you do not find the necessary detail drawing within the DSD book, please contact the facility imaging artist who created the DSD book.

If you have any questions, please e-mail or call my office at the numbers listed below.

Thank you,

Michael Shardy
shardy@uhaul.com
(602)263-6841 # 570124

FACILITY IMAGING CONTACTS:
UHI Art Dept. Facility Imaging Team 1-800-528-0361

Michael Shardy	shardy@uhaul.com	#570124
Tim Mockus	tim_mockus@uhaul.com	#570117
Nicholas Harris	nicholas_harris@uhaul.com	#570114
Adriano Carreon	adriano_carreon@uhaul.com	#570107
Kevin Uehara	kevin_uehara@uhaul.com	#570126

UHI Purchasing 1-800-223-6218
For ordering signage, paint, and fake storage doors, email: order_processing@uhaul.com

UHI Purchasing 1-800-223-6218			
Mandy Morris	mandy_morris@uhaul.com	#545403	supervisor
Tech Center			
Alaine Dennis	alaine_dennis@uhaul.com	#545430	for metal inquiries



FACILITY IMAGING DEPARTMENT

Final Approved Project Work

IMAGING, GENERAL
UMC of "Smyrna-La Vergne"
772080, INDEX OF DRAWINGS-1.0

Issued
01/14/20
Re-Issued
00/00/00

IMPORTANT NOTICE TO U-HAUL MCP/MCO & VENDORS

All Designs & Art specifications are based on information provided by U-Haul MCP/MCO and/or Vendors contracted through MCP/MCO. Therefore, it is the responsibility of the U-Haul MCP/MCO and their Vendors to verify all information in these drawings to be accurate prior to commencing Project Work. **FOR ANY DISCREPANCIES - NOTIFY UHI ART DEPT. PRIOR TO COMMENCING PROJECT WORK.**

Location: UMC - Smyrna-La Vergne
Street: 503 New Paul Rd
City: La Vergne
State / Province: Tennessee
Country / Mail Code: USA / 37086

Designed: Nicholas Harris 01/14/20
Drawing: Nicholas Harris 01/14/20
Approved: Mike Shardy 01/14/20

Drawings to scale. Do Not Use for fabrication, use artwork provided. Questions Call: 1-800-528-0361.

INDEX OF DRAWINGS

Project Cover Letters	Enclosed	File Title
Cover Letter - 01/14/2020	▶	Cover Letter 1-3.pdf
Project Drawing(s)	Enclosed	File Title
1	▶	Project Scope - 1.0.pdf
2-6	▶	Paint Specs - 1-5.pdf
7	▶	Site Map - 1.0.pdf
8	▶	Southeast Paint Detail - 1.0.pdf
9	▶	Southeast Signage Detail - 1.0.pdf
10	▶	Southeast Signage Detail - 2.0.pdf
11	▶	Southeast Wave Detail - 1.0.pdf
12	▶	Southeast Window Detail - 1.0.pdf
13	▶	Southeast Paint Detail - 2.0.pdf
14	▶	Southeast Signage Detail - 3.0.pdf
15	▶	Southeast Signage Detail - 4.0.pdf
16	▶	Southeast Wave Detail - 2.0.pdf
17	▶	Southeast Paint Detail - 3.0.pdf
18	▶	Northeast Paint Detail - 1.0.pdf
19	▶	Northeast Signage Detail - 1.0.pdf
20	▶	Northeast Wave Detail - 1.0.pdf
21	▶	Northeast Window Detail - 1.0.pdf
22	▶	East Elev Rendering - 1.0.pdf
23	▶	Northwest Paint Detail - 1.0.pdf
24	▶	Northwest Paint Detail - 2.0.pdf
25	▶	Northwest Paint Detail - 3.0.pdf
26	▶	Northwest Signage Detail - 1.0.pdf
27	▶	Northwest Window Detail - 1.0.pdf
28	▶	Southwest Paint Detail - 1.0.pdf
29	▶	Southwest Signage Detail - 1.0.pdf
30	▶	Lettering Layout Detail - 1.0.pdf
31	▶	Lettering Layout Detail - 2.0.pdf
32	▶	Drive In Striping Detail - 1.0.pdf
33	▶	Curb Painting Specs - 1.0.pdf

Project Drawing(s)	Enclosed	File Title
34	▶	Hitch Bay Door Specs - 1.0.pdf
35	▶	Drive-In Load/Unload Specs - 1.0.pdf
36	▶	Pavement Striping Detail - 1.0.pdf
37-43	▶	Example Loading Dock - 1.0.pdf
44	▶	69691-005 Metal Wave (BP) - 1.0.pdf
45	▶	69691-006 Metal Wave (BP) - 1.0.pdf
46-48	▶	Metal Wave Installation Instructions - 1.0.pdf
49-51	▶	Window Display Lighting Specs - 1.0.pdf
52	▶	IMAGING CHECKLIST - 1.0.pdf



FACILITY IMAGING DEPARTMENT

Final Approved Project Work

IMAGING, GENERAL
UMC of "Smyrna-La Vergne"
772080, PROJECT SCOPE-1.0

Issued
01/14/20
Re-Issued
00/00/00

IMPORTANT NOTICE TO U-HAUL MCP/MCO & VENDORS

All Designs & Art specifications are based on information provided by U-Haul MCP/MCO and/or Vendors contracted through MCP/MCO. Therefore, it is the responsibility of the U-Haul MCP/MCO and their Vendors to verify all information in these drawings to be accurate prior to commencing Project Work. **FOR ANY DISCREPANCIES - NOTIFY UHI ART DEPT. PRIOR TO COMMENCING PROJECT WORK.**

Location:	UMC - Smyrna-La Vergne	Designed: Nicholas Harris	01/14/20
Street:	503 New Paul Rd	Drawing: Nicholas Harris	01/14/20
City:	La Vergne	Approved: Mike Shardy	01/14/20
State / Province:	Tennessee	Drawings to scale. Do Not Use for fabrication, use artwork provided. Questions Call: 1-800-528-0361.	
Country / Mail Code:	USA / 37086		

PROJECT SCOPE - SITE WORK - GENERAL NOTES 01/14/2020

Contractors wishing to submit bids for this project are to have received and reviewed all drawings listed in the Index of Drawings. If missing a drawing, copies can be obtained by contacting person listed below. Bids are to be submitted along with completed RFP

Reply form to:
Jeff Porter - MCP
MCO Office - 121 Moving Center Ct Madison, TN 37115
PH (800) 858-3998 Ext: 772000 E-mail: jeffery_porter@uhaul.com

Site Visits: It is recommended that before submitting bids, contractor shall familiarize himself with conditions at the site at which he will be required to operate. If possible, contractor is to submit along with bid a list of any site conditions not indicated in drawings which might either incur additional costs to or alter the appearance of the completed project as shown in drawings. If contractor has not visited the site prior to bidding, he will be required to advise UHI MCP within two business days of arrival at site of any conditions requiring additional scope. Any additional cost must be approved in writing by UHI MCP before contractor can begin work. No allowance will be made subsequently to the contractor for any error or change in project cost or schedule through negligence in observing the site condition.

NOTES: Contact UHI-Facility Imaging if you are missing any drawings listed above. All Installation Bids must include all sign application and permitting fees.

IMPORTANT NOTICE TO U-HAUL MCP/MCO & VENDORS

All Designs & Art specifications are based on information provided by U-Haul MCP/MCO and/or Vendors contracted through MCP/MCO. Therefore, it is the responsibility of the U-Haul MCP/MCO and their Vendors to verify all information in these drawings to be accurate prior to commencing Project Work. **FOR ANY DISCREPANCIES - NOTIFY UHI ART DEPT. PRIOR TO COMMENCING PROJECT WORK.**

PAINT SPECIFICATIONS - Standard & Specialty Colors

Paint will be supplied by UHI Mktg. Co. Pres. "MCP" (via UHI Purchasing) to awarded contractor. All other painting materials, supplies, equip. etc. to be noted on contractor bid and provided to MCP.

*** EVERY "PAINT TYPE" SHOULD BE SW SHER-CRYL HIGH PERFORMANCE PAINT LINE (unless specified otherwise on this Paint Color Specification document or noted in writing from an authorized Sherwin-Williams Rep. that this paint line can not be used because of the material it is being painted on, etc.) YOU MUST GET THIS IN WRITING AND APPROVED BY UHI ART OR CONST. DEPTS. PRIOR TO PAINTING.**

When ordering Paint PN's from UHI Purchasing, UHI Purchasing will substitute appropriate SW or Rust-Oleum Paint Brand Type for locations that are considered "VOC" Restricted areas. * Refers to specific info. for various Standard & Low VOC Paint PN's per Rust-Oleum. Rust-Oleum Brand Paint is available through local Home Depot or W.W. Grainger.

Notes To Contractors

Contractor estimates are to be broken into line-items as follows:

1. Prep-work/repair, 2. Sealing/coating work, 3. Labor & Equipment, 4. Materials - Paint spec's calling for matched colors and primers are to be purchased by UHI through the local UHI Agent and the UHI Technical Center. Contractor is to provide UHI with quantity of paint needed for specific project. All other paint materials, other than top coat and primers are to be purchased by contractor and specified on bid.

Contractor to note different building materials to be painted (i.e. concrete, aluminum, steel, wood etc.) and have local Sherwin Williams Representative provide written list of recommendations of paint type (i.e. Sher-Cryl, Acrylic, Direct-To-Metal, etc.) to be used on different materials. List of recommendations is to be copied and sent to UHI Construction Dept. as well as to UHI Facility Imaging for warranty purposes.

SPECIAL NOTE - COLORS MARKED AS P1, P2 and P3, Sherwin-Williams "Sher-Cryl" paint line remains the standard paint line for specific architectural colors where noted. Previous standard paint lines, were "Silicone Alkyd" (replaced by Steel Master 9500 [30% Silicone Alkyd], and Steel Master 9500 (replaced by "Sher-Cryl" paint line - a waterborne paint line). Therefore, when locations are being painted, the vast majority of projects will be completely painted with the "Sher-Cryl" paint line. Sher-Cryl can be used for buildings that were originally painted with Silicone Alkyd or Steel Master if the paint was applied many years ago and the surface for repainting HAS BEEN PROPERLY PREPARED AND IS "CLEAN, DULL-NO SHEEN AND DRY. If the building was originally painted with Silicone Alkyd or Steel Master paint and the building requires only "touch-up" painting and/or small repairs, etc. and the existing paint is in good condition, etc. - Use the Sher-Cryl paint line for these small repairs also, etc., provided that the surface HAS BEEN PROPERLY PREPARED AND IS "CLEAN, DULL-NO SHEEN AND DRY. ALWAYS CONSULT YOUR LOCAL SHERWIN-WILLIAMS REPRESENTATIVE FOR PROPER PREPARATION DETAILS, ETC.

ADDITIONAL NOTE: Paint descriptions with "Std. SW Pkg. Factory Color" denotes a standard Sherwin-Williams Factory color THAT IS NOT TINTABLE (and can not be tinted to another shade, color, etc.)

Ultra White - HIGH-GLOSS

Sher-Cryl High Performance Acrylic Brand. Std. SW Pkg. Factory color. SW PN B66-W300 Ultra White
1 gal. PN 10271-148, 5 gal. PN 10271-149

P1

Ultra White SW PN B66-W300 is a non-tintable factory made paint color. Never substitute with SW PN B66-W311 White Base which is a "tintable" base and used ONLY to tint colors.

Light Gray - HIGH-GLOSS

Sher-Cryl High Performance Acrylic Brand. Local SW Store matched color. 1 gal. PN 10271-158, 5 gal. PN 10271-159

P2

Medium Gray - HIGH-GLOSS

Sher-Cryl High Performance Acrylic Brand. Local SW Store matched color. 1 gal. PN 10271-160, 5 gal. PN 10271-161

P3

N/A Eggshell Black - EGGSHELL GLOSS

Bondplex Brand - SW REX #B71BW0200. Std. SW Pkg. Factory color. 1 gal. PN 10271-164

P4

Green - HIGH-GLOSS

Sher-Cryl High Performance Acrylic Brand. Local SW Store matched color. 1 gal. PN 10271-171, 5 gal. PN 10271-172

P5

AUTOMOTIVE PAINT - DO NOT SUBSTITUTE w/SHER-CRYL PAINT LINE

Sierra Sunset - HIGH-GLOSS "AUTOMOTIVE" Acrylic Enamel
Purchase through **Webbest** or contact UHI Purchasing.
THIS CAN NOT BE PURCHASED LOCALLY.

P6

Note: Paint can NOT be shipped air. Allow delivery transit time (4-6 days).
For Complete Pkg. w/ Paint & Retarder Mix, Hardner/Catalyst for 1 gal. For U.S. Order 1 gal. PN 10271-175.

CANADA: Paint # P239789B • Hardner/Catalyst # DH657

Retarder # Universal Retarder (or # DLV713

INFORMATION BELOW IS FOR BRUSH/ROLLER/SPRAY APPLICATIONS of P6 Sierra Sunset Automotive ACRYLIC ENAMEL:

Mix Ratio - Brush/Roller Use: For every 32 oz. (1Qt.) of Paint add 8 oz. (1/2 Pint) of Hardener. Then add 1/2 oz. of Retarder.

Mix Ratio - Spray Gun(s) Use: Manufacturer(s) recommended reducer(s) and quantities of, etc.

For California or other "VOC" restricted area(s), refer to uhaul.net, Publication #TN533. Order Paint, Hardner, & Retarder as per bulletin.

Paint # D639789 • Hardner/Catalyst # DH656 Retarder # Universal Retarder

For any questions please call:

Purchasing - Mandy Morris at 480.893.1736 or Voip 545403

or mandy_morris@uhaul.com

Paint - Janet Jacksonpark (Paint Supplier) at 1-480-835-0971.

Sherwin Williams "Chrome Yellow" - HIGH-GLOSS

Steelmaster 9500 Brand. Local SW Store matched color. 1 gal. PN 10271-173, 5 gal. PN 10271-174.

P7

Sherwin Williams "Traffic Yellow" - FLAT

Setfast Acrylic Waterborne Traffic Marking Paint. Std. SW Factory color. (Formerly ProMar Alkyd Traffic Paint Brand.)
(TRAFFIC MARKING PAINT ONLY) 1 gal. N/A, 5 gal. PN 10271-163.

P8

This Is Not A Sherwin-Williams Product! Forest Green - HIGH-GLOSS*

Rust-Oleum Brand Name Only. Hi-Performance Industrial Alkyd Enamel
IF NEEDING - Std. DTM "450 VOC" or Low - DTM "340 VOC" uses (Rust-Oleum PN 245388 formerly 3438402)* 1 Gal. UH PN 10271-168.

IF NEEDING - Low DTM "100 VOC" (formerly Low - DTM "250 VOC") (Rust-Oleum PN 255612 formerly 215954)* 1 Gal. UH PN 10271-167.

P9

Black - HIGH-GLOSS

Sher-Cryl High Performance Acrylic Brand. Std. SW Pkg. Factory color. 1 gal. PN 10271-166, 5 gal. PN - N/A (SW does not provide)

P10

FOR SPECIALTY "BLACK" PAINT USE: METAL STOREFRONTS & METAL FRAMED WINDOWS DOOR FRAME, TRIM, WINDOW SASH, ETC. (See Detailed Drawing[s] for additional info)

Eggshell Black - EGGSHELL FINISH

SEM Brand - SEM # 39141 (Gal), # 39144 (Qt). Std. Pkg. Factory color. 1 gal. PN 10271-181, 1 qt. PN 10271-182

P100

FOR GENERAL "BLACK" PAINT USE: (See Detailed Drawing[s] for additional info)

This Is Not A Sherwin-Williams Product! Flat Black - FLAT FINISH*

Rust-Oleum Brand Name Only. Hi-Performance Industrial Alkyd Enamel
Standard is DTM "450 VOC" (R.O. #412402) - 1 gal. PN 10271-183
Substitutions are allowed for "Low VOC" Areas:
Low 340 VOC" (R.O. #245387) or Low 100 VOC" (R.O. #255609)

P101

Safety Thermal White - HIGH-GLOSS

Contact Propane Program Manager, John Barnett, UHI Marketing for specifications.

P901

U-HAUL® STANDARD COLORS

U-HAUL® STANDARD COLORS

U-HAUL® STANDARD COLORS

IMPORTANT NOTICE TO U-HAUL MCP/MCO & VENDORS

All Designs & Art specifications are based on information provided by U-Haul MCP/MCO and/or Vendors contracted through MCP/MCO. Therefore, it is the responsibility of the U-Haul MCP/MCO and their Vendors to verify all information in these drawings to be accurate prior to commencing Project Work. **FOR ANY DISCREPANCIES - NOTIFY UHI ART DEPT. PRIOR TO COMMENCING PROJECT WORK.**

PAINT SPECIFICATIONS - Standard & Specialty Colors

Paint will be supplied by UHI Mktg. Co. Pres. "MCP" (via UHI Purchasing) to awarded contractor. All other painting materials, supplies, equip. etc. to be noted on contractor bid and provided to MCP.

*** EVERY "PAINT TYPE" SHOULD BE SW SHER-CRYL HIGH PERFORMANCE PAINT LINE (unless specified otherwise on this Paint Color Specification document or noted in writing from an authorized Sherwin-Williams Rep. that this paint line can not be used because of the material it is being painted on, etc.) YOU MUST GET THIS IN WRITING AND APPROVED BY UHI ART OR CONST. DEPTS. PRIOR TO PAINTING.**

When ordering Paint PN's from UHI Purchasing, UHI Purchasing will substitute the appropriate SW or Rust-Oleum Paint Brand Type for locations that are considered "VOC" Restricted areas. * Refers to specific info. for various Standard & Low VOC Paint PN's per Rust-Oleum - 2008-05-18 and 2010-11-22).

Notes To Contractors

Contractor estimates are to be broken into line-items as follows:

1. Prep-work/repair, 2. Sealing/coating work, 3. Labor & Equipment, 4. Materials - Paint spec's calling for matched colors and primers are to be purchased by UHI through the local UHI Agent and the UHI Technical Center. Contractor is to provide UHI with quantity of paint needed for specific project. All other paint materials, other than top coat and primers are to be purchased by contractor and specified on bid.

Contractor to note different building materials to be painted (i.e. concrete, aluminum, steel, wood etc.) and have local Sherwin Williams Representative provide written list of recommendations of paint type (i.e. Sher-Cryl, Acrylic, Direct-To-Metal, etc.) to be used on different materials. List of recommendations is to be copied and sent to UHI Construction Dept. as well as to UHI Facility Imaging for warranty purposes.

U-HAUL@PROJECT "SITE SPECIFIC" COLORS

U-HAUL@PROJECT "SITE SPECIFIC" COLORS

U-HAUL@PROJECT "SITE SPECIFIC" COLORS

SW 2199 "August Moon" - HIGH-GLOSS Standard SW color number. *Use Sher-Cryl Brand. 1 gal. PN 10271-150, 5 gal. PN 10271-151.	P11	Green - HIGH-GLOSS Sherwin-Williams to color match to Powder Coat Color Brand "Protech" "HS22G143". *Use Sher-Cryl Brand.	P21	SW 6108 "Latte" - HIGH-GLOSS Standard SW color number. *Use Sher-Cryl Brand.	P31
SW 2197 "Yellow Stone" - HIGH-GLOSS Standard SW color number. *Use Sher-Cryl Brand. 1 gal. PN 10271-152, 5 gal. PN 10271-153.	P12	Goldenrod - HIGH-GLOSS Sherwin-Williams to color match to Powder Coat Color Brand "Tiger Drylac" "RAL 1006". *Use Sher-Cryl Brand.	P22	SW 6154 "Nacre" - HIGH-GLOSS Standard SW color number. *Use Sher-Cryl Brand.	P32
SW 2101 "Whitewater" - HIGH-GLOSS Standard SW color number. *Use Sher-Cryl Brand.	P13	SW 6120 "Believable Buff" - HIGH-GLOSS Standard SW color number. *Use Sher-Cryl Brand.	P23	SW 6214 "Underseas" - HIGH-GLOSS Standard SW color number. *Use Sher-Cryl Brand.	P33
SW 2333 "Impressive Ivory" - HI-GLOSS Standard SW color number. *Use Sher-Cryl Brand.	P14	N/A SW 6223 "Still Water" - HIGH-GLOSS Standard SW color number. *Use Sher-Cryl Brand.	P24	SW 6793 "Bluebell" - HIGH-GLOSS Standard SW color number. *Use Sher-Cryl Brand.	P34
N/A Green - HIGH-GLOSS SW Interior Paint Type. Local SW Store matched color. Match existing Rust-Oleum Forest Green PN 7638.	P15	SW 6161 "Nonchalant White" - HIGH-GLOSS Standard SW color number. *Use Sher-Cryl Brand.	P25	SW 6195 "Rock Garden" - HIGH-GLOSS Standard SW color number. *Use Sher-Cryl Brand.	P35
SW 7040 "Smokehouse" - HIGH-GLOSS Standard SW color number. *Use Sher-Cryl Brand.	P16	SW 6227 "Meditative" - HIGH-GLOSS Standard SW color number. *Use Sher-Cryl Brand.	P26	SW 6927 "Green Belt" - HIGH-GLOSS Standard SW color number. *Use Sher-Cryl Brand.	P36
SW 2103 Stonewalk - HIGH-GLOSS Standard SW color number. *Use Sher-Cryl Brand.	P17	SW 7035 "Aesthetic White" - HIGH-GLOSS Standard SW color number. *Use Sher-Cryl Brand.	P27	SW 6747 "Argyle" - HIGH-GLOSS Standard SW color number. *Use Sher-Cryl Brand.	P37
SW 2155 Georgetown - HIGH-GLOSS Standard SW color number. *Use Sher-Cryl Brand.	P18	SW 7036 "Accesible Biege" - HIGH-GLOSS Standard SW color number. *Use Sher-Cryl Brand.	P28	SW 6959 "Blue Chip" - HIGH-GLOSS Standard SW color number. *Use Sher-Cryl Brand.	P38
N/A SW Bellwest Extra White - HIGH-GLOSS Specialty-Mixed SW color (Pink) PN is N/A - local store mix - Cave Creek Store - Phoenix, AZ	P19	SW 7037 "Balanced Beige" - HIGH-GLOSS Standard SW color number. *Use Sher-Cryl Brand.	P29	SW 6141 "Softer Tan" - HIGH-GLOSS Standard SW color number. *Use Sher-Cryl Brand.	P39
SW 1552 Baroque Plum - HIGH-GLOSS This is an interior SW color number, and needs to be mixed to exterior specs. *Use Sher-Cryl Brand.	P20	SW 7038 "Tony Taupe" - HIGH-GLOSS Standard SW color number. *Use Sher-Cryl Brand.	P30	SW 6924 "Direct Green" - HIGH-GLOSS Standard SW color number. *Use Sher-Cryl Brand.	P40

To enlarge print from 8-1/2" x 11" to 11" x 17" - Set printing page set up to approximately 130%.

3 of 52

IMPORTANT NOTICE TO U-HAUL MCP/MCO & VENDORS

All Designs & Art specifications are based on information provided by U-Haul MCP/MCO and/or Vendors contracted through MCP/MCO. Therefore, it is the responsibility of the U-Haul MCP/MCO and their Vendors to verify all information in these drawings to be accurate prior to commencing Project Work. **FOR ANY DISCREPANCIES - NOTIFY UHI ART DEPT. PRIOR TO COMMENCING PROJECT WORK.**

PAINT SPECIFICATIONS - Standard & Specialty Colors

Paint will be supplied by UHI Mktg. Co. Pres. "MCP" (via UHI Purchasing) to awarded contractor. All other painting materials, supplies, equip. etc. to be noted on contractor bid and provided to MCP.

*** EVERY "PAINT TYPE" SHOULD BE SW SHER-CRYL HIGH PERFORMANCE PAINT LINE (unless specified otherwise on this Paint Color Specification document or noted in writing from an authorized Sherwin-Williams Rep. that this paint line can not be used because of the material it is being painted on, etc.) YOU MUST GET THIS IN WRITING AND APPROVED BY UHI ART OR CONST. DEPTS. PRIOR TO PAINTING.**

When ordering Paint PN's from UHI Purchasing, UHI Purchasing will substitute the appropriate SW or Rust-Oleum Paint Brand Type for locations that are considered "VOC" Restricted areas.

*** Refers to specific info. for various Standard & Low VOC Paint PN's per Rust-Oleum - 2008-05-18 and 2010-11-22).**

Notes To Contractors

Contractor estimates are to be broken into line-items as follows:

1. Prep-work/repair, 2. Sealing/coating work, 3. Labor & Equipment, 4. Materials - Paint spec's calling for matched colors and primers are to be purchased by UHI through the local UHI Agent and the UHI Technical Center. Contractor is to provide UHI with quantity of paint needed for specific project. All other paint materials, other than top coat and primers are to be purchased by contractor and specified on bid.

Contractor to note different building materials to be painted (i.e. concrete, aluminum, steel, wood etc.) and have local Sherwin Williams Representative provide written list of recommendations of paint type (i.e. Sher-Cryl, Acrylic, Direct-To-Metal, etc.) to be used on different materials. List of recommendations is to be copied and sent to UHI Construction Dept. as well as to UHI Facility Imaging for warranty purposes.

U-HAUL® PROJECT "SITE SPECIFIC" COLORS

U-HAUL® PROJECT "SITE SPECIFIC" COLORS

U-HAUL® PROJECT "SITE SPECIFIC" COLORS

SW 6514 "Respite Blue" - **HIGH-GLOSS**
Standard SW color number.
**Use Sher-Cryl Brand.* P41

SW 6122 "Camelback" - **HIGH-GLOSS**
Standard SW color number.
**Use Sher-Cryl Brand.* P42

N/A Eggshell "Blue-Black" - **FLAT**
Standard SW color number.
**Use TBD Brand.* P43

N/A "Blue-Black" - **HIGH-GLOSS**
Standard SW color number.
**Use Sher-Cryl Brand.* P44

SW 0057 "Chinese Red" - **HIGH-GLOSS**
Standard SW color number.
**Use Sher-Cryl Brand.* P45

SW 4056 "Blueprint" - **HIGH-GLOSS**
Standard SW color number (SW # from SW Industrial & Marine protective coatings brochure). **Use Sher-Cryl Brand.* P46

SW 6926 "Lucky Green" - **HIGH-GLOSS**
Standard SW color number.
**Use Sher-Cryl Brand.* P47

SW 2208 "Mesa Tan" - **HIGH-GLOSS**
Standard SW color number.
**Use Sher-Cryl Brand.* P48

SW 6787 "Fountain" - **HIGH-GLOSS**
Standard SW color number.
**Use Sher-Cryl Brand.* P49

MFG AS EXTERIOR SHER-CRYL BRAND MATCH TO INTERIOR COLOR SW 1429 "Pistachio" - **HIGH-GLOSS**
Standard SW "Interior" color number.
**Use Sher-Cryl Brand.* P50

Sherwin Williams "Safety Red" - **HIGH-GLOSS**
Industrial Enamel (Alkyd) B54R38 Series. Factory SW matched color.
1 gal. PN 10271-000, 5 gal. PN 10271-000. P51

SW 6758 "Aquaduct" - **HIGH-GLOSS**
Standard SW color number.
**Use Sher-Cryl Brand.* P52

SW 6887 "Navel (Orange)" - **HIGH-GLOSS**
Standard SW color number.
**Use Sher-Cryl Brand.* P53

SW 6510 "Loyal Blue" - **HIGH-GLOSS**
Standard SW color number.
**Use Sher-Cryl Brand.* P54

SW 6768 "Gulfstream" - **HIGH-GLOSS**
Standard SW color number.
**Use Sher-Cryl Brand.* P55

SW 7075 "Web Gray" - **HIGH-GLOSS**
Standard SW color number.
**Use Sher-Cryl Brand.* P56

SW 6182 "Ethereal White" - **HIGH-GLOSS**
Standard SW color number.
**Use Sher-Cryl Brand.* P57

SW 6149 "Relaxed Khaki" - **HIGH-GLOSS**
Standard SW color number.
**Use Sher-Cryl Brand.* P58

SW 7011 "Natural Choice" - **HIGH-GLOSS**
Standard SW color number.
**Use Sher-Cryl Brand.* P59

SW 7707 "Copper Wire" - **HIGH-GLOSS**
Standard SW color number.
**Use Sher-Cryl Brand.* P60

SW 6451 "Nurture Green" - **HIGH-GLOSS**
Standard SW color number.
**Use Sher-Cryl Brand.* P61

SW 6767 "Aquarium" - **HIGH-GLOSS**
Standard SW color number.
**Use Sher-Cryl Brand.* P62

SW 6884 Obstinate Orange" - **HIGH-GLOSS**
Standard SW color number.
**Use Sher-Cryl Brand.* P63

IMPORTANT NOTICE TO U-HAUL MCP/MCO & VENDORS

All Designs & Art specifications are based on information provided by U-Haul MCP/MCO and/or Vendors contracted through MCP/MCO. Therefore, it is the responsibility of the U-Haul MCP/MCO and their Vendors to verify all information in these drawings to be accurate prior to commencing Project Work. **FOR ANY DISCREPANCIES - NOTIFY UHI ART DEPT. PRIOR TO COMMENCING PROJECT WORK.**

FOR SPECIALTY "BLACK" PAINT USE:
Metal Storefronts & Metal Framed Windows Door Frame, Trim, Window Sash, Etc.
 (See Detailed Drawing[s] within Location Design Set Drawing Manual For Additional Info)

Eggshell Black - EGGSHELL FINISH

SEM Brand - SEM # 39141 (Gal), # 39144 (Qt). Std. Pkg. Factory color.
 1 gal. PN 10271-181, 1 qt. PN 10271-182

P100

FOR GENERAL "BLACK" PAINT USE:
General Solid Doors, Restroom Doors, Bay Doors, Frame and Trim, Etc.
 (See Detailed Drawing[s] within Location Design Set Drawing Manual For Additional Info)

Flat Black - FLAT FINISH*

Rust-Oleum Brand Name Only. Hi-Performance Industrial Alkyd Enamel Standard is DTM "450 VOC" (R.O. #412402) - 1 gal. PN 10271-183
 Substitutions are allowed for "Low VOC" Areas:
 Low 340 VOC" (R.O. #245387) or Low 100 VOC" (R.O. #255609)

P101

AUTOMOTIVE PAINT - DO NOT SUBSTITUTE w/SHER-CRYL PAINT LINE USED FOR PRIMING TRUCK REAR DOORS PRIOR TO PAINTING U-HAUL SIERRA SUNSET COLOR [P6].

P102

Sherwin-Williams Automotive Paint - "PRIMER" GRAY

SW Brand - SW # DS679 (Gal)
 3.5 VOC ENAMEL SEALER GRAY
 1 gal. PN DS679

NOTE: The "appropriate Reducer" IS NOT INCLUDED. Confirm correct Reducer when Ordering.

FOR LOW VOC RESTRICTED AREAS USE

SW Brand - SW # DS687 (Gal)
 2.1 VOC ACRYLIC URETHANE SEALER GRAY
 1 gal. PN DS687

NOTE: The "appropriate Reducer" IS NOT INCLUDED. Confirm correct Reducer when Ordering.

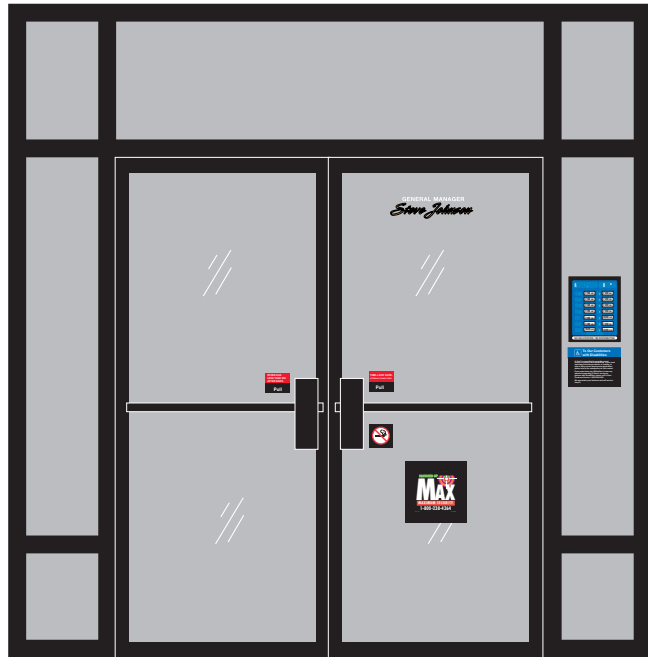
ALL PURCHASES MUST BE PLACED THROUGH Webbest and contact UHI Purchasing when ordering.

For any questions please call:

Purchasing - Mandy Morris at 1-800-223-6218 or Voip 545403
 or mandy_morris@uhaul.com

Paint - Janet Jacksonpark (Paint Supplier) at 1-480-835-0971.

U-HAUL® PROJECT "SITE SPECIFIC" COLORS



Paint Door Frame(s), Window(s), Mullion(s), Sash(s), etc.
 (ALWAYS REFER TO YOUR ART DEPT.
 DESIGN SET DRAWING MANUAL - FOR EACH LOCATION.)



Paint Solid Doors, Restroom Doors, Bay Doors,
 Frame and Trim, etc.
 (ALWAYS REFER TO YOUR ART DEPT.
 DESIGN SET DRAWING MANUAL - FOR EACH LOCATION.)

IMPORTANT NOTICE TO U-HAUL MCP/MCO & VENDORS

All Designs & Art specifications are based on information provided by U-Haul MCP/MCO and/or Vendors contracted through MCP/MCO. Therefore, it is the responsibility of the U-Haul MCP/MCO and their Vendors to verify all information in these drawings to be accurate prior to commencing Project Work. **FOR ANY DISCREPANCIES - NOTIFY UHI ART DEPT. PRIOR TO COMMENCING PROJECT WORK.**

PAINT SPECIFICATIONS - Standard & Specialty Colors

Paint will be supplied by UHI Mktg. Co. Pres. "MCP" (via UHI Purchasing) to awarded contractor. All other painting materials, supplies, equip. etc. to be noted on contractor bid and provided to MCP.

*** EVERY "PAINT TYPE" SHOULD BE SW SHER-CRYL HIGH PERFORMANCE PAINT LINE**
(unless specified otherwise on this Paint Color Specification document or noted in writing from an authorized Sherwin-Williams Rep. that this paint line can not be used because of the material it is being painted on, etc.)
YOU MUST GET THIS IN WRITING AND APPROVED BY UHI ART OR CONST. DEPTS. PRIOR TO PAINTING.

When ordering Paint PN's from UHI Purchasing, UHI Purchasing will substitute appropriate SW or Rust-Oleum Paint Brand Type for locations that are considered "VOC" Restricted areas.
 * Refers to specific info. for various Standard & Low VOC Paint PN's per Rust-Oleum.
 Rust-Oleum Brand Paint is available through local Home Depot or W.W. Grainger.

Notes To Contractors

Contractor estimates are to be broken into line-items as follows:

1. Prep-work/repair, 2. Sealing/coating work, 3. Labor & Equipment, 4. Materials - Paint spec's calling for matched colors and primers are to be purchased by UHI through the local UHI Agent and the UHI Technical Center. Contractor is to provide UHI with quantity of paint needed for specific project. All other paint materials, other than top coat and primers are to be purchased by contractor and specified on bid.

Contractor to note different building materials to be painted (i.e. concrete, aluminum, steel, wood etc.) and have local Sherwin Williams Representative provide written list of recommendations of paint type (i.e. Sher-Cryl, Acrylic, Direct-To-Metal, etc.) to be used on different materials. List of recommendations is to be copied and sent to UHI Construction Dept. as well as to UHI Facility Imaging for warranty purposes.

SPECIAL NOTE - COLORS MARKED AS P1, P2 and P3, Sherwin-Williams "Sher-Cryl" paint line remains the standard paint line for specific architectural colors where noted. Previous standard paint lines, were "Silicone Alkyd" (replaced by Steel Master 9500 [30% Silicone Alkyd], and Steel Master 9500 (replaced by "Sher-Cryl" paint line - a waterborne paint line). Therefore, when locations are being painted, the vast majority of projects will be completely painted with the "Sher-Cryl" paint line. Sher-Cryl can be used for buildings that were originally painted with Silicone Alkyd or Steel Master if the paint was applied many years ago and the surface for repainting HAS BEEN PROPERLY PREPARED AND IS "CLEAN, DULL-NO SHEEN AND DRY. If the building was originally painted with Silicone Alkyd or Steel Master paint and the building requires only "touch-up" painting and/or small repairs, etc. and the existing paint is in good condition, etc. - Use the Sher-Cryl paint line for these small repairs also, etc., provided that the surface HAS BEEN PROPERLY PREPARED AND IS "CLEAN, DULL-NO SHEEN AND DRY. ALWAYS CONSULT YOUR LOCAL SHERWIN-WILLIAMS REPRESENTATIVE FOR PROPER PREPERATION DETAILS, ETC.

ADDITIONAL NOTE: Paint descriptions with "Std. SW Pkg. Factory Color" denotes a standard Sherwin-Williams Factory color THAT IS NOT TINTABLE (and can not be tinted to another shade, color, etc.)

White - SEMI-GLOSS

Sher-Cryl High Performance Acrylic Brand. Std. SW Pkg. Factory color.
 SW PN B66-W351 Extra White
 1 gal. PN N/A, 5 gal. PN N/A

P902

Extra White SW PN B66-W351 is a "Specialty Color" for only one interior paint project. Do Not Use for any other Project unless specifically called out in DSD Design Set Drawings.

The "Specialty Color" #902 when used over "CMU" Block (Concrete Masonry Unit) should be applied after CMU has been properly cleaned, dry and as an appropriate "block filler" such as Sherwin-Williams Pro Industrial Heavy-Duty Block Filler, PN B42W00150.

IMPORTANT NOTE FOR PROPER PAINT APPLICATION:

To prevent "Pinhole" effect and not having 100% coverage of of Block Filler on irregular "CMU" Block surface(s), Block Filler should be applied in a three (3) stage process.

All stages should be done in sequence while the paint is still wet and not dry between stages.

Stage 1 - Spray Stage 2 - BackRoller Stage 3 - Spray

For any questions concerning Sherwin-Williams recommendation for application, etc., contact:

Rod Mosquera, Product Mgr., National Accounts 1-253-318-8084

U-HAUL® STANDARD COLORS


U-HAUL® STANDARD COLORS

U-HAUL® STANDARD COLORS

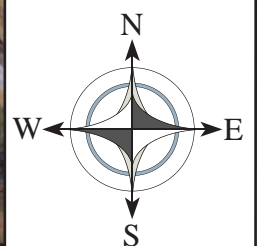
IMPORTANT NOTICE TO U-HAUL MCP/MCO & VENDORS

All Designs & Art specifications are based on information provided by U-Haul MCP/MCO and/or Vendors contracted through MCP/MCO. Therefore, it is the responsibility of the U-Haul MCP/MCO and their Vendors to verify all information in these drawings to be accurate prior to commencing Project Work. **FOR ANY DISCREPANCIES - NOTIFY UHI ART DEPT. PRIOR TO COMMENCING PROJECT WORK.**

Location:	UMC - Smyrna-La Vergne	Designed:	Nicholas Harris	01/14/20
Street:	503 New Paul Rd	Drawing:	Nicholas Harris	01/14/20
City:	La Vergne	Approved:	Mike Shardy	01/14/20
State / Province:	Tennessee	Drawings to scale. Do Not Use for fabrication, use artwork provided. Questions Call: 1-800-528-0361.		
Country / Mail Code:	USA / 37086			



- ① = Southeast
- ② = Northeast
- ③ = Northwest
- ④ = Southwest





FACILITY IMAGING DEPARTMENT

Final Approved Project Work

IMAGING, GENERAL

UMC of "Smyrna-La Vergne"

772080, SOUTHEAST PAINT DETAIL-1.0

Issued
01/14/20
Re-Issued
00/00/00

IMPORTANT NOTICE TO U-HAUL MCP/MCO & VENDORS

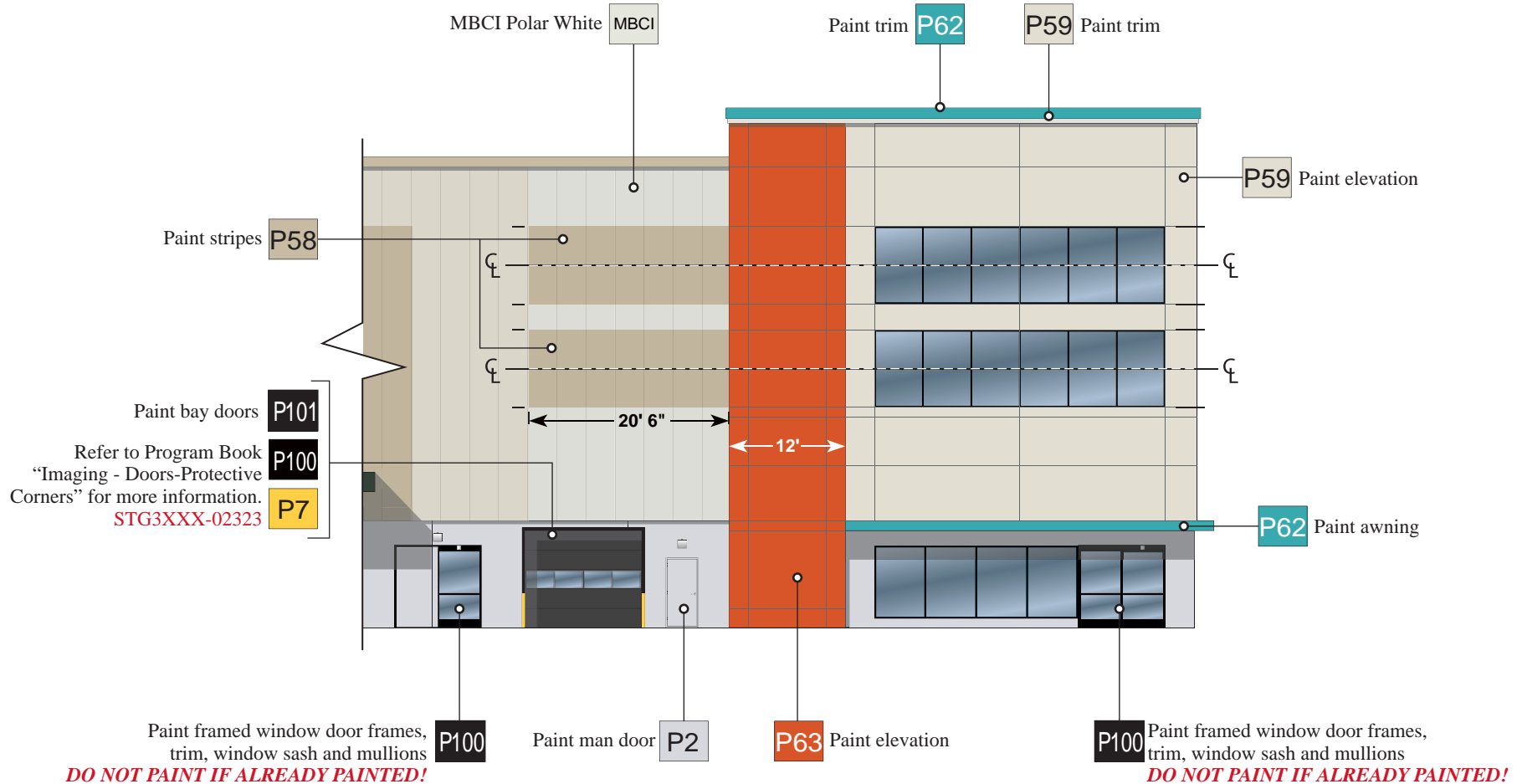
All Designs & Art specifications are based on information provided by U-Haul MCP/MCO and/or Vendors contracted through MCP/MCO. Therefore, it is the responsibility of the U-Haul MCP/MCO and their Vendors to verify all information in these drawings to be accurate prior to commencing Project Work. **FOR ANY DISCREPANCIES - NOTIFY UHI ART DEPT. PRIOR TO COMMENCING PROJECT WORK.**

Location: UMC - Smyrna-La Vergne
Street: 503 New Paul Rd
City: La Vergne
State / Province: Tennessee
Country / Mail Code: USA / 37086

Designed: Nicholas Harris 01/14/20
Drawing: Nicholas Harris 01/14/20
Approved: Mike Shardy 01/14/20

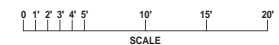
Drawings to scale. Do Not Use for fabrication, use artwork provided. Questions Call: 1-800-528-0361.

NOTE: All paint needs to be ordered from UHI Purchasing - order_processing@uhaul.com.



1 Southeast Elevation
Site Imaging - Paint

NOTE: Facility Imaging Basics Program Books can be found on property.uhaul.com under the DESIGN tab >> Art Department Downloads Projects.



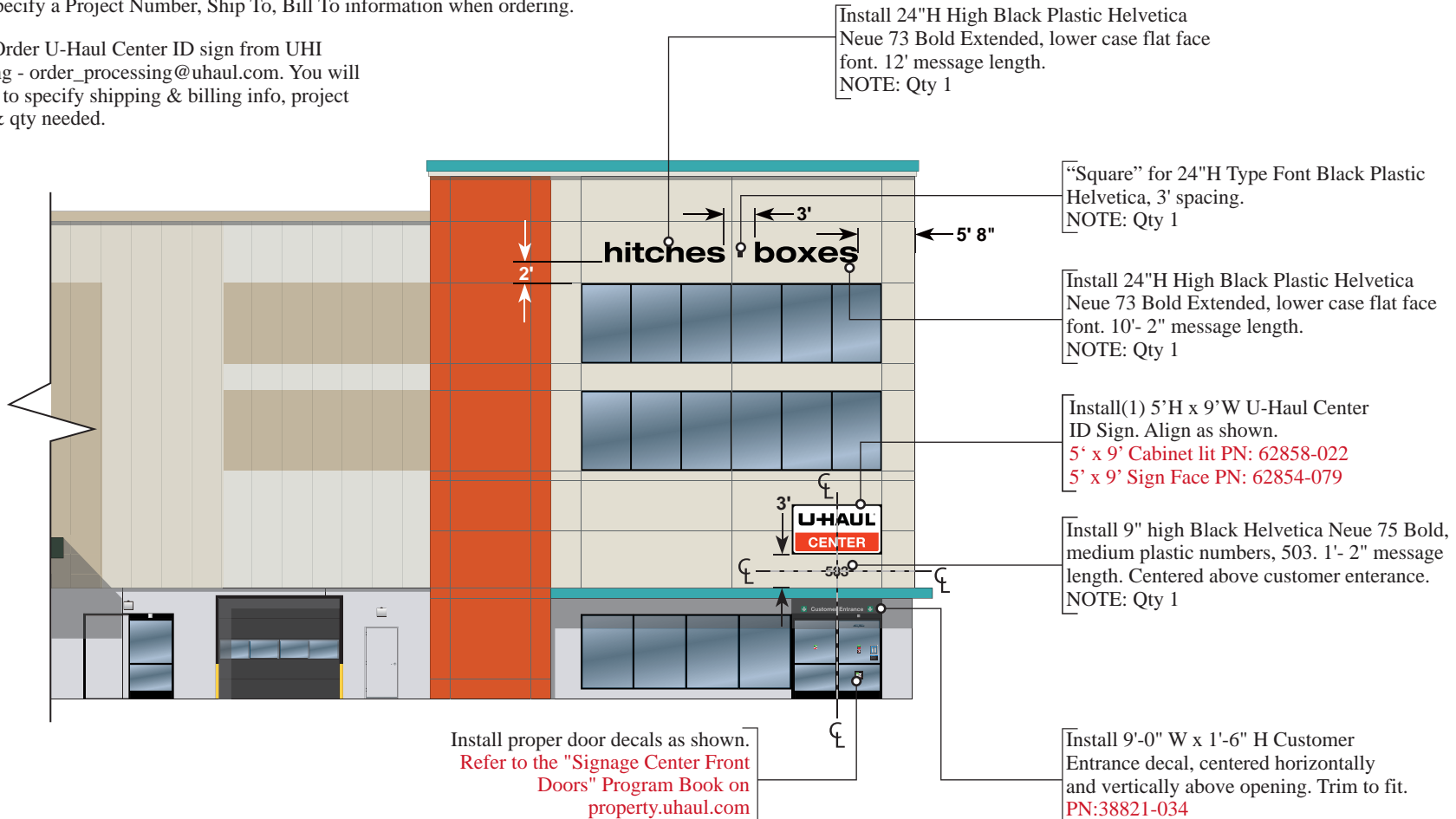
IMPORTANT NOTICE TO U-HAUL MCP/MCO & VENDORS

All Designs & Art specifications are based on information provided by U-Haul MCP/MCO and/or Vendors contracted through MCP/MCO. Therefore, it is the responsibility of the U-Haul MCP/MCO and their Vendors to verify all information in these drawings to be accurate prior to commencing Project Work. **FOR ANY DISCREPANCIES - NOTIFY UHI ART DEPT. PRIOR TO COMMENCING PROJECT WORK.**

Location:	UMC - Smyrna-La Vergne	Designed:	Nicholas Harris	01/14/20
Street:	503 New Paul Rd	Drawing:	Nicholas Harris	01/14/20
City:	La Vergne	Approved:	Mike Shardy	01/14/20
State / Province:	Tennessee	Drawings to scale. Do Not Use for fabrication, use artwork provided. Questions Call: 1-800-528-0361.		
Country / Mail Code:	USA / 37086			

NOTE: Order all advertising building lettering, modular sign faces, cabinets, etc. required to complete re-imaging project as noted". For standard plastic lettering - Order the items specified from UHI Purchasing - order_processing@uhaul.com. You will also need to specify a Project Number, Ship To, Bill To information when ordering.

NOTE: Order U-Haul Center ID sign from UHI Purchasing - order_processing@uhaul.com. You will also need to specify shipping & billing info, project number & qty needed.



Install proper door decals as shown.
Refer to the "Signage Center Front Doors" Program Book on property.uhaul.com

IMPORTANT NOTICE TO U-HAUL MCP/MCO & VENDORS

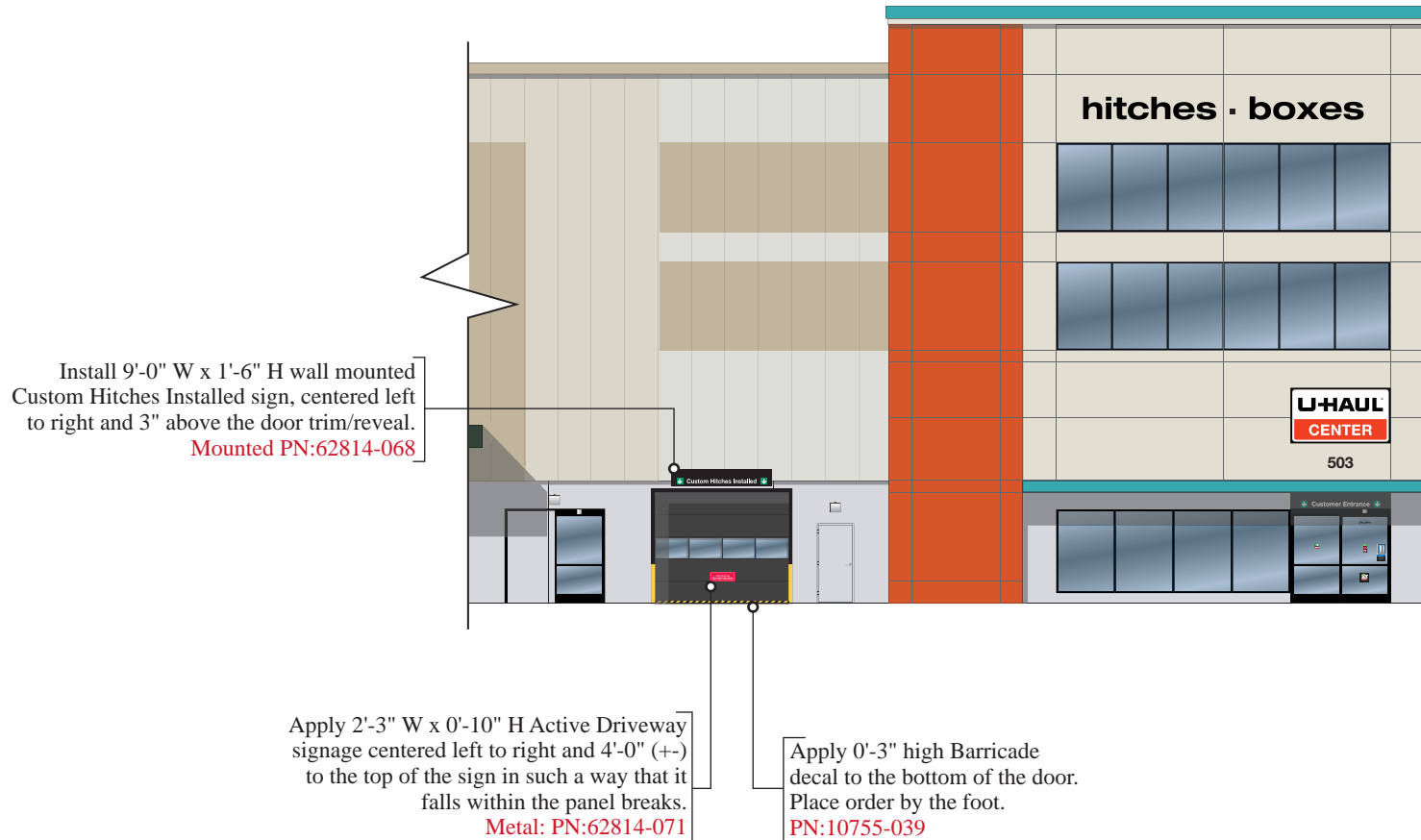
All Designs & Art specifications are based on information provided by U-Haul MCP/MCO and/or Vendors contracted through MCP/MCO. Therefore, it is the responsibility of the U-Haul MCP/MCO and their Vendors to verify all information in these drawings to be accurate prior to commencing Project Work. **FOR ANY DISCREPANCIES - NOTIFY UHI ART DEPT. PRIOR TO COMMENCING PROJECT WORK.**

Location: UMC - Smyrna-La Vergne
Street: 503 New Paul Rd
City: La Vergne
State / Province: Tennessee
Country / Mail Code: USA / 37086

Designed: Nicholas Harris 01/14/20
Drawing: Nicholas Harris 01/14/20
Approved: Mike Shardy 01/14/20

Drawings to scale. Do Not Use for fabrication, use artwork provided. Questions Call: 1-800-528-0361.

NOTE: You can order Signage from WEBBEST.
Use part numbers listed below when ordering.



IMPORTANT NOTICE TO U-HAUL MCP/MCO & VENDORS

All Designs & Art specifications are based on information provided by U-Haul MCP/MCO and/or Vendors contracted through MCP/MCO. Therefore, it is the responsibility of the U-Haul MCP/MCO and their Vendors to verify all information in these drawings to be accurate prior to commencing Project Work. **FOR ANY DISCREPANCIES - NOTIFY UHI ART DEPT. PRIOR TO COMMENCING PROJECT WORK.**

Location: UMC - Smyrna-La Vergne
Street: 503 New Paul Rd
City: La Vergne
State / Province: Tennessee
Country / Mail Code: USA / 37086

Designed: Nicholas Harris 01/14/20
Drawing: Nicholas Harris 01/14/20
Approved: Mike Shardy 01/14/20

Drawings to scale. Do Not Use for fabrication, use artwork provided. Questions Call: 1-800-528-0361.

NOTE: You can order metal waves from WEBBEST.

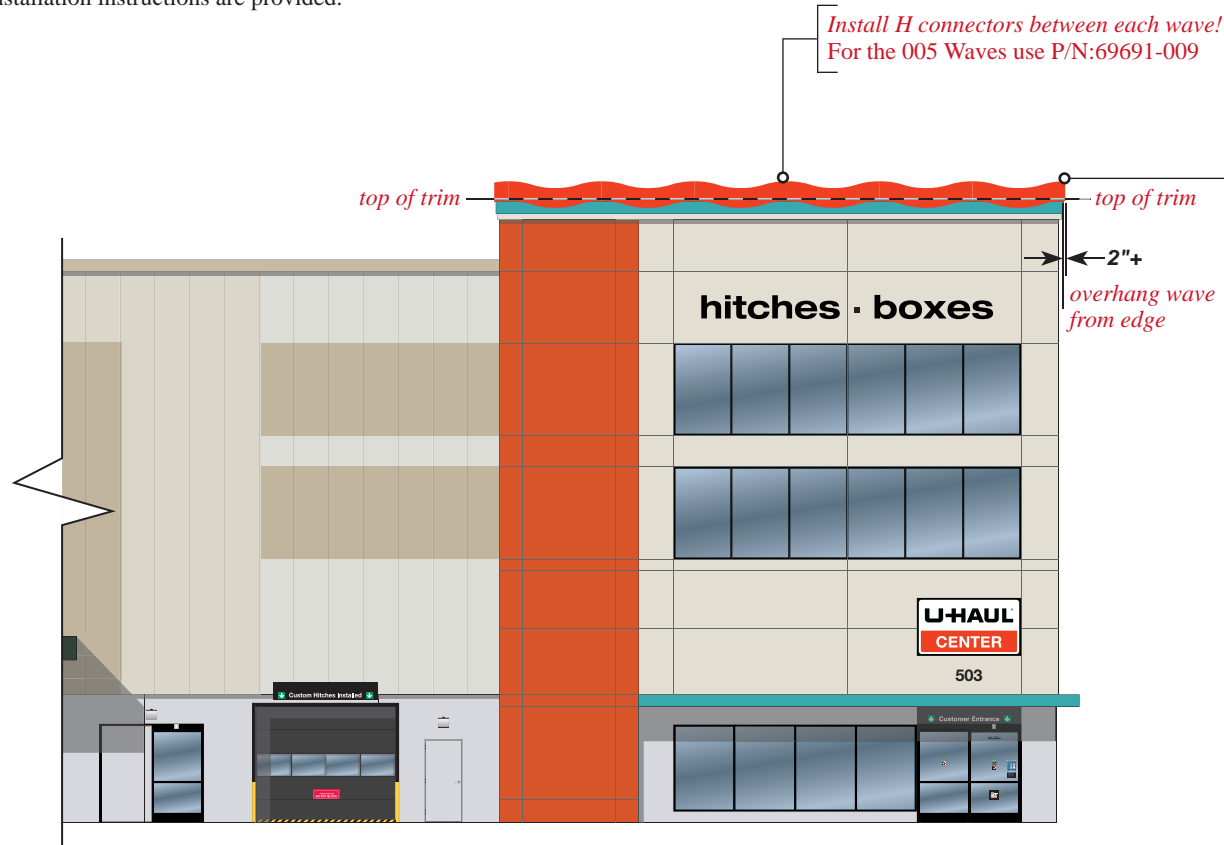
Use part number called out below when ordering.

- 1 Order metal waves, H connectors and L connectors using provided part numbers on WEBBEST.
- 2 Install unistrut system to mount metal waves when necessary (see diagram). Wave installation instructions are provided.

Estimated total wave count for Southeast elevation

7

DO NOT COVER SIGNAGE!



Install 7 (+/-), 8' x 20.5" metal waves onto Southeast elevation view(1). Install H connectors between each wave, & L connectors on corner waves. Overhang wave 2" or more to wrap corner. Continue wave onto Northeast elevation view(2). When trimming to fit, touch up with U-Haul Orange. Start wave here! P/N:69691-005 **P6**

Install L connector here!
For the 005 Waves use P/N:69691-012

IMPORTANT NOTICE TO U-HAUL MCP/MCO & VENDORS

All Designs & Art specifications are based on information provided by U-Haul MCP/MCO and/or Vendors contracted through MCP/MCO. Therefore, it is the responsibility of the U-Haul MCP/MCO and their Vendors to verify all information in these drawings to be accurate prior to commencing Project Work. **FOR ANY DISCREPANCIES - NOTIFY UHI ART DEPT. PRIOR TO COMMENCING PROJECT WORK.**

Location: UMC - Smyrna-La Vergne
Street: 503 New Paul Rd
City: La Vergne
State / Province: Tennessee
Country / Mail Code: USA / 37086

Designed: Nicholas Harris 01/14/20
Drawing: Nicholas Harris 01/14/20
Approved: Mike Shardy 01/14/20

Drawings to scale. Do Not Use for fabrication, use artwork provided. Questions Call: 1-800-528-0361.


For lighting hanging banners or storage display with street visibility:

Install Lithonia Lighting Model Z2-54T5HO-MVOLT-GEB10PS (TYP) Mount fixtures end to end all around opening. Mount fixture as close to inside face of window frame as possible. T5 daylight double bulbs with mirror reflectors around the interior window edges as shown. Paint top and bottom of interior steel box around windows P1 high-gloss white; paint sides P1 high-gloss white; paint floor P1 high-gloss white (if necessary).


U-Haul has a national account with Graybar lighting. Our contact is Bruce Ledgerwood - bruce.ledgerwood@graybar.com



Install Lithonia Lighting as called out in the note above for all windows that showcase storage doors as shown.



Install Stand-up Police man in window as shown
 PN:AG31



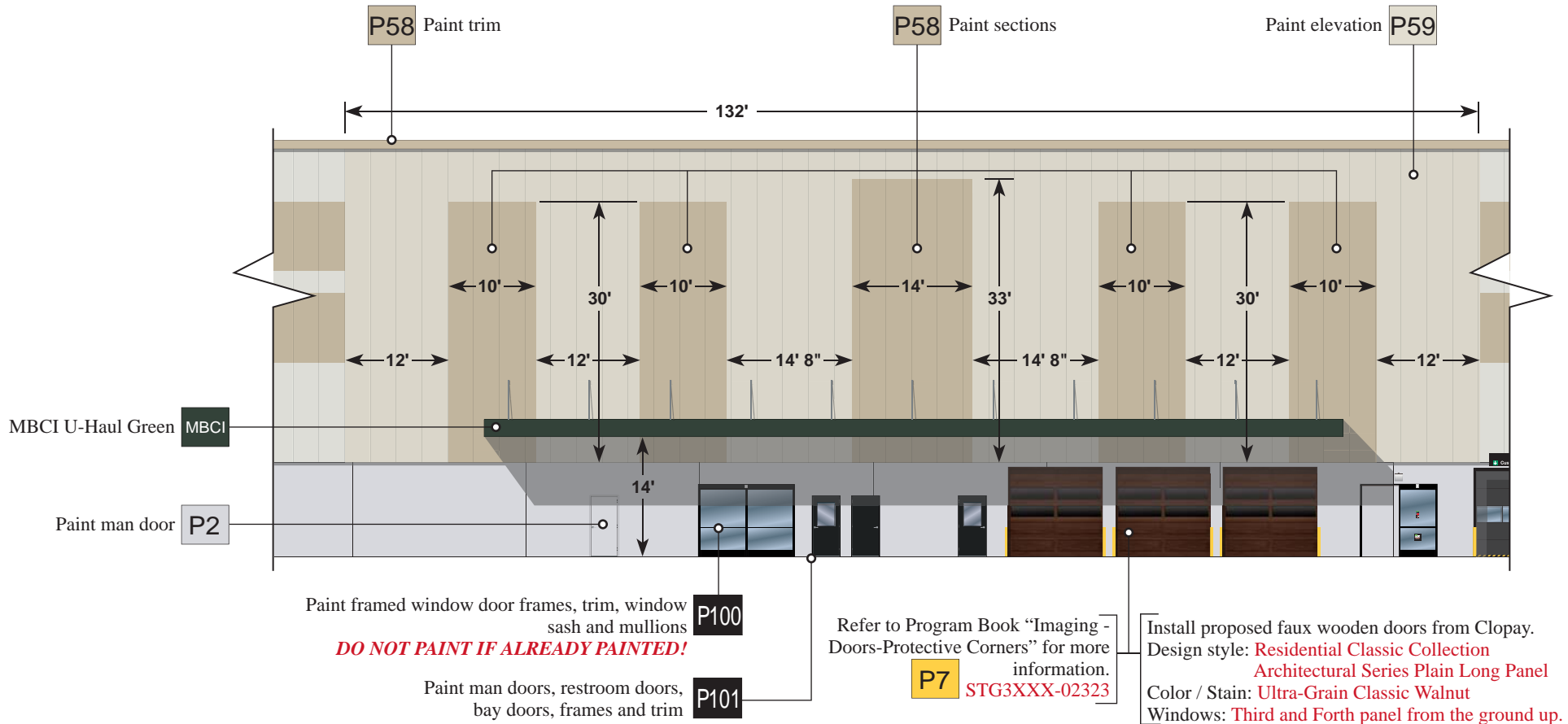
IMPORTANT NOTICE TO U-HAUL MCP/MCO & VENDORS

All Designs & Art specifications are based on information provided by U-Haul MCP/MCO and/or Vendors contracted through MCP/MCO. Therefore, it is the responsibility of the U-Haul MCP/MCO and their Vendors to verify all information in these drawings to be accurate prior to commencing Project Work. **FOR ANY DISCREPANCIES - NOTIFY UHI ART DEPT. PRIOR TO COMMENCING PROJECT WORK.**

Location: UMC - Smyrna-La Vergne
Street: 503 New Paul Rd
City: La Vergne
State / Province: Tennessee
Country / Mail Code: USA / 37086

Designed: Nicholas Harris 01/14/20
Drawing: Nicholas Harris 01/14/20
Approved: Mike Shardy 01/14/20
 Drawings to scale. Do Not Use for fabrication, use artwork provided. Questions Call: 1-800-528-0361.

NOTE: All paint needs to be ordered from UHI Purchasing - order_processing@uhaul.com.



IMPORTANT NOTICE TO U-HAUL MCP/MCO & VENDORS

All Designs & Art specifications are based on information provided by U-Haul MCP/MCO and/or Vendors contracted through MCP/MCO. Therefore, it is the responsibility of the U-Haul MCP/MCO and their Vendors to verify all information in these drawings to be accurate prior to commencing Project Work. **FOR ANY DISCREPANCIES - NOTIFY UHI ART DEPT. PRIOR TO COMMENCING PROJECT WORK.**

Location: UMC - Smyrna-La Vergne
Street: 503 New Paul Rd
City: La Vergne
State / Province: Tennessee
Country / Mail Code: USA / 37086

Designed: Nicholas Harris 01/14/20
Drawing: Nicholas Harris 01/14/20
Approved: Mike Shardy 01/14/20

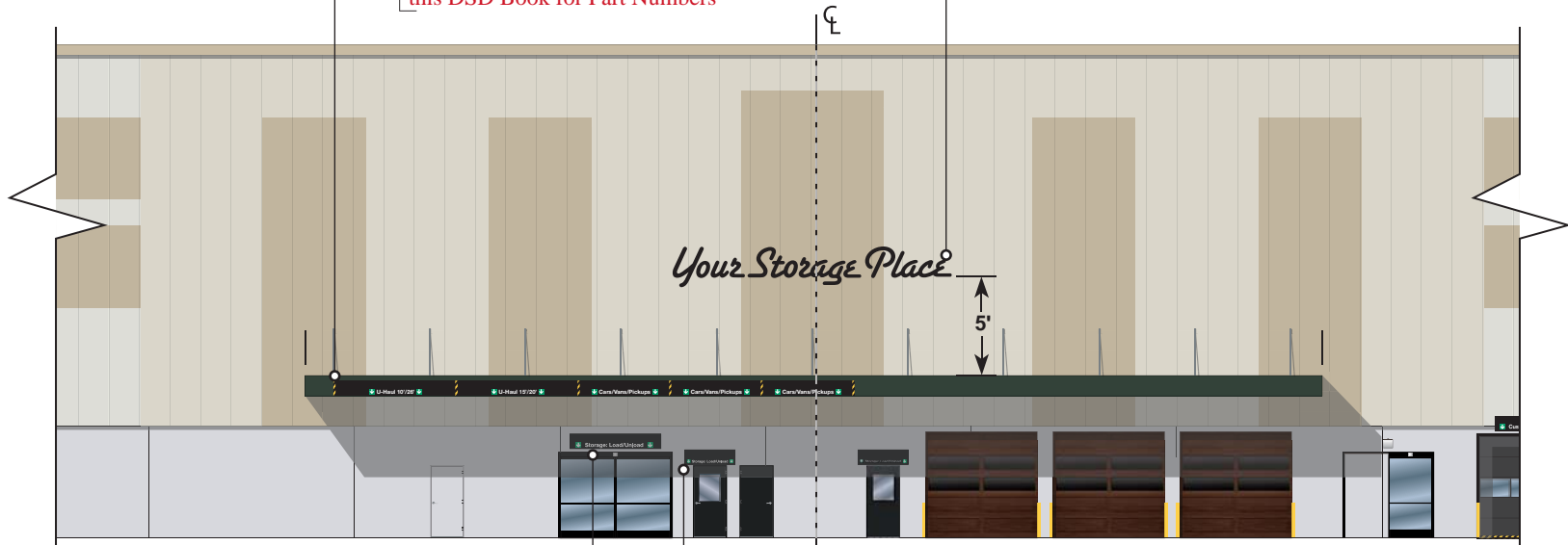
Drawings to scale. Do Not Use for fabrication, use artwork provided. Questions Call: 1-800-528-0361.

NOTE: Contact Josh Henteleff in UHI Construction for **Storage Loading Dock signage**. Refer to UHI Construction Site Plan drawings for Storage Loading Dock parking layout. The imaging below is a "general" example of this signage. Refer to "Loading Dock Example" pages in the back of this DSD Book for further examples. Use the part numbers on the "Loading Dock Example" pages to order the appropriate signage for your location through WEBBEST.

NOTE: You can order Signage from WEBBEST. Use part numbers listed below when ordering.

Have a local sign vendor install a 11ga. Steel 4'H YSP, gloss black powder coat. Centered vertically with the center stripe. Email Nicholas Harris in the UHI Art Department for the correct art to provide to your vendor.

Install appropriate Loading Dock imaging as needed. Refer to "Loading Dock Example.pdf" in the back of this DSD Book for Part Numbers



Install 9'-0" W x 1'-6" wall mounted Storage: Load/Unload sign, centered left to right above the door trim/reveal.
Mounted PN:62814-067

Install 5'-0" W x 1'-6" H wall mounted Storage: Load/Unload sign, centered left to right and 3" above the door trim/reveal.
PN:62814-065



FACILITY IMAGING DEPARTMENT

Final Approved Project Work

IMAGING, GENERAL

UMC of "Smyrna-La Vergne"

772080, SOUTHEAST SIGNAGE DETAIL-4.0

Issued
01/14/20
Re-Issued
00/00/00

IMPORTANT NOTICE TO U-HAUL MCP/MCO & VENDORS

All Designs & Art specifications are based on information provided by U-Haul MCP/MCO and/or Vendors contracted through MCP/MCO. Therefore, it is the responsibility of the U-Haul MCP/MCO and their Vendors to verify all information in these drawings to be accurate prior to commencing Project Work. **FOR ANY DISCREPANCIES - NOTIFY UHI ART DEPT. PRIOR TO COMMENCING PROJECT WORK.**

Location: UMC - Smyrna-La Vergne
Street: 503 New Paul Rd
City: La Vergne
State / Province: Tennessee
Country / Mail Code: USA / 37086

Designed: Nicholas Harris 01/14/20
Drawing: Nicholas Harris 01/14/20
Approved: Mike Shardy 01/14/20

Drawings to scale. Do Not Use for fabrication, use artwork provided. Questions Call: 1-800-528-0361.

NOTE: Order all advertising building lettering, modular sign faces, cabinets, etc. required to complete re-imaging project as noted". For standard plastic lettering - Order the items specified from UHI Purchasing - order_processing@uhaul.com. You will also need to specify a Project Number, Ship To, Bill To information when ordering.

NOTE: You can order Signage from WEBBEST. Use part numbers listed below when ordering.

Install 12"H White Plastic Helvetica Neue 75 Bold, upper case, flat face font. 24'- 7" message length.
NOTE: Qty 1

Install 9'-0" W x 18" H wall mounted U-Haul Trucks sign, centered left to right and 3" above the door trim/reveal.
Provide bay door height when ordering!
PN:62815-674



Contact Josh Henteleff or Richard Baranski in UHI Construction to receive the Max Security Imaging Book for this center. **The rendering shown here may not depict the actual correct layout on how your store should be run.**

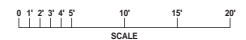
Apply Unisex bathroom decal with ADA decal as shown, centered left to right and 5'- 5 1/2" from ground level.
Refer to the "Signage for Restroom Doors" Program Book on property.uhaul.com

Install the proper Storage Bay Door Number, 2" above the center window as shown, on inside and outside of the bay door. As well as both inner sides of the bay door frame
PN:38618-143

Apply 0'-3" high Barricade decal to the bottom of the door. Place order by the foot.
PN:10755-039

1 Southeast Elevation
Site Imaging - Signage

NOTE: Facility Imaging Basics Program Books can be found on property.uhaul.com under the DESIGN tab >> Art Department Downloads Projects.



IMPORTANT NOTICE TO U-HAUL MCP/MCO & VENDORS

All Designs & Art specifications are based on information provided by U-Haul MCP/MCO and/or Vendors contracted through MCP/MCO. Therefore, it is the responsibility of the U-Haul MCP/MCO and their Vendors to verify all information in these drawings to be accurate prior to commencing Project Work. **FOR ANY DISCREPANCIES - NOTIFY UHI ART DEPT. PRIOR TO COMMENCING PROJECT WORK.**

Location: UMC - Smyrna-La Vergne
Street: 503 New Paul Rd
City: La Vergne
State / Province: Tennessee
Country / Mail Code: USA / 37086

Designed: Nicholas Harris 01/14/20
Drawing: Nicholas Harris 01/14/20
Approved: Mike Shardy 01/14/20

Drawings to scale. Do Not Use for fabrication, use artwork provided. Questions Call: 1-800-528-0361.

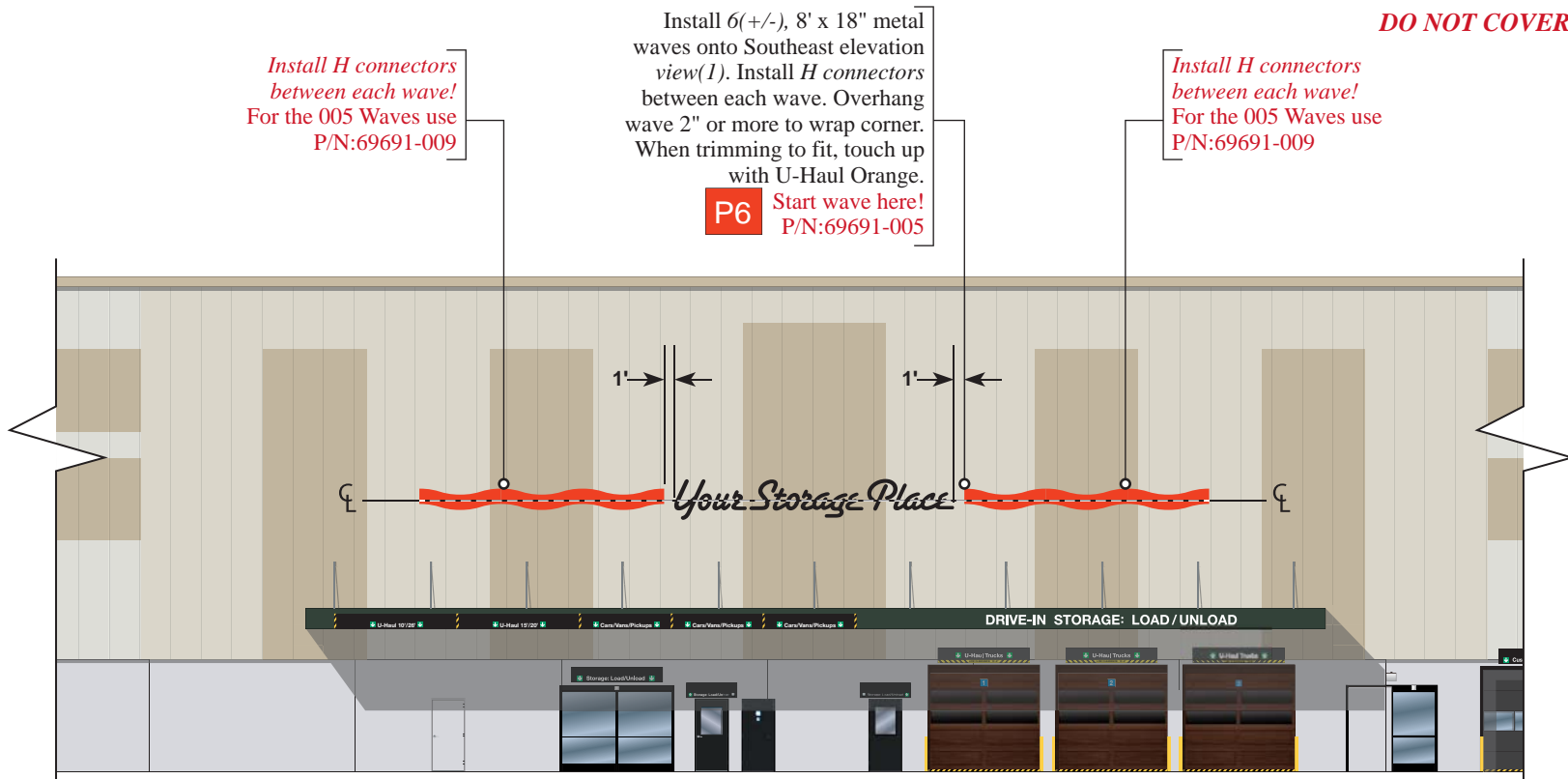
NOTE: You can order metal waves from WEBBEST. Use part number called out below when ordering.

- 1 Order metal waves, H connectors and L connectors using provided part numbers on WEBBEST.
- 2 Install unistrut system to mount metal waves when necessary (see diagram). Wave installation instructions are provided.

Estimated total wave count for Southeast elevation

6

DO NOT COVER SIGNAGE!



1 Southeast Elevation
Site Imaging - Wave

NOTE: Facility Imaging Basics Program Books can be found on property.uhaul.com under the DESIGN tab >> Art Department Downloads Projects.



FACILITY IMAGING DEPARTMENT

Final Approved Project Work

IMAGING, GENERAL

UMC of "Smyrna-La Vergne"

772080, SOUTHEAST PAINT DETAIL-3.0

Issued
01/14/20
Re-Issued
00/00/00

IMPORTANT NOTICE TO U-HAUL MCP/MCO & VENDORS

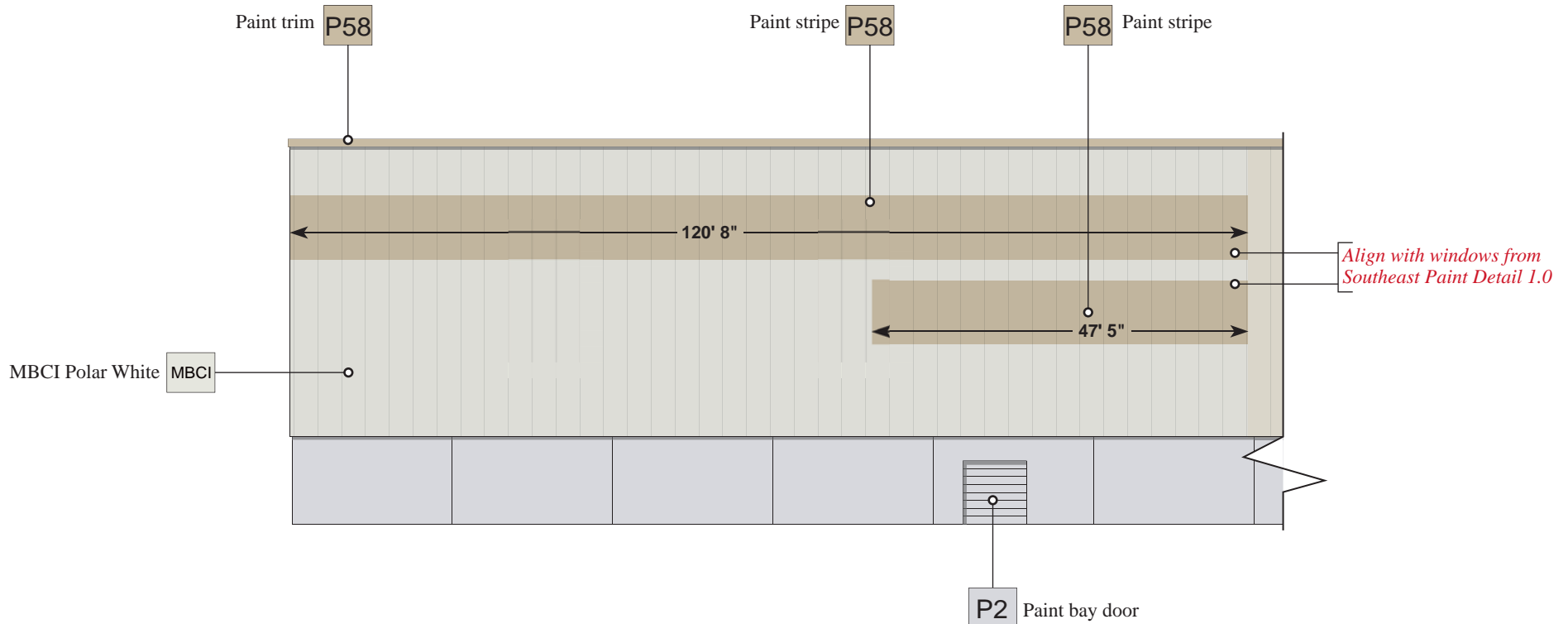
All Designs & Art specifications are based on information provided by U-Haul MCP/MCO and/or Vendors contracted through MCP/MCO. Therefore, it is the responsibility of the U-Haul MCP/MCO and their Vendors to verify all information in these drawings to be accurate prior to commencing Project Work. **FOR ANY DISCREPANCIES - NOTIFY UHI ART DEPT. PRIOR TO COMMENCING PROJECT WORK.**

Location: UMC - Smyrna-La Vergne
Street: 503 New Paul Rd
City: La Vergne
State / Province: Tennessee
Country / Mail Code: USA / 37086

Designed: Nicholas Harris 01/14/20
Drawing: Nicholas Harris 01/14/20
Approved: Mike Shardy 01/14/20

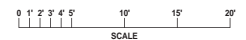
Drawings to scale. Do Not Use for fabrication, use artwork provided. Questions Call: 1-800-528-0361.

NOTE: All paint needs to be ordered from UHI Purchasing - order_processing@uhaul.com.



1 Southeast Elevation
Site Imaging - Paint

NOTE: Facility Imaging Basics Program Books can be found on property.uhaul.com under the DESIGN tab >> Art Department Downloads Projects.



IMPORTANT NOTICE TO U-HAUL MCP/MCO & VENDORS

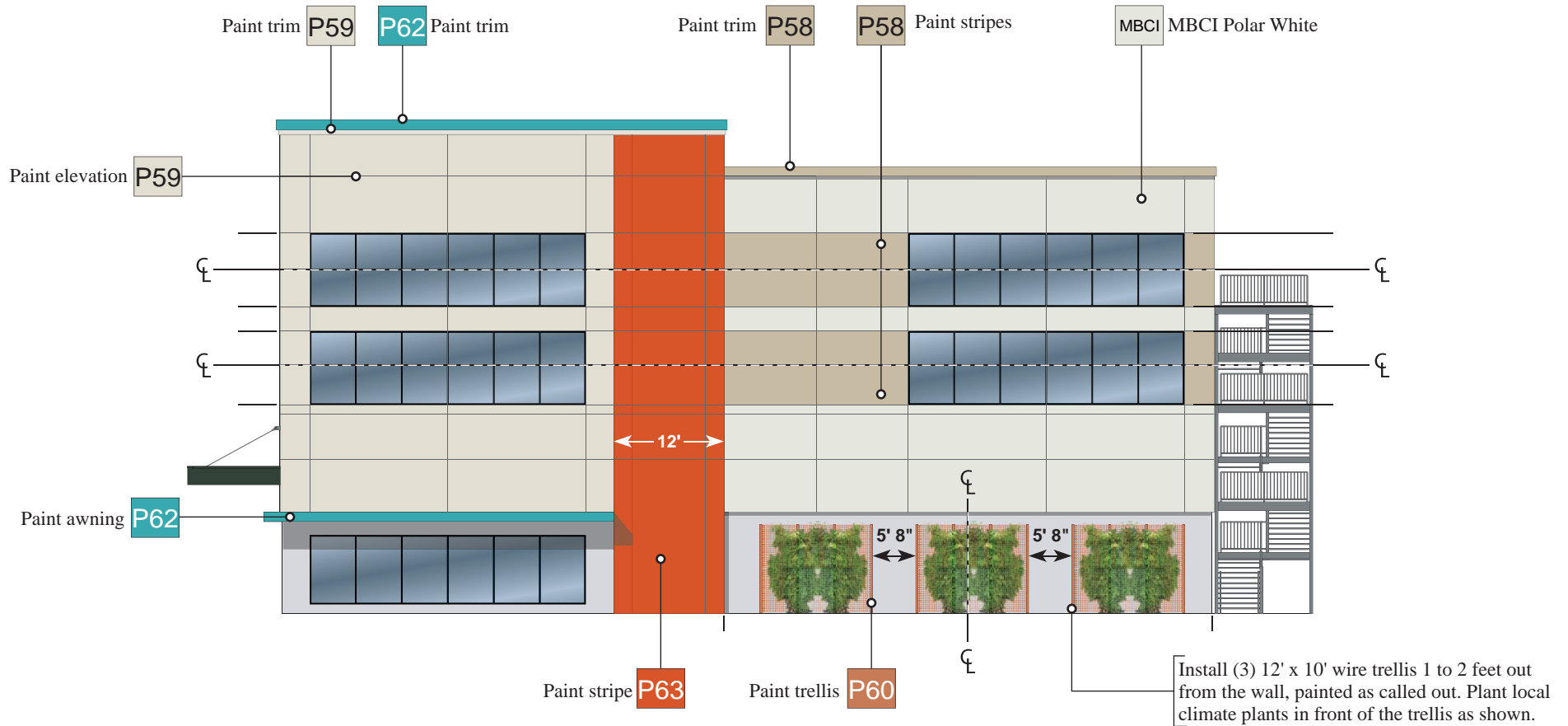
All Designs & Art specifications are based on information provided by U-Haul MCP/MCO and/or Vendors contracted through MCP/MCO. Therefore, it is the responsibility of the U-Haul MCP/MCO and their Vendors to verify all information in these drawings to be accurate prior to commencing Project Work. **FOR ANY DISCREPANCIES - NOTIFY UHI ART DEPT. PRIOR TO COMMENCING PROJECT WORK.**

Location: UMC - Smyrna-La Vergne
Street: 503 New Paul Rd
City: La Vergne
State / Province: Tennessee
Country / Mail Code: USA / 37086

Designed: Nicholas Harris 01/14/20
Drawing: Nicholas Harris 01/14/20
Approved: Mike Shardy 01/14/20

Drawings to scale. Do Not Use for fabrication, use artwork provided. Questions Call: 1-800-528-0361.

NOTE: All paint needs to be ordered from UHI Purchasing - order_processing@uhaul.com.



IMPORTANT NOTICE TO U-HAUL MCP/MCO & VENDORS

All Designs & Art specifications are based on information provided by U-Haul MCP/MCO and/or Vendors contracted through MCP/MCO. Therefore, it is the responsibility of the U-Haul MCP/MCO and their Vendors to verify all information in these drawings to be accurate prior to commencing Project Work. **FOR ANY DISCREPANCIES - NOTIFY UHI ART DEPT. PRIOR TO COMMENCING PROJECT WORK.**

Location: UMC - Smyrna-La Vergne
Street: 503 New Paul Rd
City: La Vergne
State / Province: Tennessee
Country / Mail Code: USA / 37086

Designed: Nicholas Harris 01/14/20
Drawing: Nicholas Harris 01/14/20
Approved: Mike Shardy 01/14/20

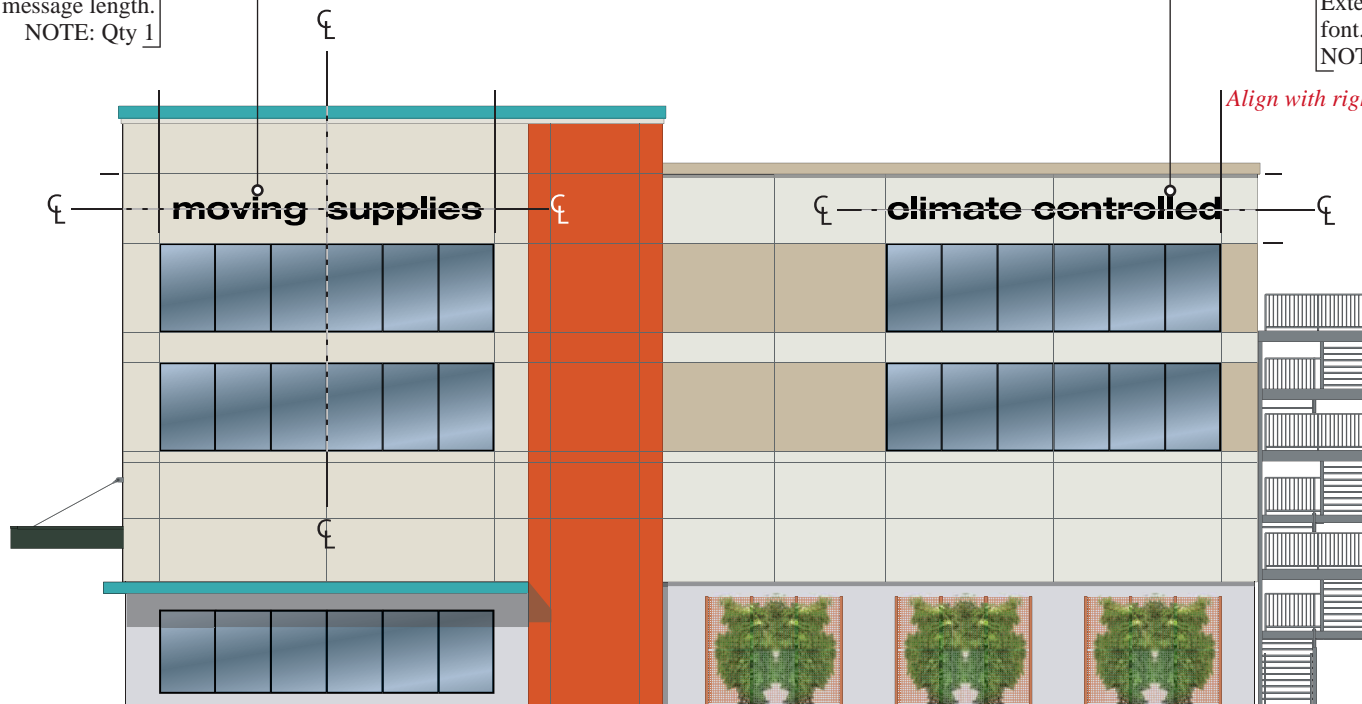
Drawings to scale. Do Not Use for fabrication, use artwork provided. Questions Call: 1-800-528-0361.

NOTE: Order all advertising building lettering, modular sign faces, cabinets, etc. required to complete re-imaging project as noted". For standard plastic lettering - Order the items specified from UHI Purchasing - order_processing@uhaul.com. You will also need to specify a Project Number, Ship To, Bill To information when ordering.

Install 24"H High Black Plastic Helvetica Neue 73 Bold Extended, lower case flat face font. 27'- 9" message length.
 NOTE: Qty 1

Install 24"H High Black Plastic Helvetica Neue 73 Bold Extended, lower case flat face font. 29'- 9" message length.
 NOTE: Qty 1

Align with right side of window



IMPORTANT NOTICE TO U-HAUL MCP/MCO & VENDORS

All Designs & Art specifications are based on information provided by U-Haul MCP/MCO and/or Vendors contracted through MCP/MCO. Therefore, it is the responsibility of the U-Haul MCP/MCO and their Vendors to verify all information in these drawings to be accurate prior to commencing Project Work. **FOR ANY DISCREPANCIES - NOTIFY UHI ART DEPT. PRIOR TO COMMENCING PROJECT WORK.**

Location: UMC - Smyrna-La Vergne
Street: 503 New Paul Rd
City: La Vergne
State / Province: Tennessee
Country / Mail Code: USA / 37086

Designed: Nicholas Harris 01/14/20
Drawing: Nicholas Harris 01/14/20
Approved: Mike Shardy 01/14/20

Drawings to scale. Do Not Use for fabrication, use artwork provided. Questions Call: 1-800-528-0361.

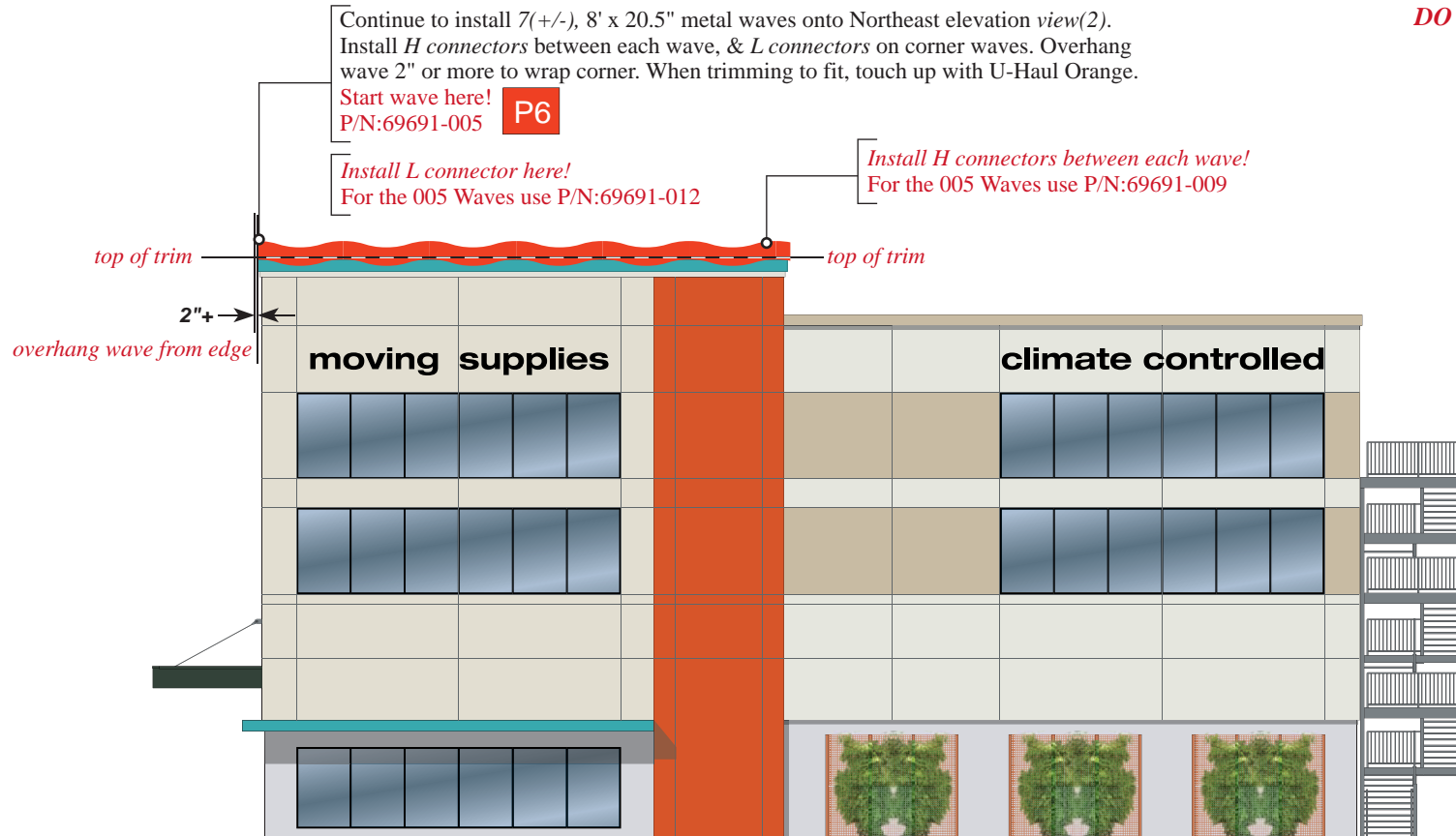
NOTE: You can order metal waves from WEBBEST. Use part number called out below when ordering.

- 1 Order metal waves, H connectors and L connectors using provided part numbers on WEBBEST.
- 2 Install unistrut system to mount metal waves when necessary (see diagram). Wave installation instructions are provided.

Estimated total wave count for
Northeast elevation

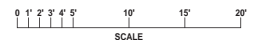
7

DO NOT COVER SIGNAGE!



2 Northeast Elevation
Site Imaging - Wave

NOTE: Facility Imaging Basics Program Books can be found on property.uhaul.com under the DESIGN tab >> Art Department Downloads Projects.



IMPORTANT NOTICE TO U-HAUL MCP/MCO & VENDORS

All Designs & Art specifications are based on information provided by U-Haul MCP/MCO and/or Vendors contracted through MCP/MCO. Therefore, it is the responsibility of the U-Haul MCP/MCO and their Vendors to verify all information in these drawings to be accurate prior to commencing Project Work. **FOR ANY DISCREPANCIES - NOTIFY UHI ART DEPT. PRIOR TO COMMENCING PROJECT WORK.**

Location: UMC - Smyrna-La Vergne
Street: 503 New Paul Rd
City: La Vergne
State / Province: Tennessee
Country / Mail Code: USA / 37086


Designed: Nicholas Harris 01/14/20
Drawing: Nicholas Harris 01/14/20
Approved: Mike Shardy 01/14/20

Drawings to scale. Do Not Use for fabrication, use artwork provided. Questions Call: 1-800-528-0361.

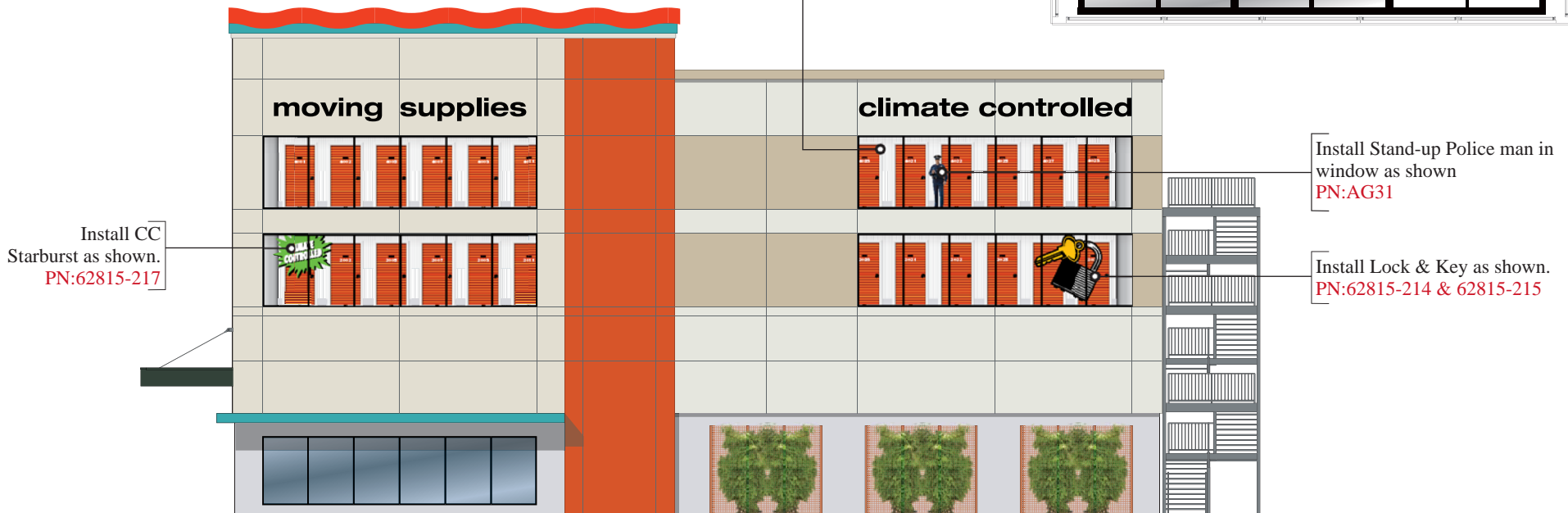
For lighting hanging banners or storage display with street visibility:

Install Lithonia Lighting Model Z2-54T5HO-MVOLT-GEB10PS (TYP) Mount fixtures end to end all around opening. Mount fixture as close to inside face of window frame as possible. T5 daylight double bulbs with mirror reflectors around the interior window edges as shown. Paint top and bottom of interior steel box around windows P1 high-gloss white; paint sides P1 high-gloss white; paint floor P1 high-gloss white (if necessary).

U-Haul has a national account with Graybar lighting. Our contact is Bruce Ledgerwood - bruce.ledgerwood@graybar.com



Install Lithonia Lighting as called out in the note above for all windows that showcase storage doors as shown.





FACILITY IMAGING DEPARTMENT

Final Approved Project Work

IMAGING, GENERAL

UMC of "Smyrna-La Vergne"
772080, EAST ELEV RENDERING-1.0

Issued
01/14/20
Re-Issued
00/00/00

IMPORTANT NOTICE TO U-HAUL MCP/MCO & VENDORS

All Designs & Art specifications are based on information provided by U-Haul MCP/MCO and/or Vendors contracted through MCP/MCO. Therefore, it is the responsibility of the U-Haul MCP/MCO and their Vendors to verify all information in these drawings to be accurate prior to commencing Project Work. **FOR ANY DISCREPANCIES - NOTIFY UHI ART DEPT. PRIOR TO COMMENCING PROJECT WORK.**

Location: UMC - Smyrna-La Vergne
Street: 503 New Paul Rd
City: La Vergne
State / Province: Tennessee
Country / Mail Code: USA / 37086

Designed: Nicholas Harris 01/14/20
Drawing: Nicholas Harris 01/14/20
Approved: Mike Shardy 01/14/20
Drawings to scale. Do Not Use for fabrication, use artwork provided. Questions Call: 1-800-528-0361.



IMPORTANT NOTICE TO U-HAUL MCP/MCO & VENDORS

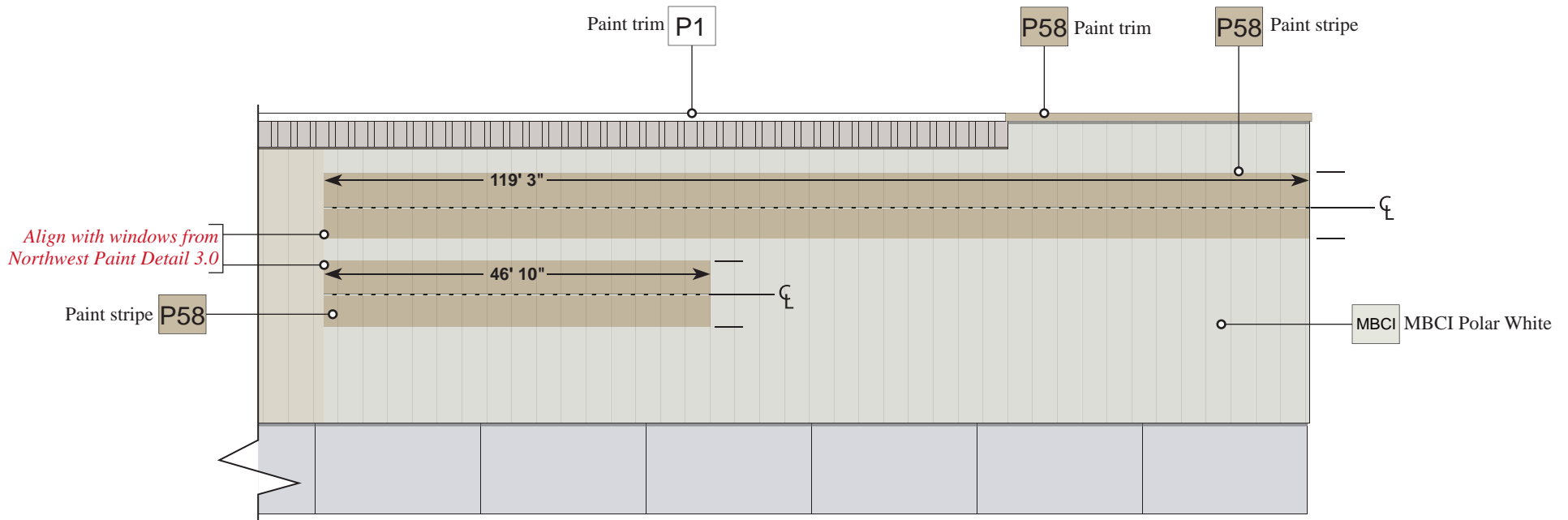
All Designs & Art specifications are based on information provided by U-Haul MCP/MCO and/or Vendors contracted through MCP/MCO. Therefore, it is the responsibility of the U-Haul MCP/MCO and their Vendors to verify all information in these drawings to be accurate prior to commencing Project Work. **FOR ANY DISCREPANCIES - NOTIFY UHI ART DEPT. PRIOR TO COMMENCING PROJECT WORK.**

Location: UMC - Smyrna-La Vergne
Street: 503 New Paul Rd
City: La Vergne
State / Province: Tennessee
Country / Mail Code: USA / 37086

Designed: Nicholas Harris 01/14/20
Drawing: Nicholas Harris 01/14/20
Approved: Mike Shardy 01/14/20

Drawings to scale. Do Not Use for fabrication, use artwork provided. Questions Call: 1-800-528-0361.

NOTE: All paint needs to be ordered from UHI Purchasing - order_processing@uhaul.com.





FACILITY IMAGING DEPARTMENT

Final Approved Project Work

IMAGING, GENERAL

UMC of "Smyrna-La Vergne"

772080, NORTHWEST PAINT DETAIL-2.0

Issued
01/14/20
Re-Issued
00/00/00

IMPORTANT NOTICE TO U-HAUL MCP/MCO & VENDORS

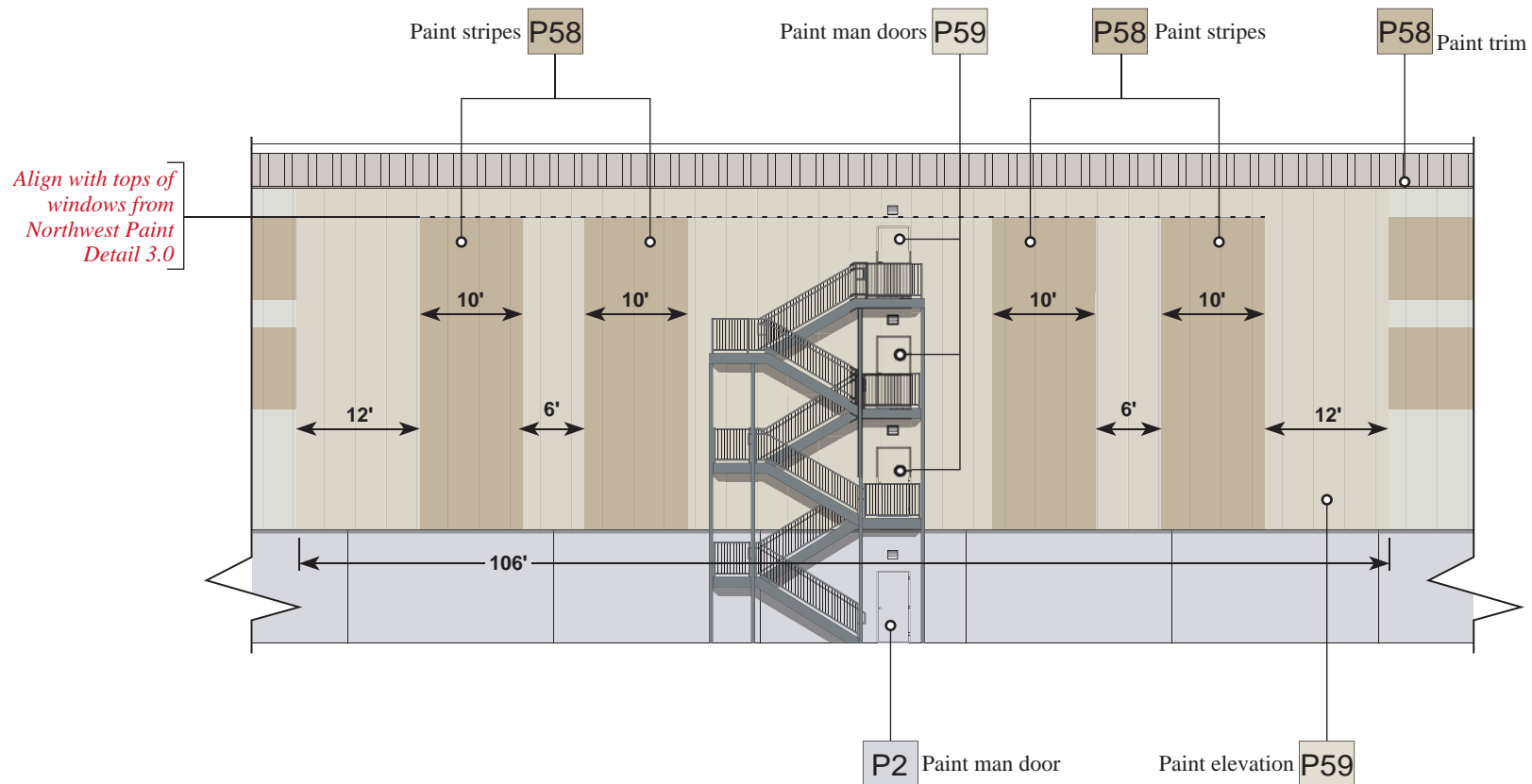
All Designs & Art specifications are based on information provided by U-Haul MCP/MCO and/or Vendors contracted through MCP/MCO. Therefore, it is the responsibility of the U-Haul MCP/MCO and their Vendors to verify all information in these drawings to be accurate prior to commencing Project Work. **FOR ANY DISCREPANCIES - NOTIFY UHI ART DEPT. PRIOR TO COMMENCING PROJECT WORK.**

Location: UMC - Smyrna-La Vergne
Street: 503 New Paul Rd
City: La Vergne
State / Province: Tennessee
Country / Mail Code: USA / 37086

Designed: Nicholas Harris 01/14/20
Drawing: Nicholas Harris 01/14/20
Approved: Mike Shardy 01/14/20

Drawings to scale. Do Not Use for fabrication, use artwork provided. Questions Call: 1-800-528-0361.

NOTE: All paint needs to be ordered from UHI Purchasing - order_processing@uhaul.com.



IMPORTANT NOTICE TO U-HAUL MCP/MCO & VENDORS

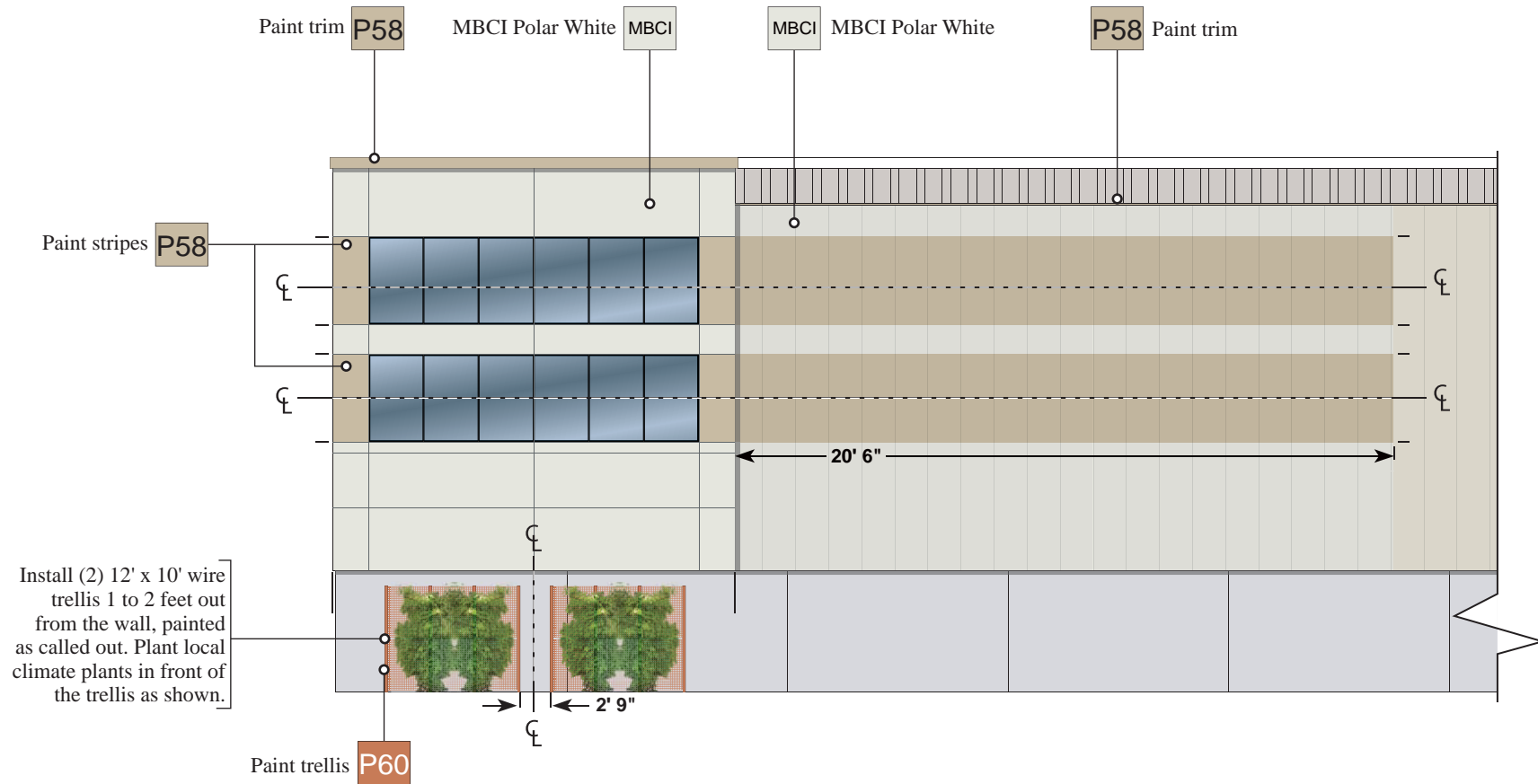
All Designs & Art specifications are based on information provided by U-Haul MCP/MCO and/or Vendors contracted through MCP/MCO. Therefore, it is the responsibility of the U-Haul MCP/MCO and their Vendors to verify all information in these drawings to be accurate prior to commencing Project Work. **FOR ANY DISCREPANCIES - NOTIFY UHI ART DEPT. PRIOR TO COMMENCING PROJECT WORK.**

Location: UMC - Smyrna-La Vergne
Street: 503 New Paul Rd
City: La Vergne
State / Province: Tennessee
Country / Mail Code: USA / 37086

Designed: Nicholas Harris 01/14/20
Drawing: Nicholas Harris 01/14/20
Approved: Mike Shardy 01/14/20

Drawings to scale. Do Not Use for fabrication, use artwork provided. Questions Call: 1-800-528-0361.

NOTE: All paint needs to be ordered from UHI Purchasing - order_processing@uhaul.com.





FACILITY IMAGING DEPARTMENT

Final Approved Project Work

IMAGING, GENERAL

UMC of "Smyrna-La Vergne"

772080, NORTHWEST SIGNAGE DETAIL-1.0

Issued
01/14/20
Re-Issued
00/00/00

IMPORTANT NOTICE TO U-HAUL MCP/MCO & VENDORS

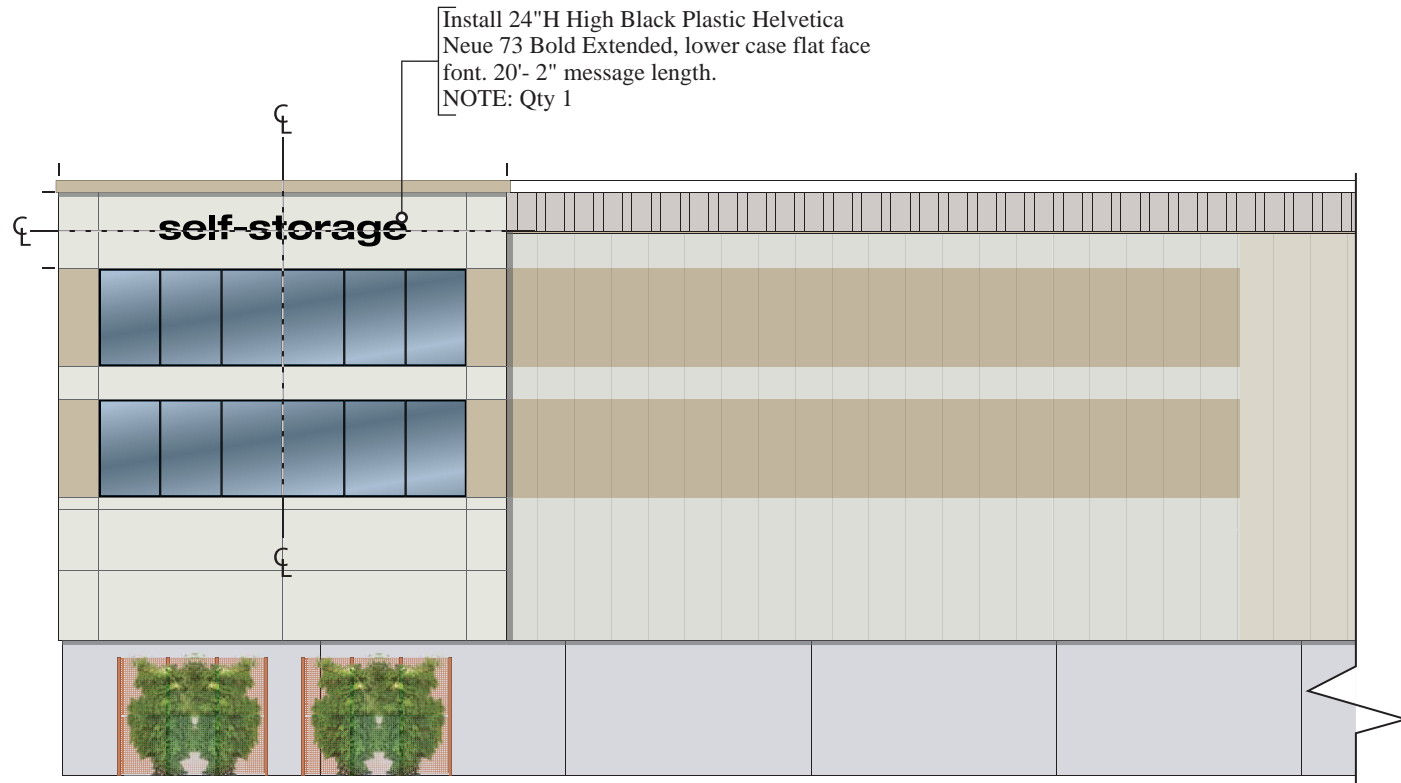
All Designs & Art specifications are based on information provided by U-Haul MCP/MCO and/or Vendors contracted through MCP/MCO. Therefore, it is the responsibility of the U-Haul MCP/MCO and their Vendors to verify all information in these drawings to be accurate prior to commencing Project Work. **FOR ANY DISCREPANCIES - NOTIFY UHI ART DEPT. PRIOR TO COMMENCING PROJECT WORK.**

Location: UMC - Smyrna-La Vergne
Street: 503 New Paul Rd
City: La Vergne
State / Province: Tennessee
Country / Mail Code: USA / 37086

Designed: Nicholas Harris 01/14/20
Drawing: Nicholas Harris 01/14/20
Approved: Mike Shardy 01/14/20

Drawings to scale. Do Not Use for fabrication, use artwork provided. Questions Call: 1-800-528-0361.

NOTE: Order all advertising building lettering, modular sign faces, cabinets, etc. required to complete re-imaging project as noted". For standard plastic lettering - Order the items specified from UHI Purchasing - order_processing@uhaul.com. You will also need to specify a Project Number, Ship To, Bill To information when ordering.





FACILITY IMAGING DEPARTMENT

Final Approved Project Work

IMAGING, GENERAL

UMC of "Smyrna-La Vergne"

772080, NORTHWEST WINDOW DETAIL-1.0

Issued
01/14/20
Re-Issued
00/00/00

IMPORTANT NOTICE TO U-HAUL MCP/MCO & VENDORS

All Designs & Art specifications are based on information provided by U-Haul MCP/MCO and/or Vendors contracted through MCP/MCO. Therefore, it is the responsibility of the U-Haul MCP/MCO and their Vendors to verify all information in these drawings to be accurate prior to commencing Project Work. **FOR ANY DISCREPANCIES - NOTIFY UHI ART DEPT. PRIOR TO COMMENCING PROJECT WORK.**

Location: UMC - Smyrna-La Vergne
Street: 503 New Paul Rd
City: La Vergne
State / Province: Tennessee
Country / Mail Code: USA / 37086

Designed: Nicholas Harris 01/14/20
Drawing: Nicholas Harris 01/14/20
Approved: Mike Shardy 01/14/20


Drawings to scale. Do Not Use for fabrication, use artwork provided. Questions Call: 1-800-528-0361.

For lighting hanging banners or storage display with street visibility:

Install Lithonia Lighting Model Z2-54T5HO-MVOLT-GEB10PS (TYP) Mount fixtures end to end all around opening. Mount fixture as close to inside face of window frame as possible. T5 daylight double bulbs with mirror reflectors around the interior window edges as shown. Paint top and bottom of interior steel box around windows P1 high-gloss white; paint sides P1 high-gloss white; paint floor P1 high-gloss white (if necessary).

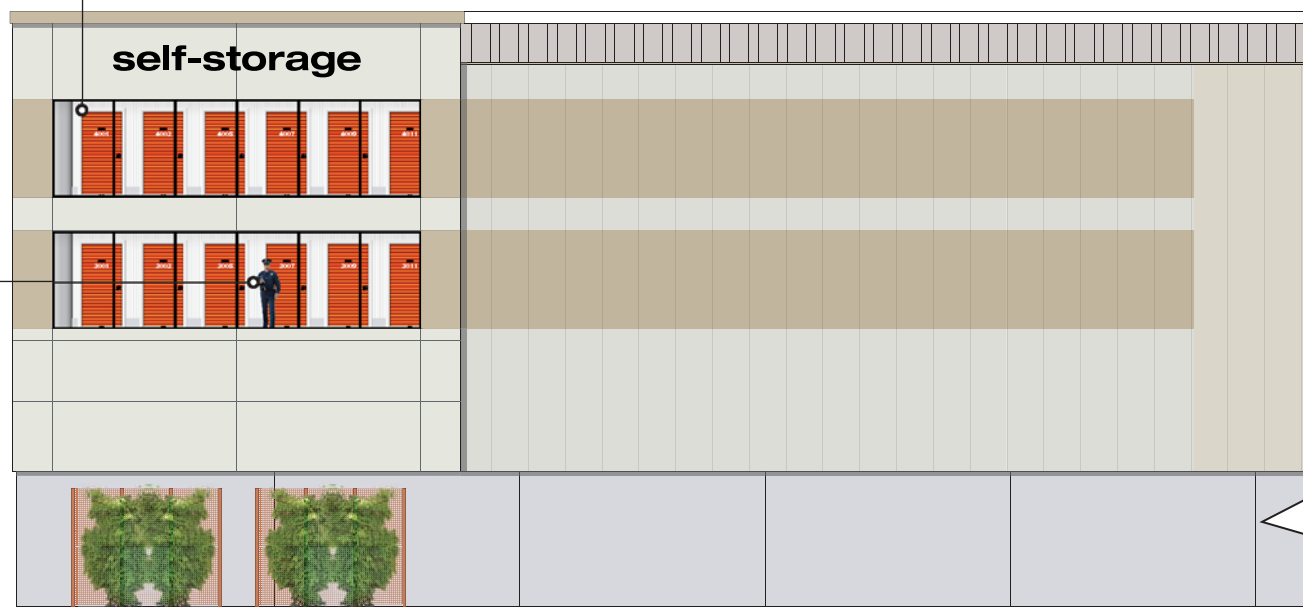


U-Haul has a national account with Graybar lighting. Our contact is Bruce Ledgerwood - bruce.ledgerwood@graybar.com



Install Lithonia Lighting as called out in the note above for all windows that showcase storage doors as shown.

Install Stand-up Police man in window as shown
PN:AG31



IMPORTANT NOTICE TO U-HAUL MCP/MCO & VENDORS


All Designs & Art specifications are based on information provided by U-Haul MCP/MCO and/or Vendors contracted through MCP/MCO. Therefore, it is the responsibility of the U-Haul MCP/MCO and their Vendors to verify all information in these drawings to be accurate prior to commencing Project Work. **FOR ANY DISCREPANCIES - NOTIFY UHI ART DEPT. PRIOR TO COMMENCING PROJECT WORK.**

Location: UMC - Smyrna-La Vergne
Street: 503 New Paul Rd
City: La Vergne
State / Province: Tennessee
Country / Mail Code: USA / 37086

Designed: Nicholas Harris 01/14/20
Drawing: Nicholas Harris 01/14/20
Approved: Mike Shardy 01/14/20

Drawings to scale. Do Not Use for fabrication, use artwork provided. Questions Call: 1-800-528-0361.

NOTE: All paint needs to be ordered from UHI Purchasing - order_processing@uhaul.com.





FACILITY IMAGING DEPARTMENT

Final Approved Project Work

IMAGING, GENERAL

UMC of "Smyrna-La Vergne"

772080, SOUTHWEST SIGNAGE DETAIL-1.0

Issued
01/14/20
Re-Issued
00/00/00

IMPORTANT NOTICE TO U-HAUL MCP/MCO & VENDORS

All Designs & Art specifications are based on information provided by U-Haul MCP/MCO and/or Vendors contracted through MCP/MCO. Therefore, it is the responsibility of the U-Haul MCP/MCO and their Vendors to verify all information in these drawings to be accurate prior to commencing Project Work. **FOR ANY DISCREPANCIES - NOTIFY UHI ART DEPT. PRIOR TO COMMENCING PROJECT WORK.**

Location: UMC - Smyrna-La Vergne
Street: 503 New Paul Rd
City: La Vergne
State / Province: Tennessee
Country / Mail Code: USA / 37086

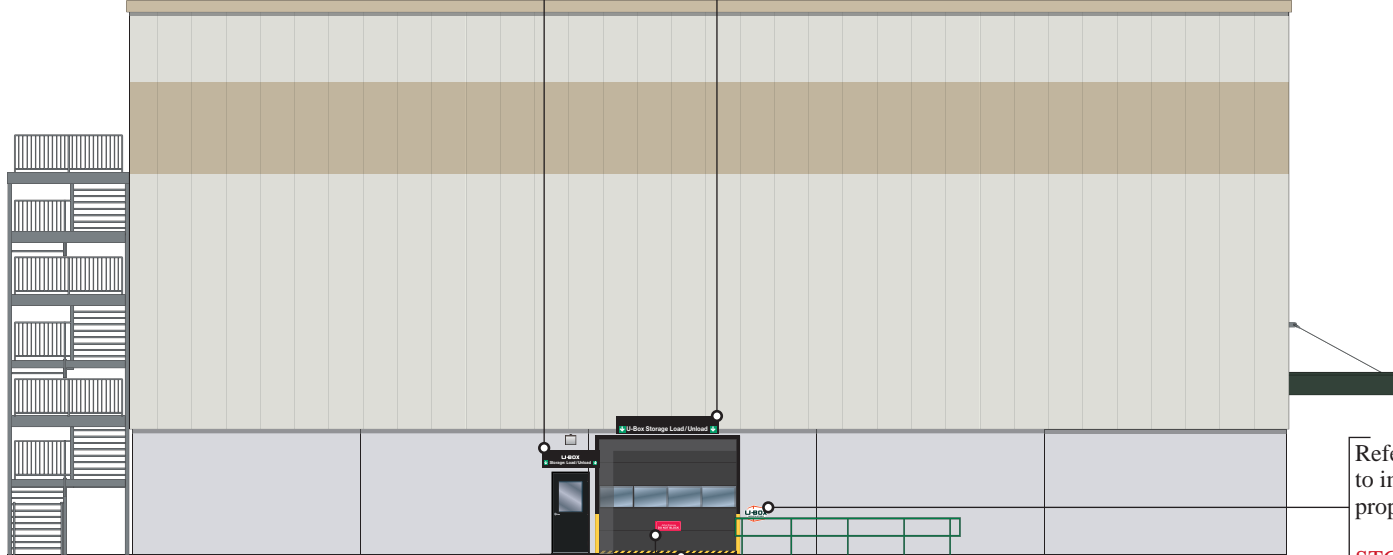
Designed: Nicholas Harris 01/14/20
Drawing: Nicholas Harris 01/14/20
Approved: Mike Shardy 01/14/20

Drawings to scale. Do Not Use for fabrication, use artwork provided. Questions Call: 1-800-528-0361.

NOTE: You can order Signage from WEBBEST.
Use part numbers listed below when ordering.

Install 5'-0" W x 1'-6" H wall mounted U-Box Customer Entrance Door, centered left to right and 3" above the door trim/reveal.
PN:62814-294

Install 9'-0" W x 18" H wall mounted U-Box Storage: Load/Unload, centered left to right and 3" above the door trim/reveal.
Mounted PN:62853-171



Refer to U-Box Program Book on how to image man door, bay door and proper placement of U-Box signage.

STG3XXX-05505

Apply 0'-3" high Barricade decal to the bottom of the door. Place order by the foot.
PN:10755-039

Apply 2'-3" W x 0'-10" H Active Driveway signage centered left to right and 4'-0" (+-) to the top of the sign in such a way that it falls within the panel breaks.
Metal: PN:62814-071

IMPORTANT NOTICE TO U-HAUL MCP/MCO & VENDORS

All Designs & Art specifications are based on information provided by U-Haul MCP/MCO and/or Vendors contracted through MCP/MCO. Therefore, it is the responsibility of the U-Haul MCP/MCO and their Vendors to verify all information in these drawings to be accurate prior to commencing Project Work. **FOR ANY DISCREPANCIES - NOTIFY UHI ART DEPT. PRIOR TO COMMENCING PROJECT WORK.**

Location:	UMC - Smyrna-La Vergne	Designed:	Nicholas Harris	01/14/20
Street:	503 New Paul Rd	Drawing:	Nicholas Harris	01/14/20
City:	La Vergne	Approved:	Mike Shardy	01/14/20
State / Province:	Tennessee	Drawings to scale. Do Not Use for fabrication, use artwork provided. Questions Call: 1-800-528-0361.		
Country / Mail Code:	USA / 37086			

24" Black Plastic Helvetica Neue
 73 Bold Extended Lower Case.
 12'- 0" Message Length
 NOTE: Qty 1

1

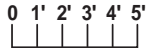
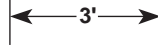
"Square" for 24" Type Font Black
 Plastic Helvetica Neue 75 Bold.
 NOTE: Qty 1

3

24" Black Plastic Helvetica Neue
 73 Bold Extended Lower Case.
 10'- 2" Message Length
 NOTE: Qty 1

2

hitches ■ boxes

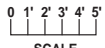


SCALE

24" Black Plastic Helvetica Neue
 73 Bold Extended Lower Case.
 20'- 2" Message Length
 NOTE: Qty 1

4

self-storage



SCALE

12" White Plastic Helvetica
 Neue 75 Bold.
 24'- 7" Message Length
 NOTE: Qty 1

5

DRIVE-IN STORAGE: LOAD / UNLOAD

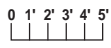


SCALE

climate controlled

6

24" Black Plastic Helvetica Neue
 73 Bold Extended Lower Case.
 29'- 9" Message Length
 NOTE: Qty 1



SCALE

NOTE: Order all advertising building lettering, modular sign faces, cabinets, etc. required to complete re-imaging project as noted".
 For standard plastic lettering - Order the items specified from UHI Purchasing - order_processing@uahul.com.
 You will also need to specify a Project Number, Ship To, Bill To information when ordering.

IMPORTANT NOTICE TO U-HAUL MCP/MCO & VENDORS

All Designs & Art specifications are based on information provided by U-Haul MCP/MCO and/or Vendors contracted through MCP/MCO. Therefore, it is the responsibility of the U-Haul MCP/MCO and their Vendors to verify all information in these drawings to be accurate prior to commencing Project Work. **FOR ANY DISCREPANCIES - NOTIFY UHI ART DEPT. PRIOR TO COMMENCING PROJECT WORK.**

Location: UMC - Smyrna-La Vergne
Street: 503 New Paul Rd
City: La Vergne
State / Province: Tennessee
Country / Mail Code: USA / 37086

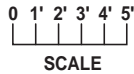
Designed: Nicholas Harris 01/14/20
Drawing: Nicholas Harris 01/14/20
Approved: Mike Shardy 01/14/20

Drawings to scale. Do Not Use for fabrication, use artwork provided. Questions Call: 1-800-528-0361.

5

24" Black Plastic Helvetica Neue
73 Bold Extended Lower Case.
27'- 9" Message Length
NOTE: Qty 1

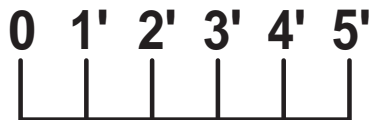
moving supplies



503

5

9" Black Plastic Helvetica Neue 75 Bold.
1'-2" Message Length. **NOTE: Qty 1**



SCALE

NOTE: Order all advertising building lettering, modular sign faces, cabinets, etc. required to complete re-imaging project as noted".
For standard plastic lettering - *Order the items specified from UHI Purchasing - order_processing@uahul.com.*
You will also need to specify a Project Number, Ship To, Bill To information when ordering.



FACILITY IMAGING DEPARTMENT

Final Approved Project Work

IMAGING, GENERAL

UMC of "Smyrna-La Vergne"
772080, DRIVE IN BAY STRIPING-1.0

Issued
01/14/20
Re-Issued
00/00/00

IMPORTANT NOTICE TO U-HAUL MCP/MCO & VENDORS

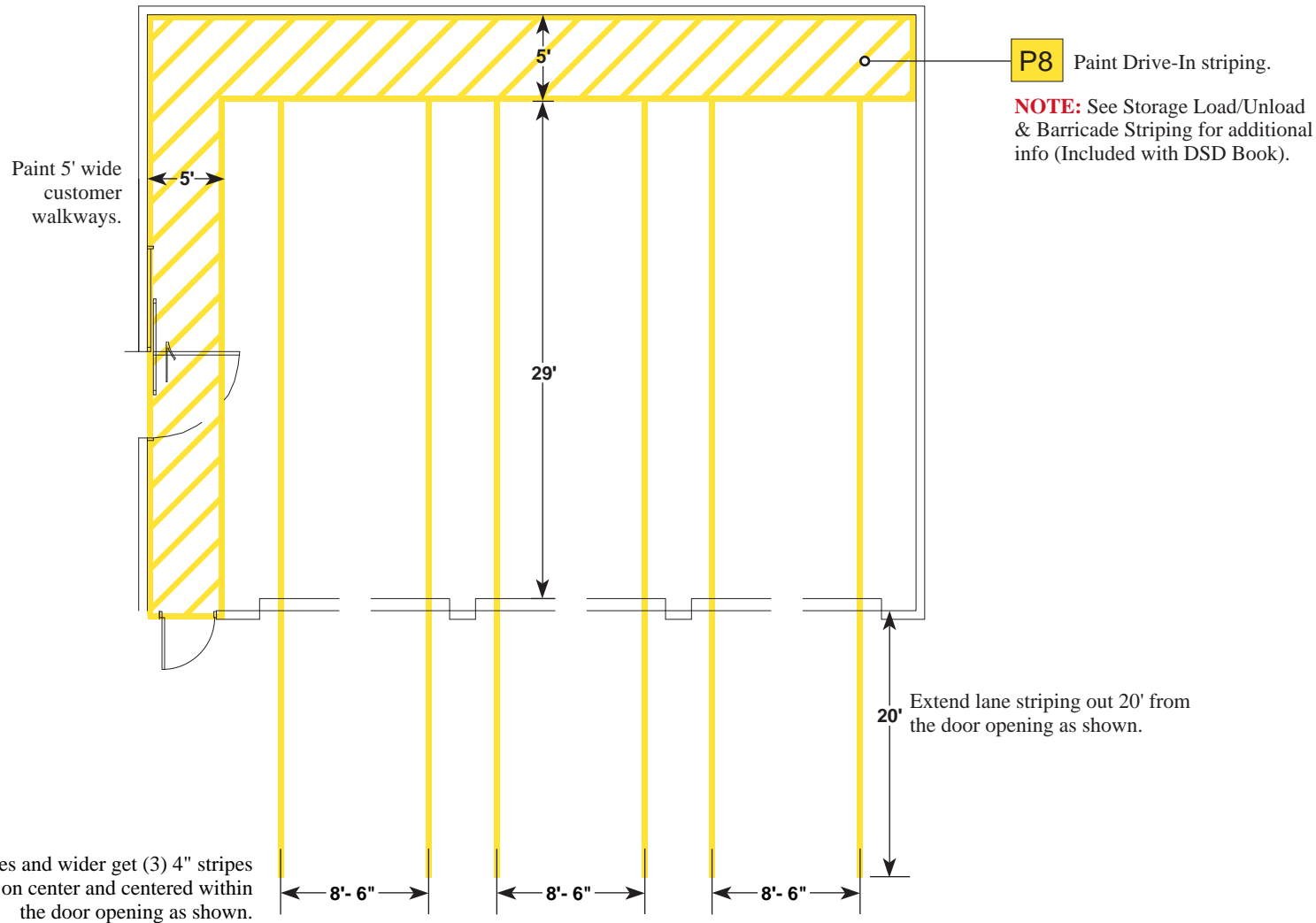
All Designs & Art specifications are based on information provided by U-Haul MCP/MCO and/or Vendors contracted through MCP/MCO. Therefore, it is the responsibility of the U-Haul MCP/MCO and their Vendors to verify all information in these drawings to be accurate prior to commencing Project Work. **FOR ANY DISCREPANCIES - NOTIFY UHI ART DEPT. PRIOR TO COMMENCING PROJECT WORK.**

Location: UMC - Smyrna-La Vergne
Street: 503 New Paul Rd
City: La Vergne
State / Province: Tennessee
Country / Mail Code: USA / 37086

Designed: Nicholas Harris 01/14/20
Drawing: Nicholas Harris 01/14/20
Approved: Mike Shardy 01/14/20

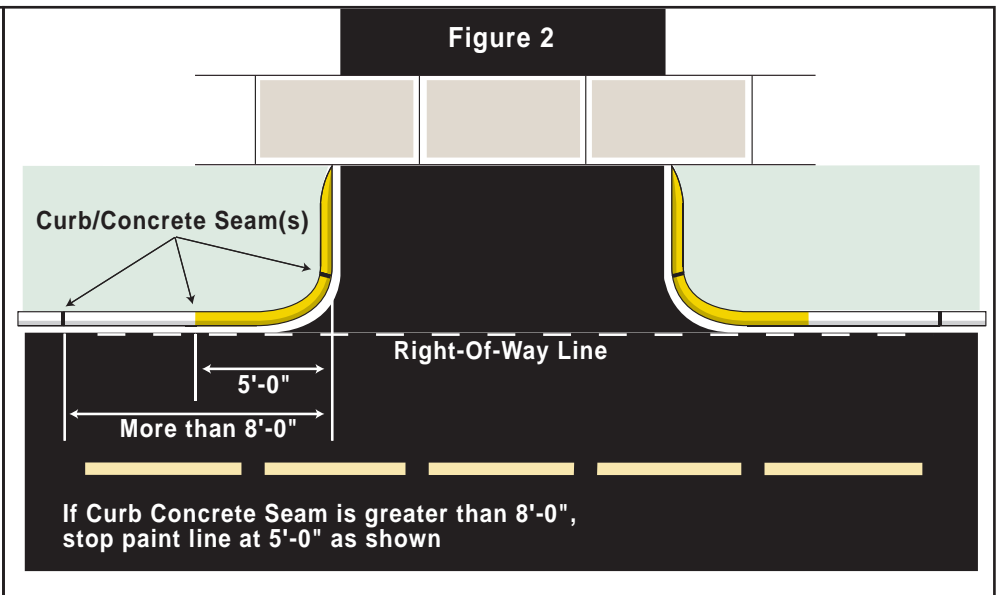
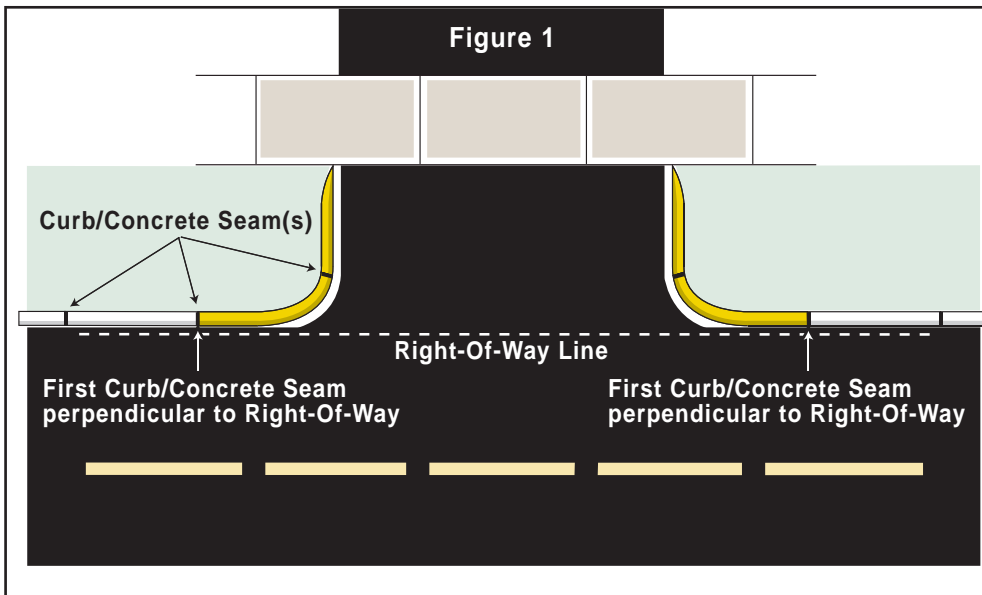

Drawings to scale. Do Not Use for fabrication, use artwork provided. Questions Call: 1-800-528-0361.

NOTE: This illustration is based off the interior Drive-In bay layout provided by UHI Construction.



NOTE: Facility Imaging Basics Program Books can be found on property.uhaul.com under the DESIGN tab >> Art Department Downloads Projects.

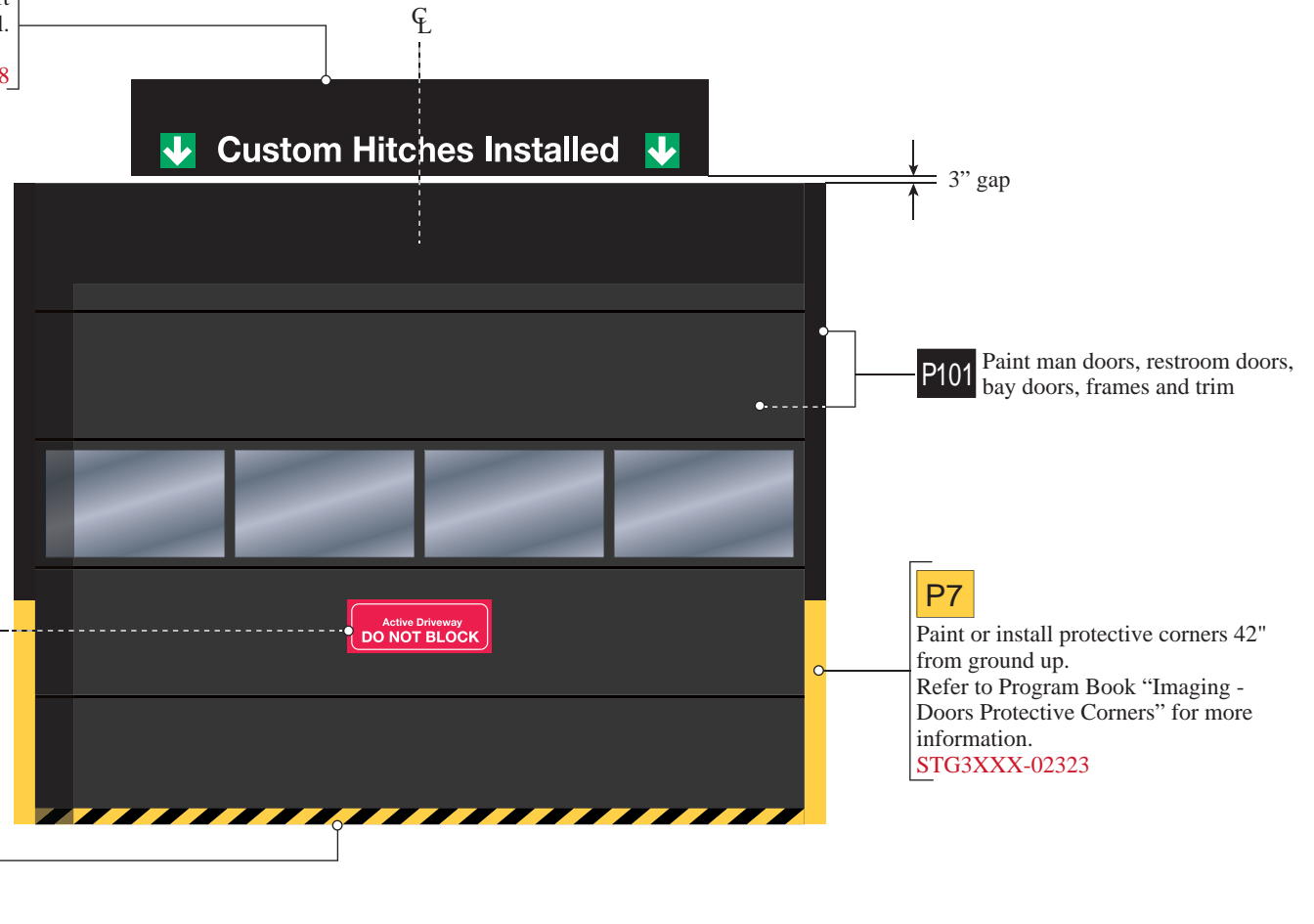
Paint Curbs on both sides of driveway(s) **P7** Chrome Yellow, from the first Curb/Concrete Seam perpendicular to the Right-Of-Way to the beginning of sidewalk as shown. See figure #1. If the first seam is more than 8'-0" from the driveway opening, stop the paint line at a distance 5'-0" from the driveway opening as shown. See figure #2. For any other variations outside of what is shown, please contact UHI Art Dept.



NOTE: Order signs from WEBBEST

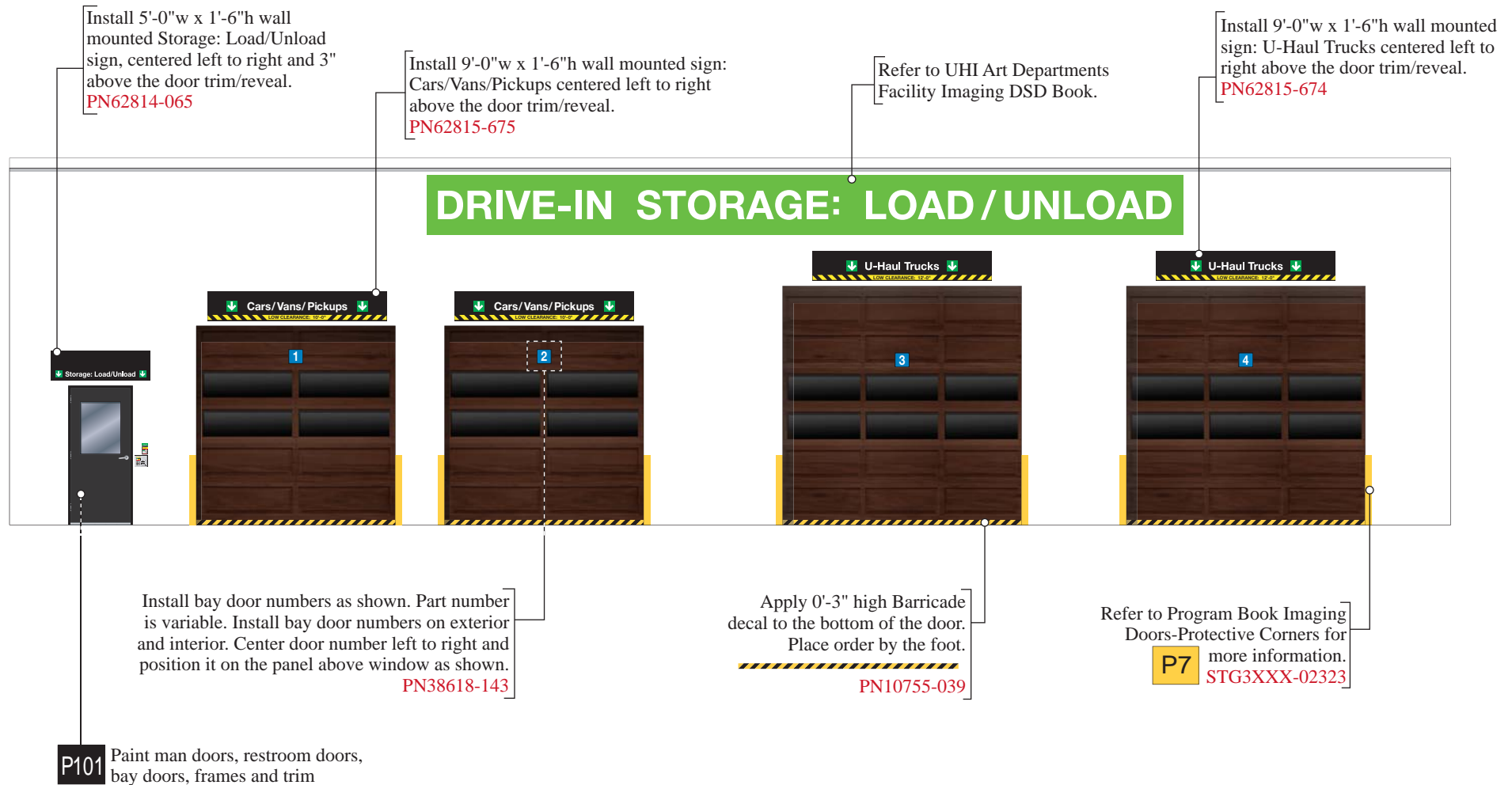
Install 9'-0" W x 1'-6" H wall mounted Custom Hitches Installed sign, centered left to right and 3" above the door trim/reveal.

↓ Custom Hitches Installed ↓ PN62814-068



NOTE: Clopay Residential Classic Collection Architectural Series Plain Long Windows. Windows on 3rd panel from ground up; 3rd and 4th if door is higher than 8' tall. Door finish - Ultra-Grain Classic Walnut

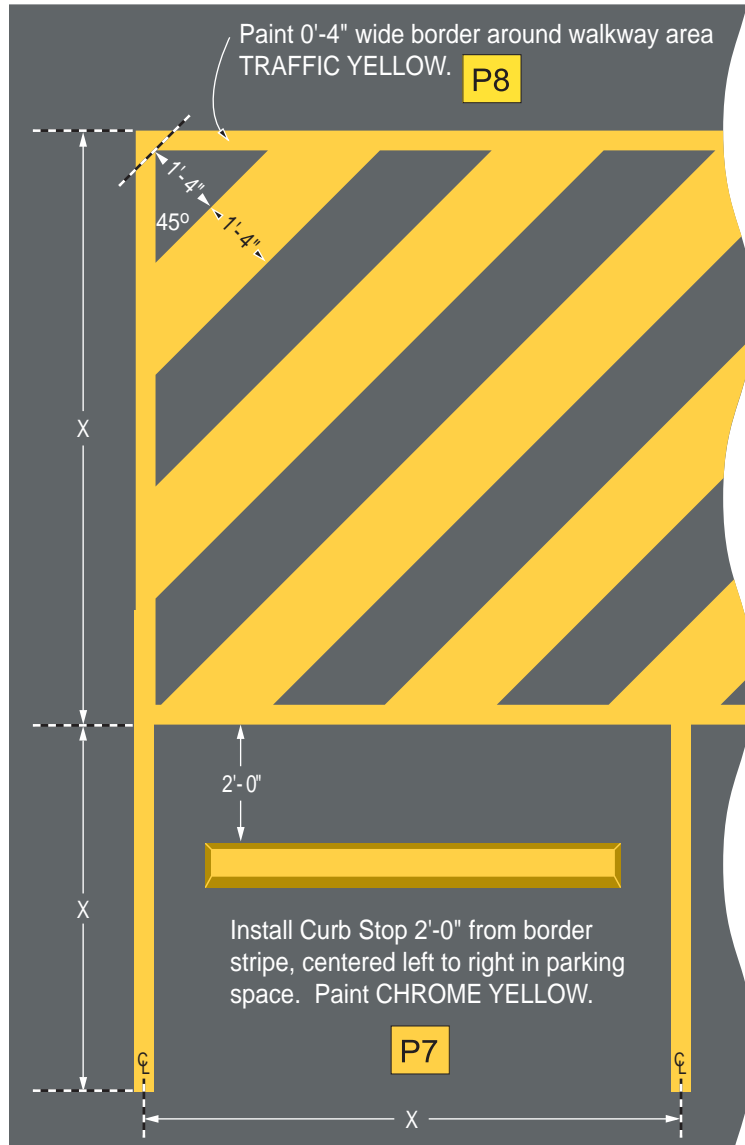
NOTE: Order signs from WEBBEST



NOTE: THE FOLLOWING INFORMATION IS PROVIDED AS A GENERAL GUIDELINE FOR PAINTING ON PAVEMENT SURFACES.
ALWAYS FOLLOW SITE SPECIFIC DRAWINGS FOR EXACT DETAILED MEASUREMENTS AND PAINT INFORMATION.

LOAD/UNLOAD STRIPING with NO SIDEWALK AT LOADING AREA

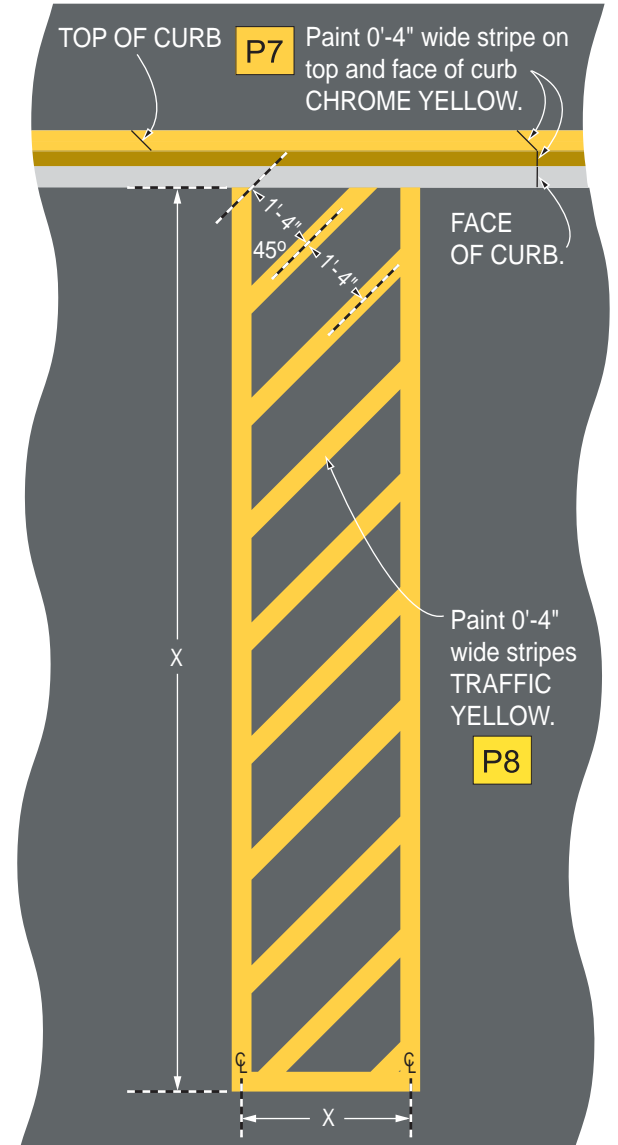
Paint stripes 1'-4" wide. Begin 1'-4" from corner to edge of first line @45 degree angle as shown.



Note: All Measurements marked as "X" will be noted on Site Specific Detailed Drawings.

PARKING BARRICADE STRIPING (TYPICAL)

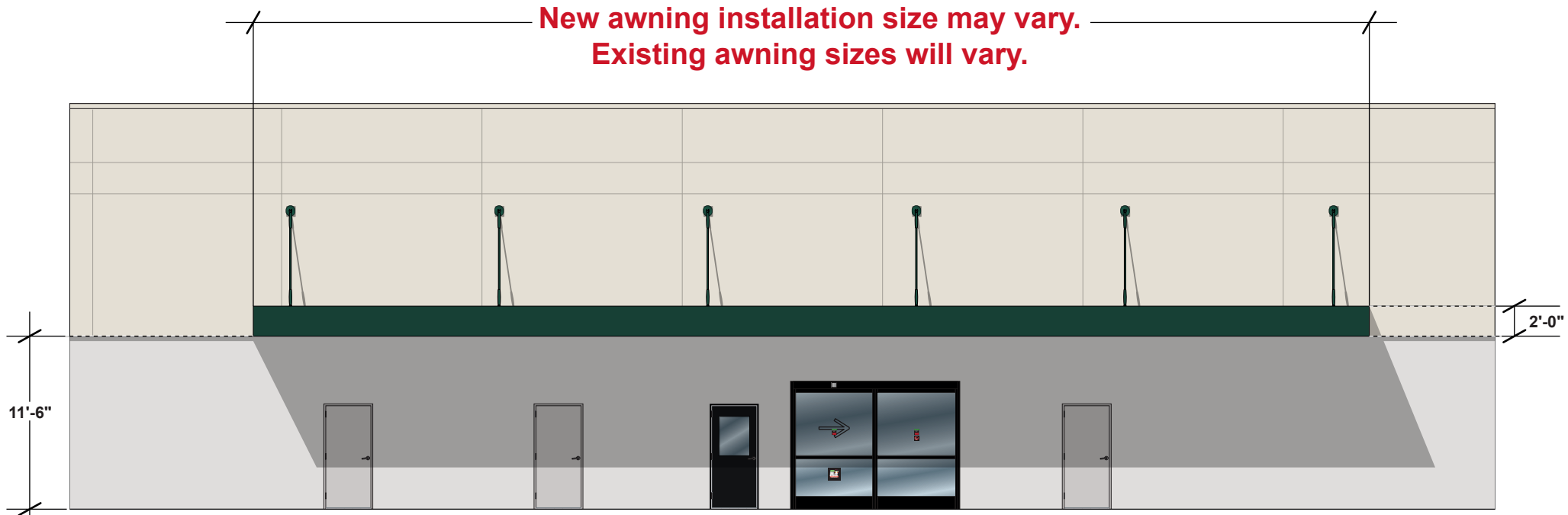
Paint stripes 4" wide, 1'-4" from corner to center of first line @45 degree angles as shown.





NOTE: Contact **Josh Hentelleff** or **Richard Baranski** (or search on property.uhaul.com under [View or Add documents](#)) to receive the **Max Security Imaging Book** for your center. Proper placement of the Max Security card swipes, signage, and rules board will be called out in the Max Security Imaging Book.

Dock and Awning Detail



Existing awning size and height may vary.



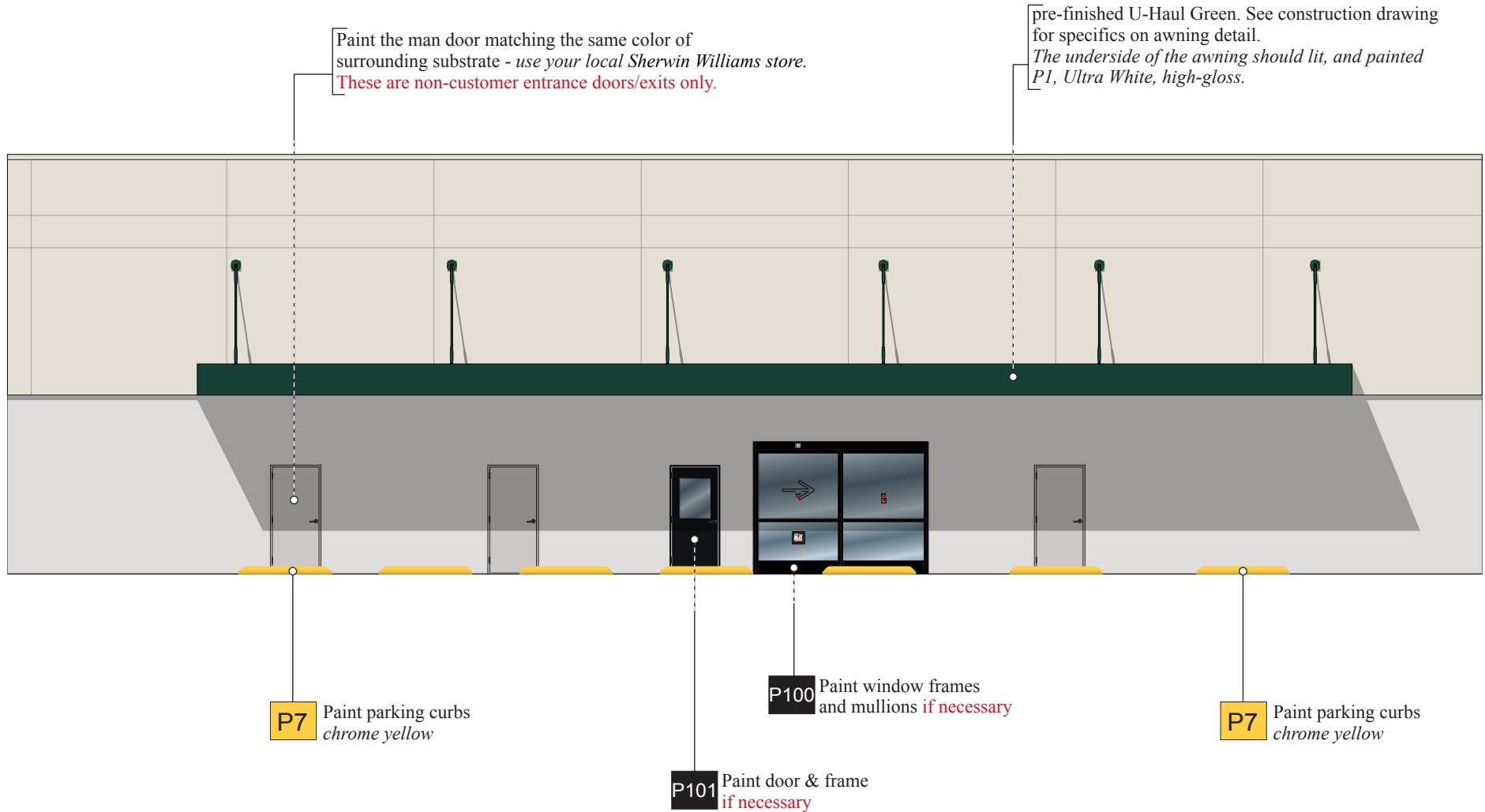
FACILITY IMAGING DEPARTMENT

STORAGE LOAD/UNLOAD AREA WITH NO DOCK / DIRECTIONAL SIGNAGE & IMAGING

EXAMPLE NO DOCK scenario

NOTE: Contact **Josh Hentelleff** or **Richard Baranski** (or search on property.uhaul.com under [View or Add documents](#)) to receive the **Max Security Imaging Book** for your center. Proper placement of the Max Security card swipes, signage, and rules board will be called out in the Max Security Imaging Book.

Paint Detail



NOTE: Contact **Josh Hentelleff** or **Richard Baranski** (or search on property.uhaul.com under [View or Add documents](#)) to receive the **Max Security Imaging Book** for your center. Proper placement of the Max Security card swipes, signage, and rules board will be called out in the Max Security Imaging Book.

Sign Installation

Avoid Duplicating Sign Orders!

Check with Josh Hentelleff or Richard Baranski to see if your signage has been ordered.

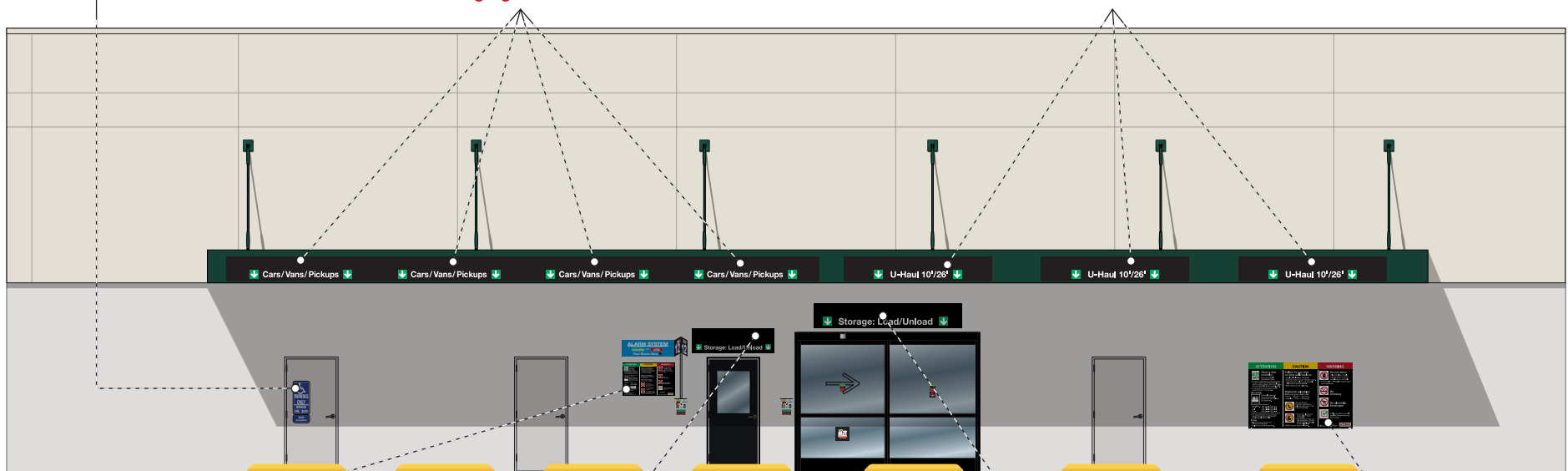
Parking Only Minimum Fine \$250
PN62814-319
Van Accessible
PN62814-323

Cars/Vans/Pickups signs (9'-0" w x 1'-6" h) centered left to right in parking spaces, overlapping black panels with barricade stripes.

9'w wall mounted PN62814-097
9'w hanging PN62814-098
5'w wall mounted PN62814-095
5'w hanging PN62814-096

Install the **U-Haul 10'26'** signs (9'-0" w x 1'-6" h) centered left to right in parking spaces, overlapping black panels with barricade stripes.

9'w wall mounted PN62814-101
9'w hanging PN62814-102
5'w wall mounted PN62814-099
5'w hanging PN62814-100



Install 3'-2" W x 2'-0" H **Small Rules Board** 6'-2" to the top of the sign and 0'-6" from the edge of the door frame as shown.
PN62814-163

Install 5'-0" W x 1'-6" H wall mounted **Storage: Load/Unload** sign, centered left to right and 3" above the door trim/reveal.
PN62814-065

Install 9'-0" W x 1'-6" wall mounted **Storage: Load/Unload** sign, centered left to right above the door trim/reveal.
PN62814-067

Install 76" W x 48" H **Medium Rules Board** 6'-2" to the top of the sign and 0'-6" from the edge of the door frame as shown.
PN62814-167

NOTE: Contact **Josh Hentelleff** or **Richard Baranski** (or search on property.uhaul.com under [View or Add documents](#)) to receive the **Max Security Imaging Book** for your center. Proper placement of the Max Security card swipes, signage, and rules board will be called out in the Max Security Imaging Book.

Sign Barricade Striping Detail

Avoid Duplicating Sign Orders!

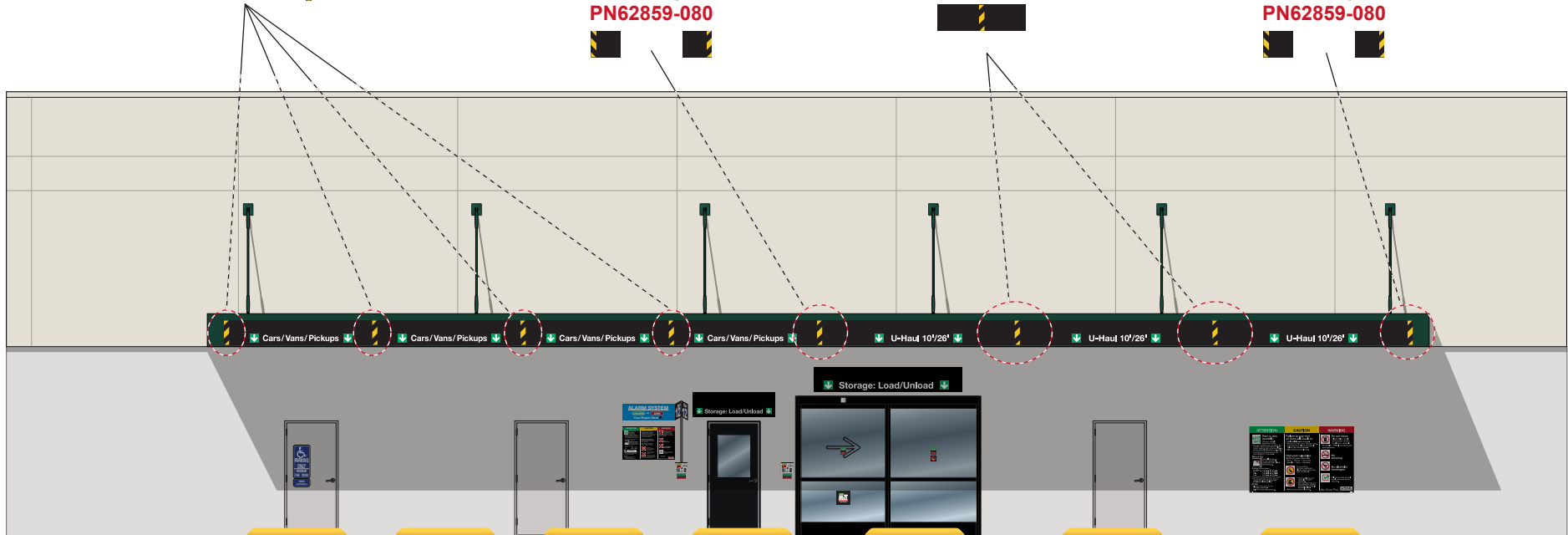
Check with Josh Hentelleff or Richard Baranski to see if your signage has been ordered.

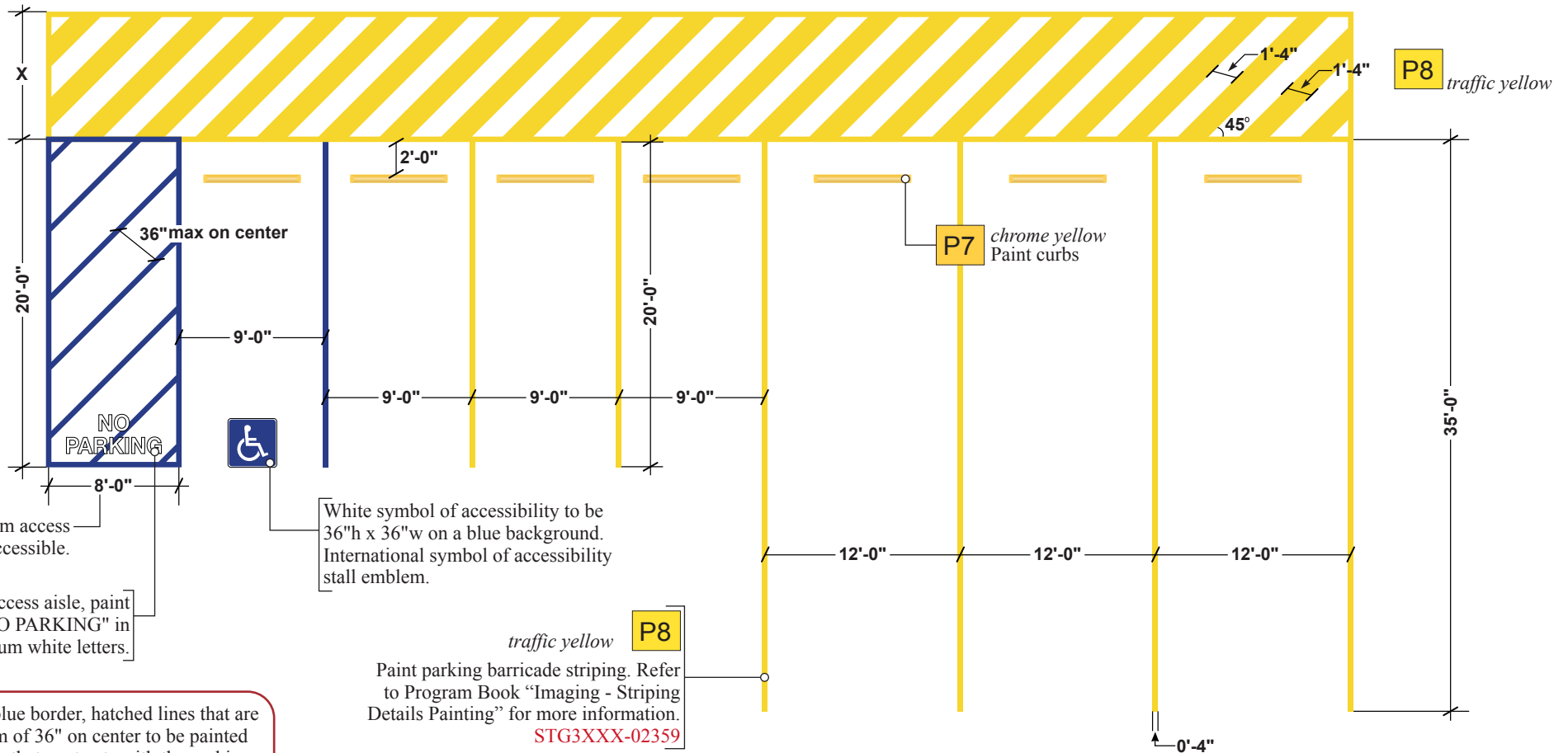

Vertical Barricade Stripe sign
(0'-4"w x 2'-0"h), align with parking stripes.
PN62859-078

Cut to fit - **Black Edge Panel with Barricade Striping** (2'-0"w x 1'-6"h), align centerline of the striping on panel with centerline of parking stripe below.
PN62859-080

Sign Barricade Stripe sign
(5'-0"w x 1'-6"h); align with parking stripes.
PN62859-079

Cut to fit - **Black Edge Panel with Barricade Striping** (2'-0"w x 1'-6"h), align centerline of the striping on panel with centerline of parking stripe below.
PN62859-080





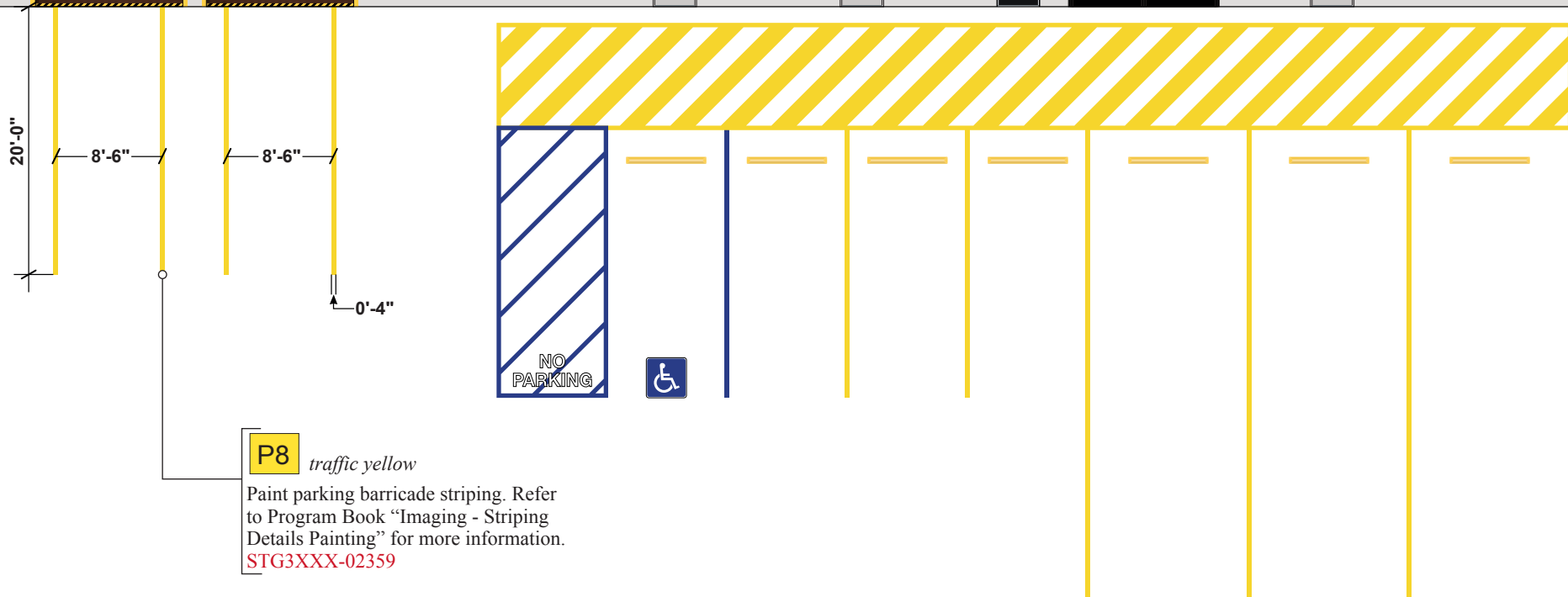
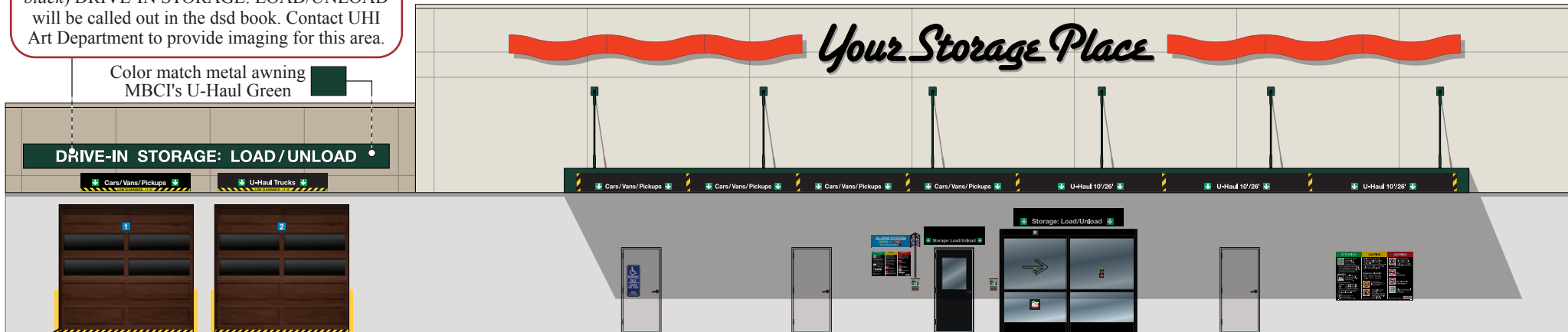
Ground Striping Detail

NOTE: Contact **Josh Hentelleff** or **Richard Baranski** (or search on property.uhaul.com under [View or Add documents](#)) to receive the **Max Security Imaging Book** for your center. Proper placement of the Max Security card swipes, signage, and rules board will be called out in the Max Security Imaging Book.

Helvetica Neue 75 Bold flat face font (white or black) DRIVE-IN STORAGE: LOAD/UNLOAD will be called out in the dsd book. Contact UHI Art Department to provide imaging for this area.

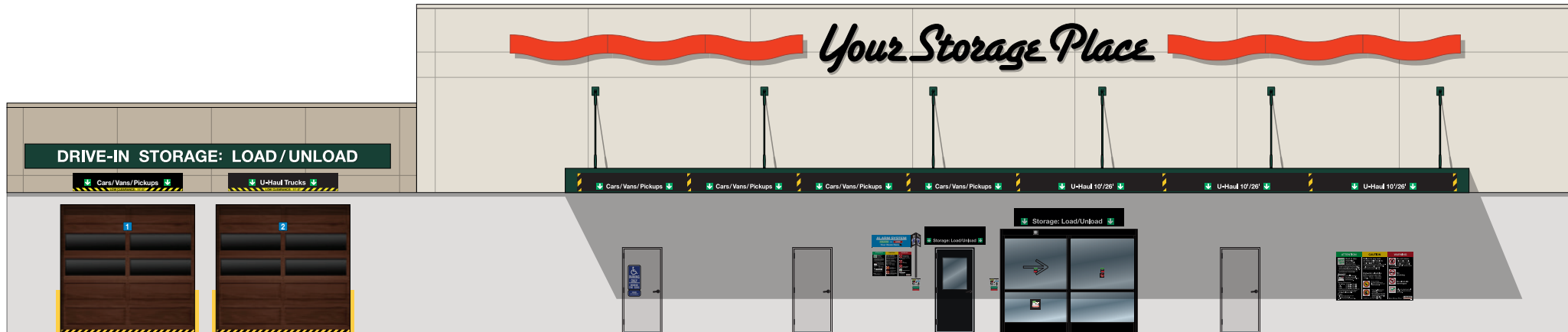
Color match metal awning
MBCI's U-Haul Green

Final Layout with Drive-In Storage page 1 of 2



NOTE: Contact **Josh Hentelleff** or **Richard Baranski** (or search on property.uhaul.com under [View or Add documents](#)) to receive the **Max Security Imaging Book** for your center. Proper placement of the Max Security card swipes, signage, and rules board will be called out in the Max Security Imaging Book.

Final Layout with Drive-In Storage page 2 of 2



Install bay door numbers as shown. Part number are variable. Install the bay door numbers on the **exterior** and **interior** doors. Center the door number from left to right, and position it on the 4th panel 3" above the 3rd panel as shown.

PN38618-143



Choose & Install 9'-0" W x 1'-6" wall mounted Cars/Vans/Pickups sign, U-Haul Trucks sign, or DRIVE-IN STORAGE: sign (*pending on your application*). Center signage from left to right above the door trim/reveal.



PN:62815-675



PN62815-674



PN62815-768



NOTE: Clopay Residential Classic Collection Architectural Series Plain Long Windows. Windows on 3rd panel from ground up; 3rd and 4th if door is higher than 8' tall. Door finish - Ultra-Grain Classic Walnut

NO SUBSTITUTIONS OR DEVIATIONS ALLOWED
 Unless in writing by "authorized" U-Haul® Art. Dept. Personnel.

MANUFACTURING NOTES:

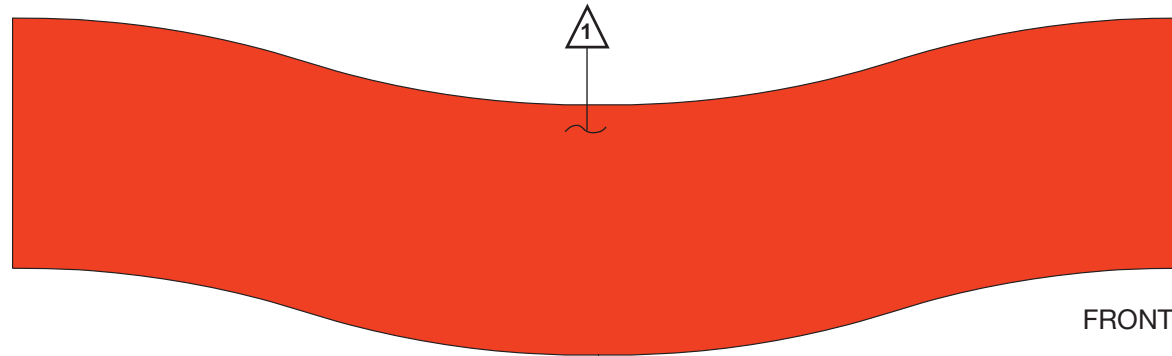
Material(s) Specifications - Signs - Wave

Material: 11 gauge steel
 Color: Powder Coated UHI Orange
 Gloss Finish
 Fabrication: As Specified
 Typ. Trade:

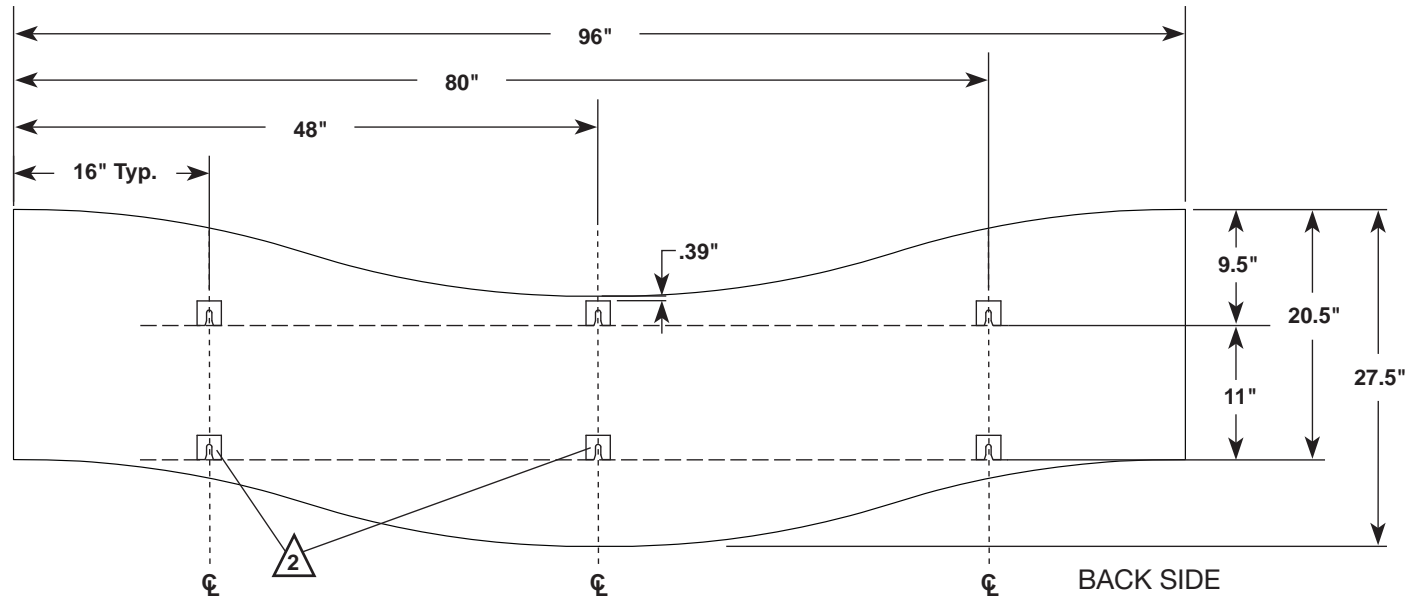
WAVE PANEL ACCESSORIES (Reference Only)

Description	Part Number
Wave Section "H" x 15"	69691-007(0)
Wave Section "H" x 18"	69691-008(0)
Wave Section "H" x 20.5"	69691-009(0)
Wave Corner "L" x 15"	69691-010(0)
Wave Corner "L" x 18"	69691-011(0)
Wave Corner "L" x 20.5"	69691-012(0)

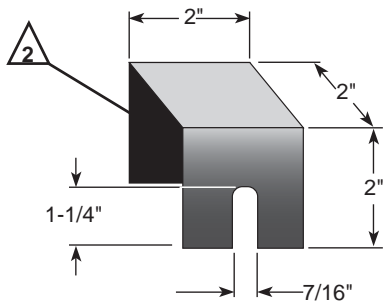
DRAWING IN PROPORTION. USE MEASUREMENTS PROVIDED FOR MANUFACTURING.



FRONT SIDE



BACK SIDE



NOTES

This drawing has been revised to show new location of support brackets. Additional P/N's listed in this BP are for reference only, these parts are provided as needed and may be ordered using P/N's listed.

1 "Wave"
 Material: 11 gauge steel
 Color: Powder coated UHI Orange gloss finish

2 "Support Bracket"
 Material: 16-Ga. Steel, powder coated UHI Orange. To be fabricated & welded to wave per specs.
 6-pcs. per wave

Proj. Req. By: Mark Rafferty
 UHI AE: Mark Rafferty
 UHI Proj. #: N/A
 Description: N/A

Item's Purpose: To help promote the facility imaging
 Item Displayed: attached to fascia
 Item Life Expectancy: N/A

Prod. Qty: As Req. Bid Quote: N/A
 Start / Comp. Date: As Req.
 Ship To: Ordering Entity
 Charge To: Ordering Entity

Item Status: Revised
 Item Replaces: STG6135-03570(0)
 Item Replaced Status: N/A
 Charge Item Rep. To: N/A

Art P/N(s): STG6135-03570(A)
 AMERCODE P/N(s): 69691-005(0)
 Drawing Date(s): 11/17/05
 Revision Date(s): 04/15/09

Artist: R. Lopez
 Mgr: M. Hamel
 Approved Date: 04/27/09
 Approved By: M. Hamel

NO SUBSTITUTIONS OR DEVIATIONS ALLOWED
 Unless in writing by "authorized" U-Haul® Art. Dept. Personnel.

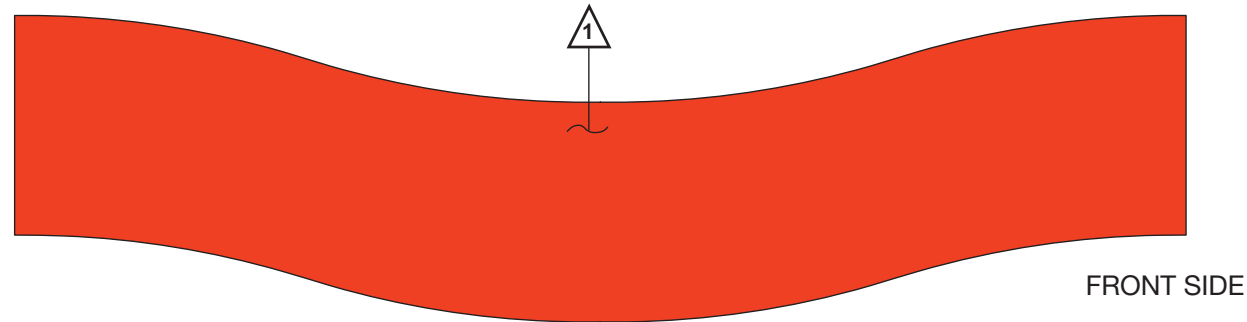
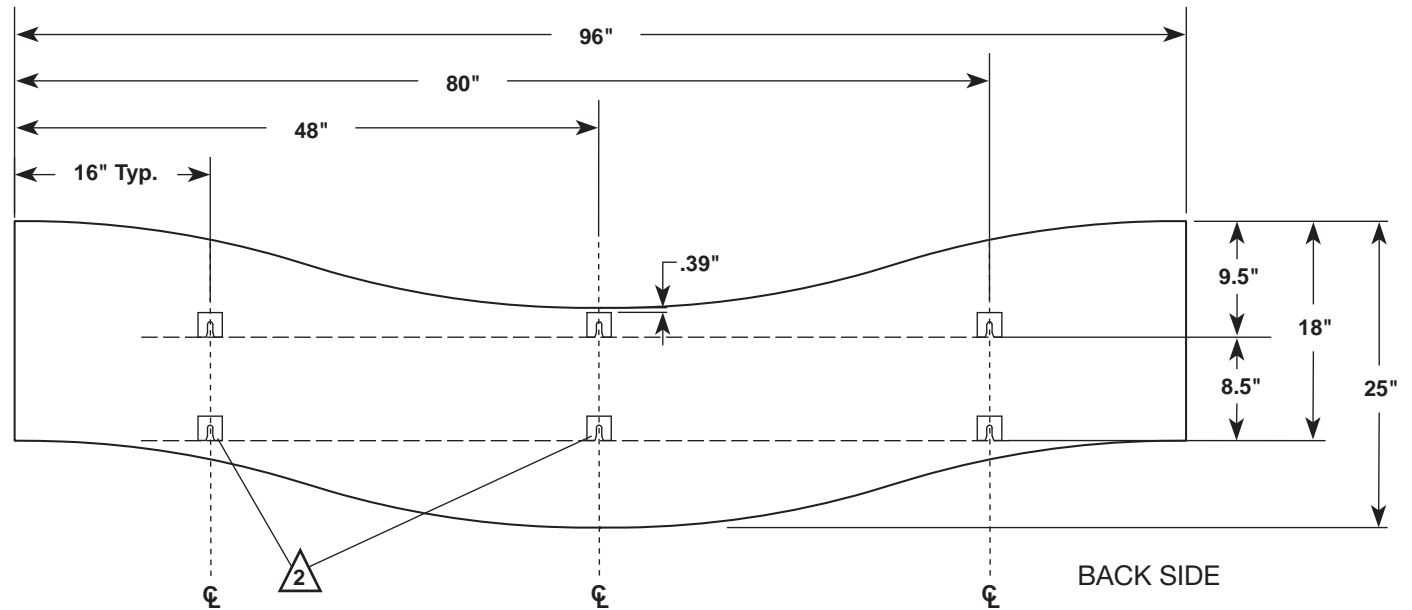
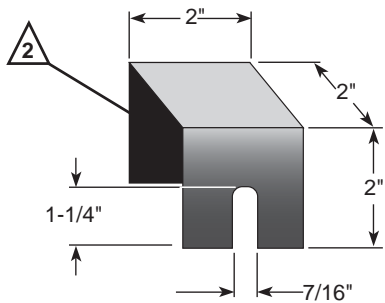
DRAWING IN PROPORTION. USE MEASUREMENTS PROVIDED FOR MANUFACTURING.

MANUFACTURING NOTES:
Material(s) Specifications - Signs - Wave

Material: 11 gauge steel
 Color: Powder Coated UHI Orange
 Gloss Finish
 Fabrication: As Specified
 Typ. Trade:

WAVE PANEL ACCESSORIES (Reference Only)

Description	Part Number
Wave Section "H" x 15"	69691-007(0)
Wave Section "H" x 18"	69691-008(0)
Wave Section "H" x 20.5"	69691-009(0)
Wave Corner "L" x 15"	69691-010(0)
Wave Corner "L" x 18"	69691-011(0)
Wave Corner "L" x 20.5"	69691-012(0)


FRONT SIDE

BACK SIDE

NOTES

This drawing has been revised to show new location of support brackets. Additional P/N's listed in this BP are for reference only, these parts are provided as needed and may be ordered using P/N's listed.

	"Wave" Material: 11 gauge steel Color: Powder coated UHI Orange gloss finish
--	--

	"Support Bracket" Material: 16-Ga. Steel, powder coated UHI Orange. To be fabricated & welded to wave per specs. 6-pcs. per wave
--	--

Proj. Req. By: Mark Rafferty
 UHI AE: Mark Rafferty
 UHI Proj. #: N/A
 Description: N/A

Item's Purpose: To help promote the facility imaging
 Item Displayed: attached to fascia
 Item Life Expectancy: N/A

Prod. Qty: Bid Quote: N/A
 Start / Comp. Date: As Req.
 Ship To: N/A
 Charge To: N/A

Item Status: Revised
 Item Replaces: STG6135-03571(0)
 Item Replaced Status: N/A
 Charge Item Rep. To: N/A

Art P/N(s): STG6135-03571(A)
 AMERCODE P/N(s): 69691-006(0)
 Drawing Date(s): 04/18/05
 Revision Date(s): 04/15/09

Artist: R. Lopez
 Mgr: M. Hamel
 Approved Date: 04/27/09
 Approved By: M. Hamel

WAVE INSTALLATION INSTRUCTIONS

Introduction

These are general instructions for installing the wave design for your Facilities Imaging, Design Set Drawings (DSD). Thoroughly read the DSD and these instructions before proceeding with wave installation. During installation you will most likely encounter mounting surfaces that include uneven walls, fascias and articulating building elevations. Therefore, the waves must be installed with a metal strut raceway to insure they are installed plumb and level. This is also the easiest way to install the wave.

Metal strut raceway, often called unistrut or superstrut, is a metal framing component system that allows you to span across and fur out uneven sections of exterior wall allowing the wave installation to be one continuous even plane. It provides structural stability across multiple wave sections.

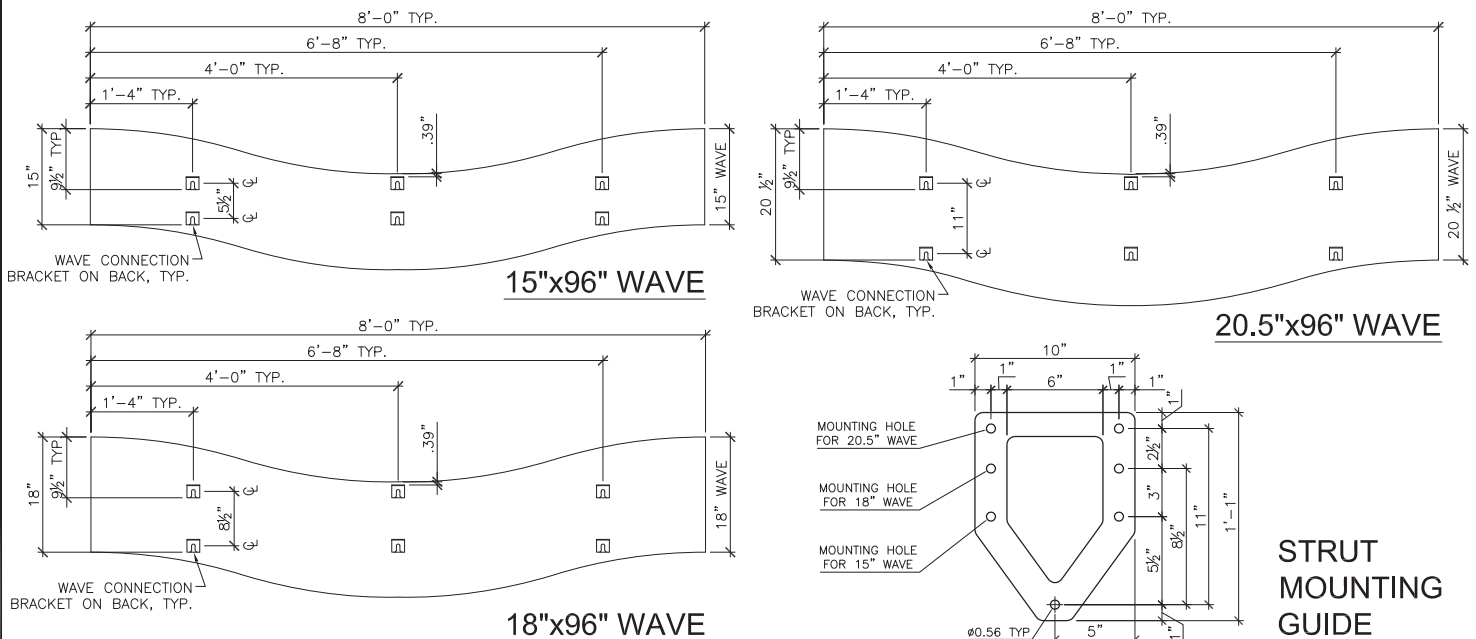
Since wall materials vary, the metal strut and fasteners for installing the waves are not included with your wave shipment. The wave itself is designed to attach to metal strut raceway. Listed below are suitable manufacturers for obtaining strut and fasteners. Each of these manufacturers provide a strut system with channel fittings and fasteners to create a structural metal spanning system that will mount to any exterior wall system without welding or special fabrication.

Metal strut manufacturers: (These are 99% interchangeable)

- Thomas & Betts Superstrut - available at The Home Depot, Grainger or find a local distributor on www.tnb.com
- Unistrut - www.unistrut.org
- Cooper B-Line - www.b-line.com

Most electrical supply companies will carry one of these manufacturers. Utilize the manufacturer / distributor that is most accessible to you.

There are three different wave sizes. Please refer to your DSD for the correct wave size for your project.



AMERCO.
REAL ESTATE COMPANY

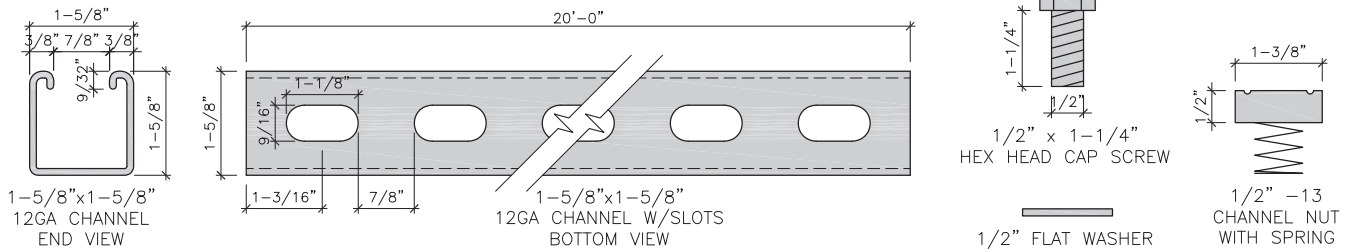
WAVE INSTALLATION

FILE NAME: INSTALLATION & DIAGRAMS (7).DWG
SECTION #: -
REVISED: 11/30/10
SCALE: N.T.S.

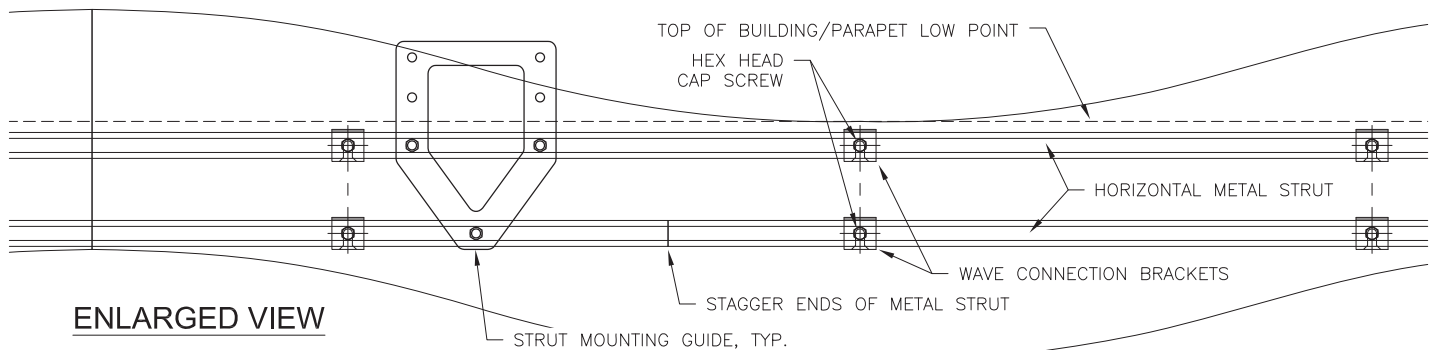
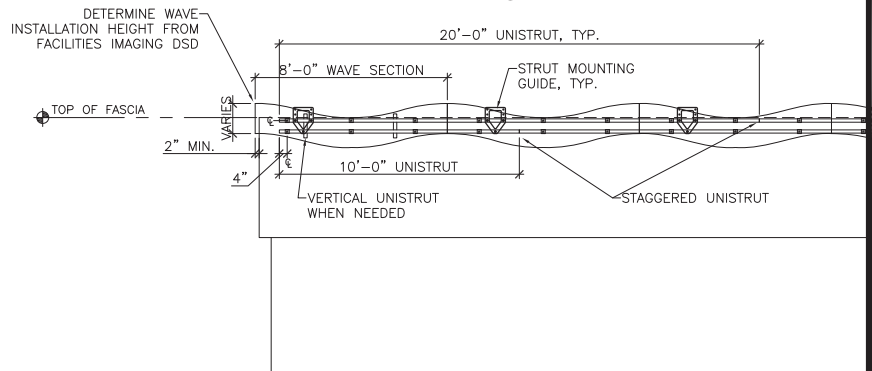
STG4138-05814(0)BP.ai
SHEET:
1 of 3
DETAIL

WAVE INSTALLATION INSTRUCTIONS (CONT'D)

- Standard wave installation utilizes two raceways of metal strut assemblies. One top and one bottom raceway assembly.
- 20-foot sections of metal strut are preferred and easily provide the best structural stability. Metal strut must be installed with sufficient connections to the building, to support the wave. Use hardware best suited for the type of exterior wall to which the waves are being mounted. A minimum 3/8" round hardware spaced a minimum of 24" on center. With 20-foot sections of strut, you can span over 10 feet if necessary.
- Use 1-5/8"x1-5/8" 12 gauge galvanized metal strut. Fasten wave to strut with 1/2" channel nut with spring, 1/2"x1-1/4" hex head cap screw and 1/2" flat washer. All materials and fasteners must be corrosion resistant.



- Using the Facilities Imaging DSD guidelines, determine where the top raceway must be installed. Your starting point must be measured from the lowest roofline or parapet edge.
- With a level and chalk line, set and mark the level horizontal line across the entire length of the wall to which the metal strut raceway will mount.
- Install the top metal strut raceway in its entirety before installing the bottom raceway. **Setting the top raceway correctly is the key to maintaining a plumb and level installation.**



- Install the metal strut sections on the exterior wall to bridge the abutting joints of the wave when they are mounted to the strut. Ensure that the metal strut joints are offset from the wave joints.
NOTE: You will also need to stagger the bottom raceway offset from the top raceway joints to provide structural stability.

AMERCO.
REAL ESTATE COMPANY

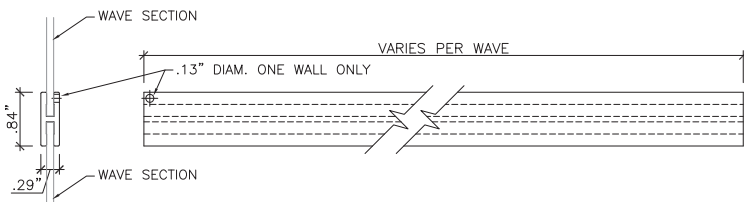
WAVE INSTALLATION

FILE NAME: INSTALLATION & DIAGRAMS (7).DWG
SECTION #: -
REVISED: 11/30/10
SCALE: N.T.S.

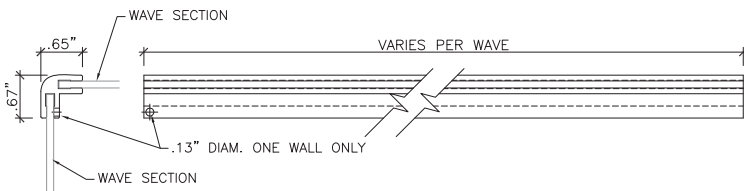
STG4138-
05814(0)BP.ai
SHEET:
2 of 3
DETAIL

WAVE INSTALLATION INSTRUCTIONS (CONT'D)

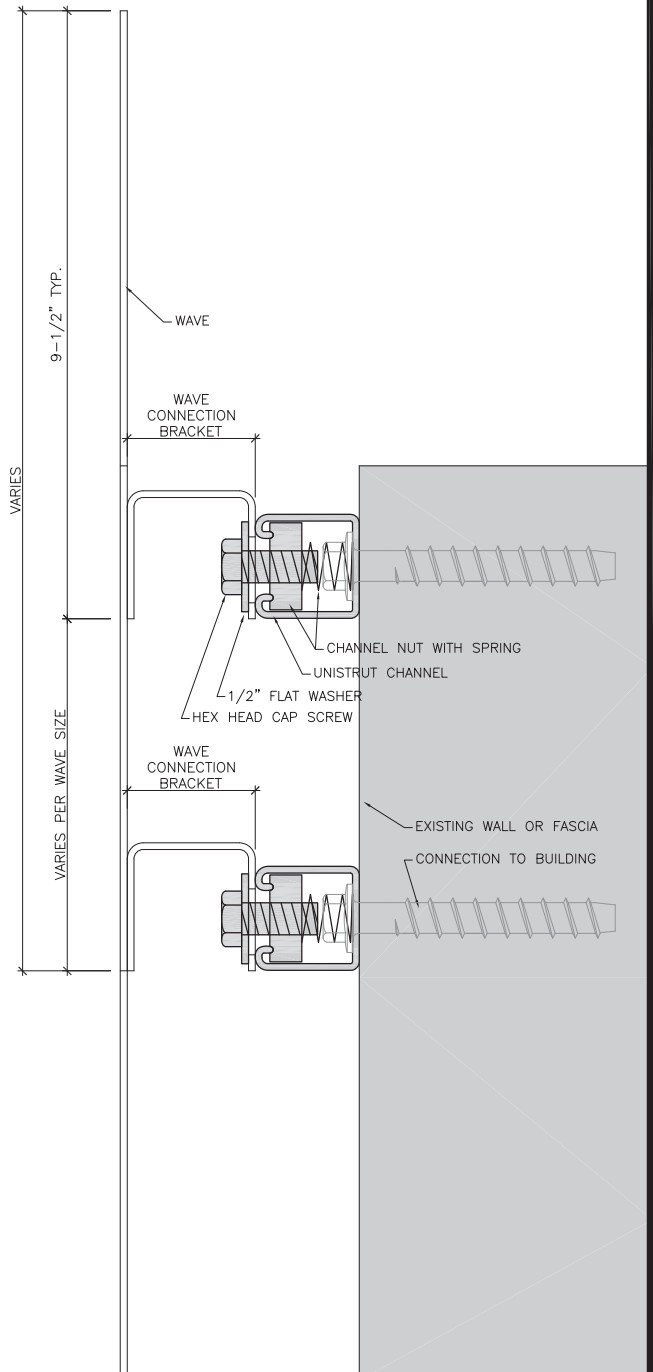
8. It may be necessary to fur out recessed portions of the exterior wall with additional metal strut to maintain a continuous plane for the wave. This is accomplished by stacking the metal strut channel, bolting them together and/or in combination with the manufacturer's system of fasteners, channel fittings and hardware.
9. Once you have the entire raceway completely installed, using a level, verify that it is level end to end.
10. Install bottom horizontal metal strut raceway using the mounting guide provided. Install strut using 20-foot sections, staggering offset from the previously installed strut. Ensure stagger does not coincide with the end of the 8-foot wave section.
11. After all horizontal strut is installed and you have verified it is plumb and level, install the wave to the strut channel. Do not fully tighten the bolts until you have completed Step 12.
12. After the wave sections are in place, install the "L" clip at the corner, and the "H" clips between all wave sections. You may need to slide the wave sections left-to-right to insure a secure connection. Once the clips are securely installed, fully tighten bolts at the brackets.



WAVE SECTION "H"



WAVE CORNER "L"



AMERCO.
REAL ESTATE COMPANY

WAVE INSTALLATION

FILE NAME: INSTALLATION & DIAGRAMS (7).DWG
SECTION #: -
REVISED: 11/30/10
SCALE: N.T.S.

STG4138-05814(0)BP.ai
SHEET:
3 of 3
DETAIL



FACILITY IMAGING LIGHTING DISPLAY MANUAL

PAINT & LIGHTING SPECIFICATIONS FOR ALL STORAGE DISPLAYS

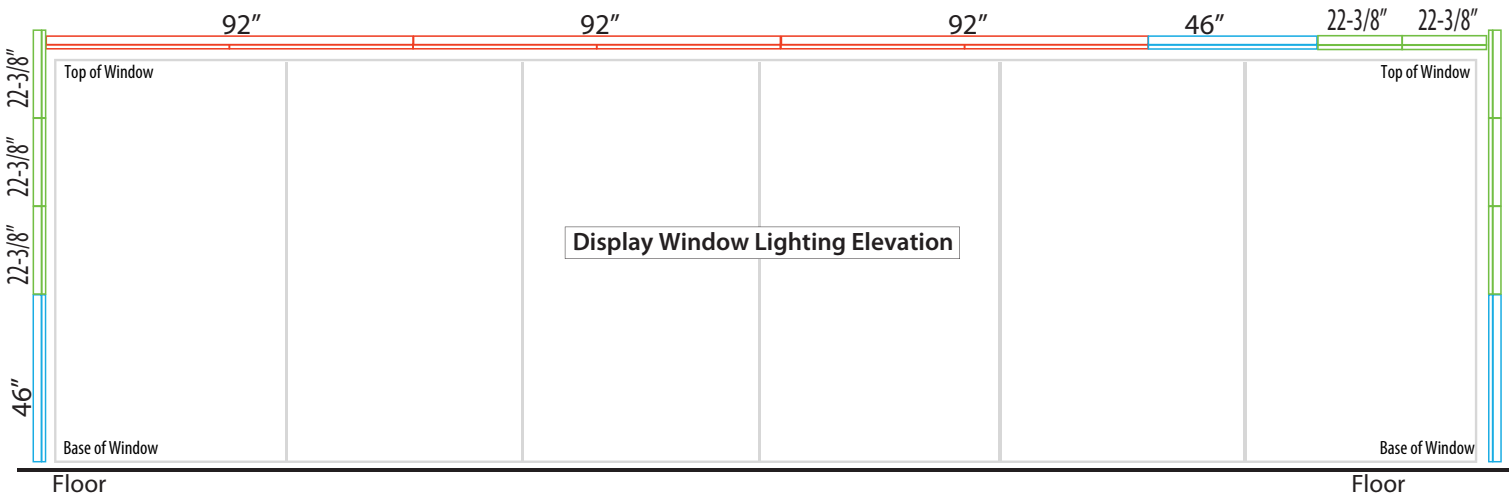


Use **P1** Ultra White - HIGH GLOSS Sher-Cryl High Performance Acrylic Brand. Std. SW Pkg. Factory Color. Sherwin Williams PN B66-W300 Ultra White 1 gal. PN 10271-148, 5 gal. PN 10271-149



Note: Always refer to location Design Set Drawing (DSD) Book for additional information.

For Example Only
Not To Scale

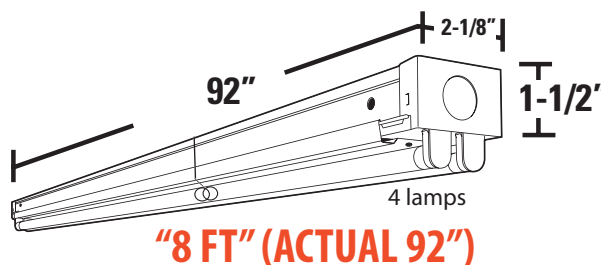
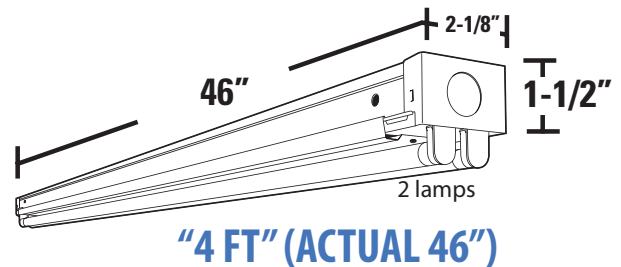
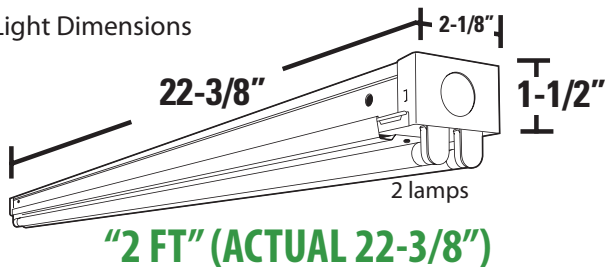


Example for placement of light fixtures only
Not intended for display window design or construction

Notes:

1. Display window light fixtures must be T5, 2-lamp strip light fixtures
2. Lamps must be T5 high output, 54 watt
3. All light fixtures must be installed end-to-end to provide for a continuous row of light fixtures around perimeter of window area
4. Use any combination of 8ft, 4ft, or 2ft fixture to prevent falling short, and to fill gaps as needed
5. The reflector accessory is an often helpful option
6. DO NOT use wire cages or plastic tube guards for lamp protection

T5 Strip Light Dimensions



T5 Strip Light Part Numbers



T5/2-LAMP STRIP LIGHT

Baked white enamel finish

"2 FT" : PART # Z2-24T5HO MVOLT GEB10PS

"4 FT" : PART # Z2-54T5HO MVOLT GEB10PS

"8 FT" : PART # TZ2-54T5HO MVOLT 1/4GEB10PS

Ballasts and lamps are included with all 3 sizes

Asymmetric Reflector Part Numbers



ASYMMETRIC REFLECTOR ACCESSORY

An often helpful option

"2 FT" Baked white enamel finish : PART # Z5ASR22

"2 FT" Mirror finish : PART # Z5ASR22-SSR

"4 FT" Baked white enamel finish : PART # Z5ASR46

"4 FT" Mirror finish : PART # Z5ASR46-SSR

"8 FT" Use 2 of the 4' reflector

Baked white enamel finish : Qty 2 of PART # Z5ASR46

Mirror finish : Qty 2 of PART # Z5ASR46-SSR

Lamps

"2 FT" Part # 54T5HO 54 Watt / High Output / 5000K

"4 FT" Part # 24T5HO 24 Watt / High Output / 5000k

Imaging Checklist

Listed are essential imaging priorities that when not maintained can cause confusion to the customer and show a sign of negligence on our part. Simple imaging (as listed below) can create drastic imagery for potential customers who are only looking for direction when choosing their place of business.

- Painting Driveways & Curb-Cuts** - Reference program book **STG3XXX-02328**
- Painting Striping at U-Haul Centers** - Reference program book **STG3XXX-02359**
- Tree Trimming** - Trim trees 12'-15' up from the ground.
- Window Display Lighting** - Install Lithonia Lighting Model Z2-54T5HO-MVOLT-GEB10PS, T5 daylight double bulbs with mirror reflectors around the interior window edges. Paint area around windows P1 high-gloss white. U-Haul has a national account with Graybar lighting. Our contact is Bruce Ledgerwood - bruce.ledgerwood@graybar.com
- Metal Signs** - Customer Entrance, Storage Load/Unload, Custom Hitches Installed, U-Box Storage Load/Unload - *order signage using webbest (part number required).*
- Plastic Lettering Signage** - MOVING SUPPLIES, BOXES, CUSTOM HITCHES, PROPANE, SELF-STORAGE, address (*place order with UHI Purchasing - contact Molly Graves - ext. 545428*)
- U-Box Bay Door & Man Door Imaging** - Reference program book **STG3XXX-05505**
- Trim/Molding Door Corner Protectors** - Reference program book **STG3XXX-02323**
- Signage, U-Haul Center Front Doors** - Reference program book **STG3XXX-02832**
- Signage, Waste Disposal Systems** - Reference program book **STG3XXX-03114**
- Signage, Motor Vehicle Access Gates** - Reference program book **STG3XXX-03142**
- Painting Jersey Wall Barrier** - Reference program book **STG3XXX-05334**
- Signage, U-Haul Center Restroom Doors** - Reference program book **STG3XXX-02488**
- Imaging Storage Doors** - Reference program book **STG3XXX-02346**
- Awning Program** - Reference program book **STG3XXX-01194**
- Modular Sign Program** - Reference program book **STG3XXX-01174**
- Storage Window Display Banners** - Reference program book **STG3XXX-22873**



Request: Request for Sign Variance, Property located at 5022 Murfreesboro Road (Tax Map 015, Parcel 17.04). C-2 (Highway Service) Zoning District. Property owned by NFA Investment, Inc.

Reviewed By: Bo Logan, Planning Director

Summary

The applicant is requesting approval of a sign variance on behalf of their client, Deli Taco. This site is nearing completion and was approved by the planning commission in October 2021.

The property is located in an overlay.

The applicant has identified a need for more signage than is allowed by the municipal zoning ordinance. Per the signage regulations codified in Section 4.070 of the zoning ordinance, commercial and industrial structures are allowed additional signage as long as they meet the requirements set forth in the ordinance.

In addition to the normal signage allowed, the owners would like to install an additional monument sign at the site along Waldron Road. The shape and colors of the sign are indicated on the plans in the packet.

The proposed sign is sized 7' x 14' not including the base, or 98 sq. ft.

There has been a BOZA sign on the property for over 2 weeks (at the time of this writing), and staff has received only one phone call of inquiry.

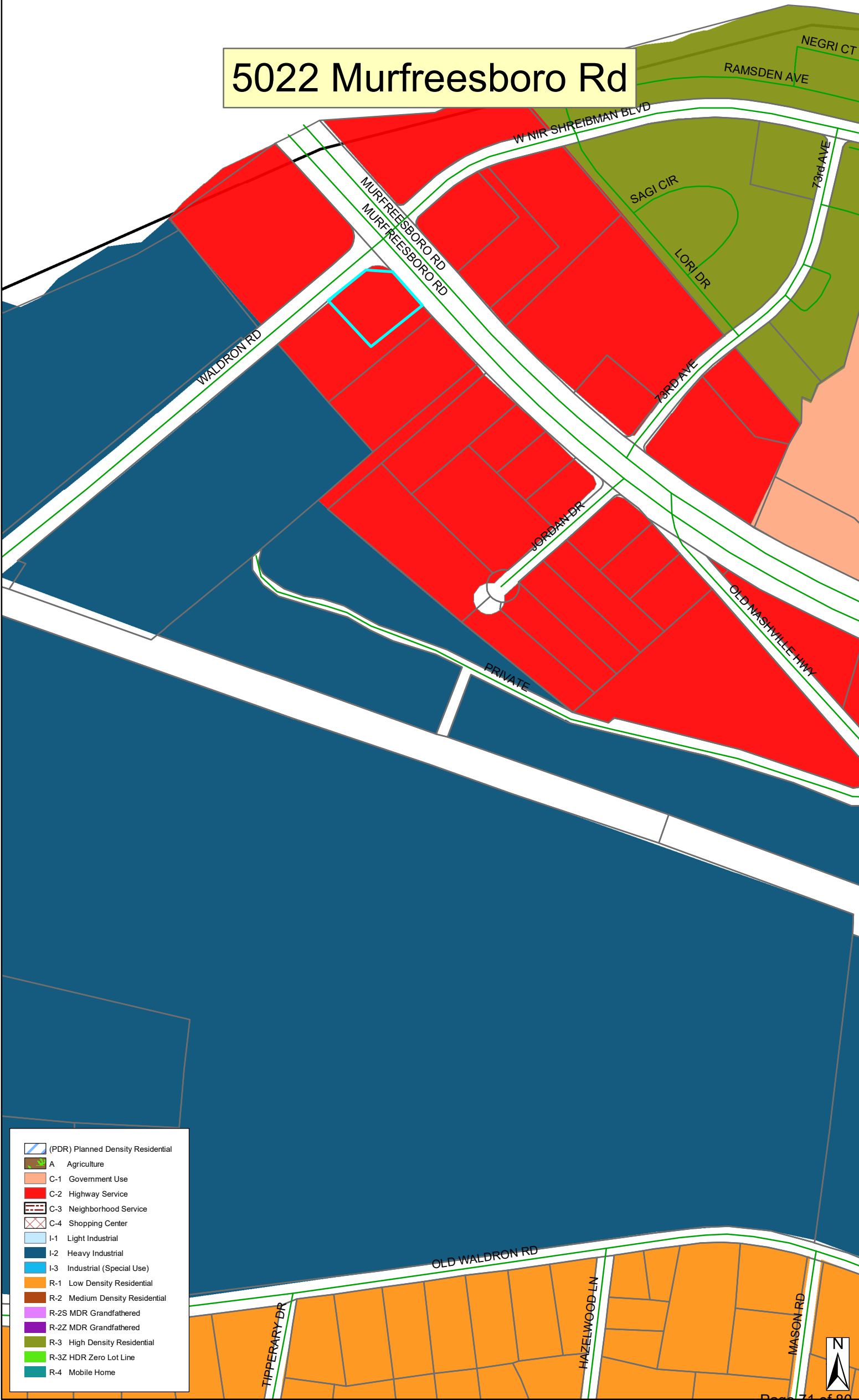
5022 Murfreesboro Rd



















5022 Murfreesboro Rd



5022 Murfreesboro Rd



-  (PDR) Planned Density Residential
-  A Agriculture
-  C-1 Government Use
-  C-2 Highway Service
-  C-3 Neighborhood Service
-  C-4 Shopping Center
-  I-1 Light Industrial
-  I-2 Heavy Industrial
-  I-3 Industrial (Special Use)
-  R-1 Low Density Residential
-  R-2 Medium Density Residential
-  R-2S MDR Grandfathered
-  R-2Z MDR Grandfathered
-  R-3 High Density Residential
-  R-3Z HDR Zero Lot Line
-  R-4 Mobile Home



City of La Vergne, Tennessee
5093 Murfreesboro Road, La Vergne, TN 37086 ♦ (615) 793-6295

BOARD OF ZONING APPEALS APPLICATION

APPLICANT INFORMATION

(Please Print or Type - Any Correspondence will be addressed to the individual.)

1. Date of Application: 2/22/2023 2. Phone Number: 615-432-4611
3. Property Owner's Name: AMERCO Real Estate CO
4. Property Owner's Address: 2727 N Central AVE STE 500 Phoenix, AZ 85004-1120
5. Your Name (If Different): Christopher Hardin
6. Address: 1519 Beasle RD Murfreesboro, TN 37128
7. Property Location: 503 New Paul Rd LaVergne, TN 37086

(If additional space is needed, please use an additional sheet of paper.)

Section 1 - Appeal the Decision of the Building Inspector / Codes Enforcement Officer.

8. Decision of the Building Inspector / Codes Enforcement Officer: _____

(If additional space is needed, please use an additional sheet of paper.)

Section 2 - Application for a Variance / Special Exception.


9. Type of Variance / Special Exception Needed: SIGN VARIANCE

10. Peculiar or Unusual conditions which justify the Variance Requested: _____

(If additional space is needed, please use an additional sheet of paper.)

In granting a variance, the Board shall ascertain that the following criteria are met:

1. Variances shall be granted only where special circumstances or conditions, fully described in the finding of the Board, do not apply generally in the district.
2. Variances shall not be granted to allow a use otherwise excluded from the particular district in which requested.
3. For reasons fully set forth in the findings of the Board, the aforesaid circumstances or conditions are such that the strict application of the provisions of this ordinance would deprive the applicant of any reasonable use of his land. Mere loss in value shall not justify a variance. There must be a deprivation of beneficial use of land.
4. The granting of any variance shall be in harmony with the general purpose and intent of this ordinance and shall not be injurious to the neighborhood, detrimental to the public welfare, or in conflict with the comprehensive plan for development.
5. In reviewing an application for a variance, the burden of showing that the variance should be granted shall be upon the persons applying therefore.
6. Variances must return to the planning commission for site approval and be accompanied by a written explanation from the Board of Zoning Appeals stating the reason the variances was granted or was not granted.




Applicant Signature

Date: 2-22-23

Certification Statement

I hereby certify that Amerco Real Estate CO is the owner of the property located at 503 New Paul Rd LaVergne, TN 37086 which is the subject of this application, and that I, Christopher Hardin, in my capacity as Market Company President, am authorized to sign this application on behalf of the owner.

I understand that knowingly providing false information on this Application may result in any action taken heron being declared null and void. I further understand that pursuant to TCA 39-16-301 et seq., knowingly making a material false statement, or otherwise providing false information with the intent to mislead a public servant in the performance of his duty is punishable as a Class B misdemeanor.



Signature

2-22-23

Date

Chris Hardin MCP

Printed Name and Title

Note: A Certification Statement must be submitted with an application form requiring the owner's signature if the owner of the subject property is a corporation, limited liability company, partnership, association, trustee, etc., or if someone other than the owner signs the application. All Certification Statements **must** be notarized.



Notary Signature

2/22/23

Date

Revised 7/21/08



LR 04/18/2025

CUSTOMER APPROVAL

Approved Approved as Noted Not Approved
Resubmit with Changes

Print Name _____

Title _____

Signature _____

Date _____



BRANDBOOK

CLIENT: BP
LOCATION: 5022 Murfreesboro Road
La Vergne, TN 37086
SVB #: 1700000
DATE: 07/21/22
VARIANCE: N/A

TABLE OF CONTENTS

PAGE 1 - Cover Checklist
PAGE 2 - Cover
PAGE 3 - Program Color Specifications
PAGE 4 - MID Existing / Proposed
PAGE 5 - S1 Details
PAGE 6 - Illumination Details
PAGE 7 - Code Of Conduct / Safety Criteria

CONTACTS

PgM: Christie Woods
Email: cwoods@blairimage.com
Phone: (814) 949-8287

PjM: Kimberly Kurtz Peters
Email: kpeters@blairimage.com
Phone: (814) 283-2037

DOCUMENT INFO










BLAIR PROJECT #: 101272
SALES ORDER # 22315
DOC #: AD-BPL-101272-220721-0

REVISIONS

REV	DATE	DESCRIPTION
0	07/21/22	INITIAL RELEASE

BRAND STANDARD
REVISION DATE:

- All provided image elements and / or services meet the current brand revision.
- The following image elements and / or services do not meet the current brand standard due to municipal code and / or specific site conditions. _____

COLOR SPECIFICATIONS		
	VINYL MATCH	PAINT MATCH
	PMS 348 C BP RETAIL GREEN (PRICER)	PMS 348 GREEN SATIN FINISH
	PMS 355 C BP RETAIL GREEN (HELIOS)	NA
	PMS 368 C BP LIGHT GREEN (HELIOS)	NA
	PMS 109 C BP YELLOW (HELIOS)	NA
	BP WHITE	WHITE SATIN FINISH
	PMS 661 C INVIGORATE BLUE	NA
	PMS PROCESS BLUE INVIGORATE LIGHT BLUE	NA
	DIGITALLY PRINTED CUSTOM GRAPHICS	NA
	SILK SCREENED GRAPHIC	NA



These drawings are not for construction purposes. The information contained herein is intended to express design intent only. This original design is the sole property of Blair Image Elements. It cannot be reproduced, copied or exhibited, in whole or in part, without first obtaining written consent from Blair Image Elements.



BP
5022 Murfreesboro Road
La Vergne, TN 37086

SVB #
1700000

Issue Date: 07/21/22		
Drawn By: EBD		
REV	DATE	DESCRIPTION
0	07/21/22	INITIAL RELEASE

PROGRAM COLOR
SPECIFICATION

Rev: 0
Date: 07/21/22
Doc #: AD-BPL-101272-220721-0
Blair Project #: 101272
Blair Sales Order #: 22315

Blair Image Elements
5107 Kissell Avenue
Altoona, PA 16601
P: (814) 949.8287
blairimage.com




SCOPE OF WORK

- 1. New Monument Ground-Mounted (98 SF) @ 10'-0" OAH on New Foundation
- * Paint to match Brand Standards

NOTE: SUBJECT TO CHANGE DURING ENGINEER REVIEW.



ACTION ITEMS REQUIRED PRIOR TO PRODUCTION

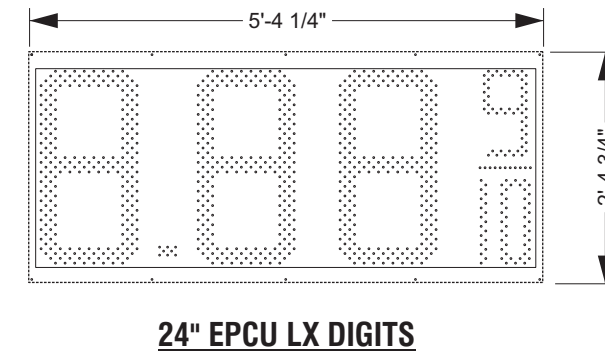
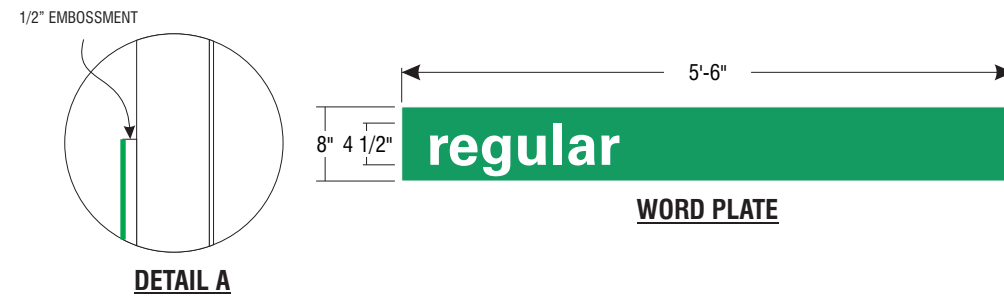
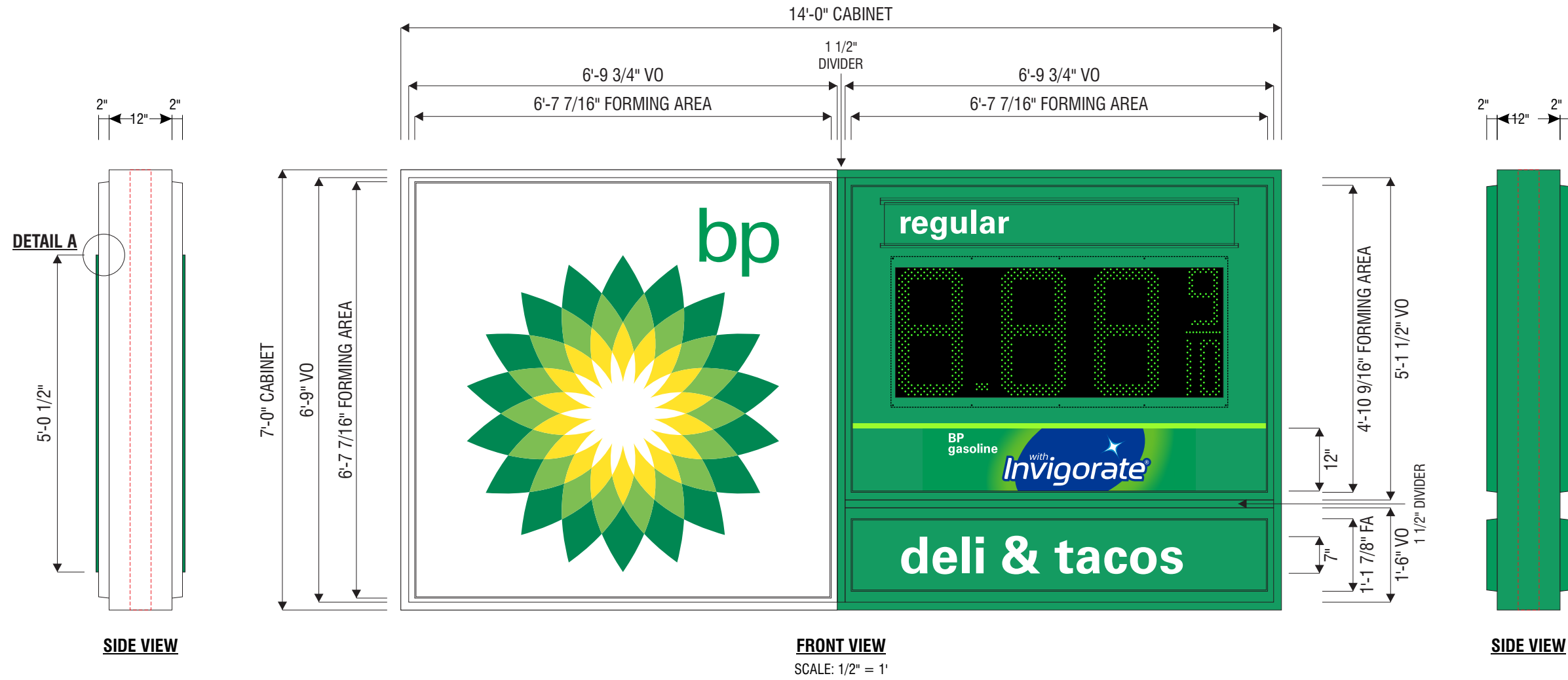
- 1. 100 SF @ 10'-0" OAH ALLOWED PER CODE.
- 2. 2 IDENTICAL SIGNS ON SITE.



PROPOSED SIGNAGE

These drawings are not for construction purposes. The information contained herein is intended to express design intent only. This original design is the sole property of Blair Image Elements. It cannot be reproduced, copied or exhibited, in whole or in part, without first obtaining written consent from Blair Image Elements.

 <p>BP 5022 Murfreesboro Road La Vergne, TN 37086</p>	<p>SVB # 1700000</p>	<p>Issue Date: 07/21/22 Drawn By: EBD</p> <table border="1"> <thead> <tr> <th>REV</th> <th>DATE</th> <th>DESCRIPTION</th> </tr> </thead> <tbody> <tr> <td>0</td> <td>07/21/22</td> <td>INITIAL RELEASE</td> </tr> <tr> <td> </td> <td> </td> <td> </td> </tr> <tr> <td> </td> <td> </td> <td> </td> </tr> </tbody> </table>	REV	DATE	DESCRIPTION	0	07/21/22	INITIAL RELEASE							<p>MID - EXISTING / PROPOSED</p>	<p>Page 4</p>	<p>Rev: 0 Date: 07/21/22 Doc #: AD-BPL-101272-220721-0 Blair Project #: 101272 Blair Sales Order #: 22315</p>	<p>Blair Image Elements 5107 Kissell Avenue Altoona, PA 16601 P: (814) 949.8287 blairimage.com</p> 
REV	DATE	DESCRIPTION																
0	07/21/22	INITIAL RELEASE																



These drawings are not for construction purposes. The information contained herein is intended to express design intent only. This original design is the sole property of Blair Image Elements. It cannot be reproduced, copied or exhibited, in whole or in part, without first obtaining written consent from Blair Image Elements.



BP
5022 Murfreesboro Road
La Vergne, TN 37086

SVB #
1700000

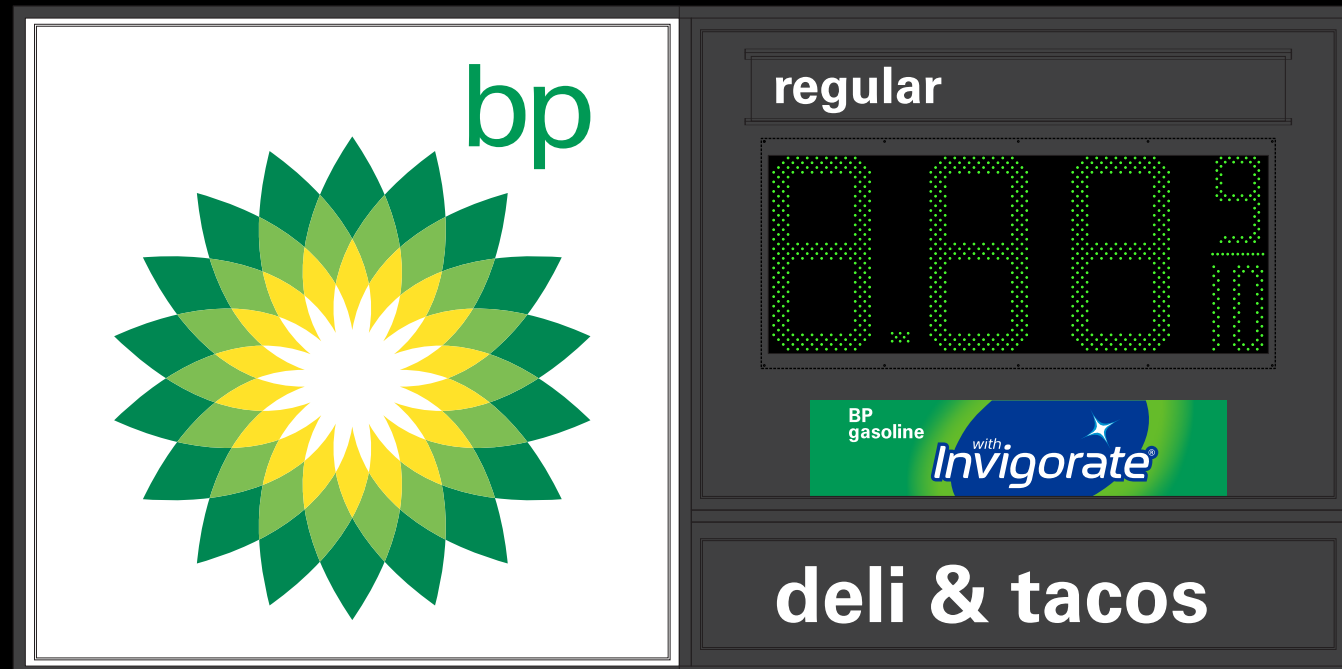
Issue Date: 07/21/22		
Drawn By: EBD		
REV	DATE	DESCRIPTION
0	07/21/22	INITIAL RELEASE

S1 - DETAILS

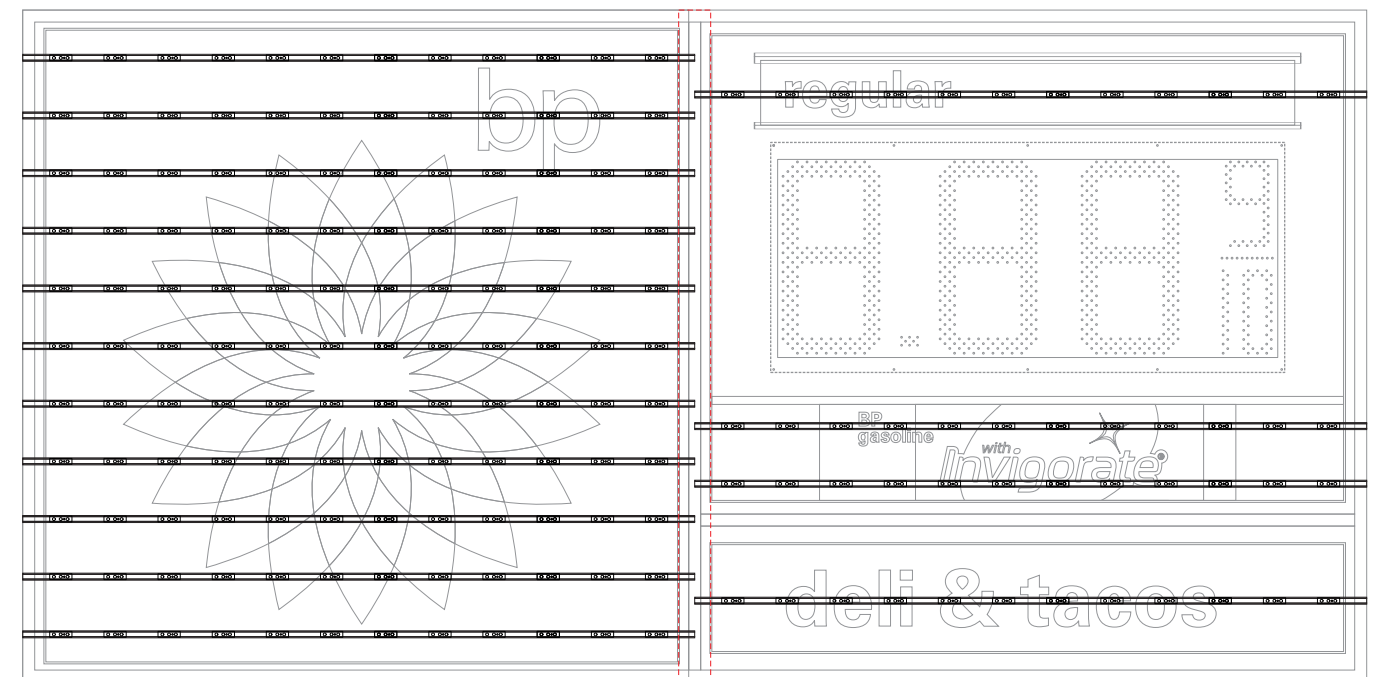
Rev: 0
Date: 07/21/22
Doc #: AD-BPL-101272-220721-0
Blair Project #: 101272
Blair Sales Order #: 22315

Blair Image Elements
5107 Kissell Avenue
Altoona, PA 16601
P: (814) 949.8287
blairimage.com





ILLUMINATION VIEW



ILLUMINATION TO BE SINGLE SIDED DUE TO CABINET DEPTH

These drawings are not for construction purposes. The information contained herein is intended to express design intent only. This original design is the sole property of Blair Image Elements. It cannot be reproduced, copied or exhibited, in whole or in part, without first obtaining written consent from Blair Image Elements.



BP
5022 Murfreesboro Road
La Vergne, TN 37086

SVB #
1700000

Issue Date: 07/21/22		
Drawn By: EBD		
REV	DATE	DESCRIPTION
0	07/21/22	INITIAL RELEASE

ILLUMINATION - DETAILS

Rev: 0
Date: 07/21/22
Doc #: AD-BPL-101272-220721-0
Blair Project #: 101272
Blair Sales Order #: 22315

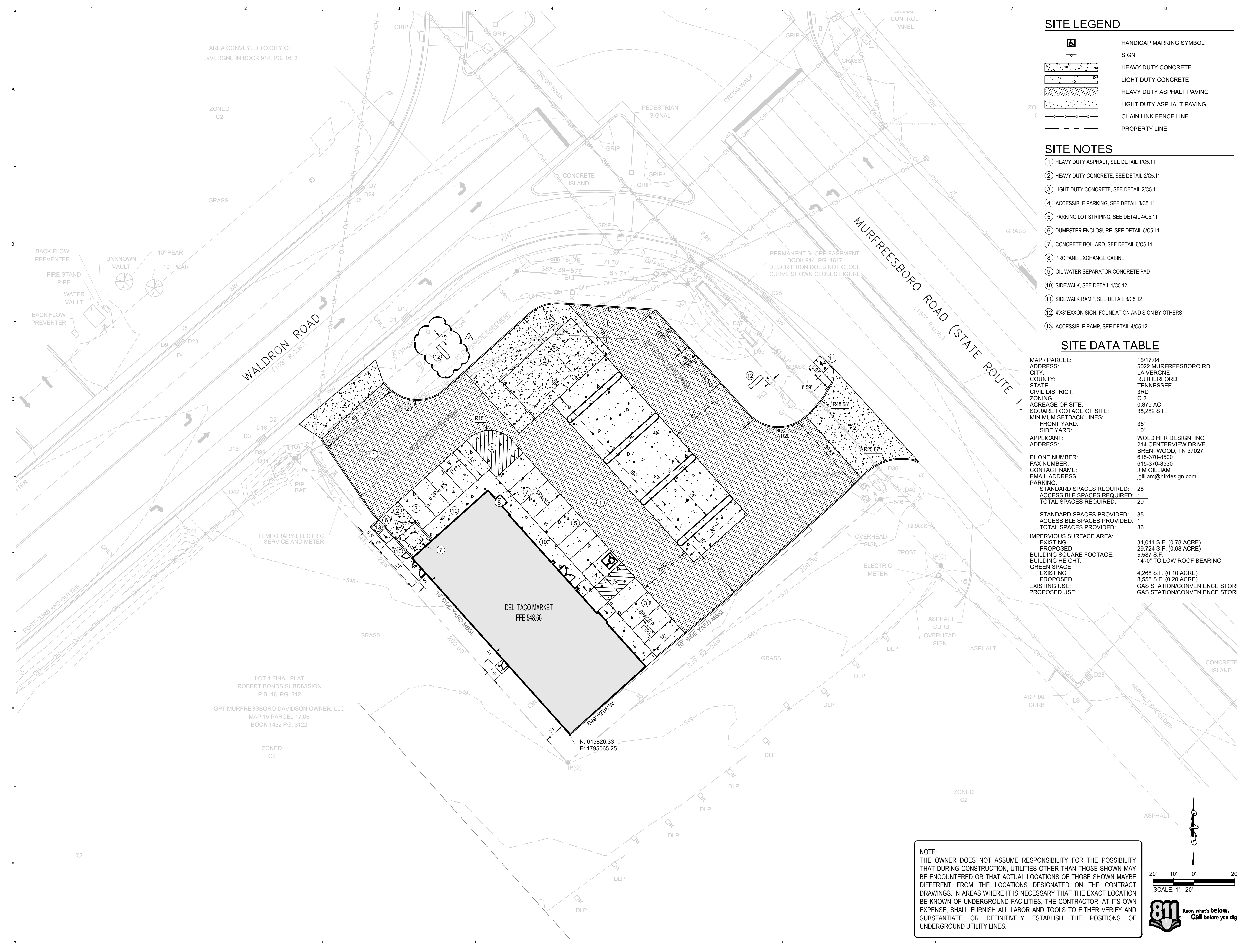
Blair Image Elements
5107 Kissell Avenue
Altoona, PA 16601
P: (814) 949.8287
blairimage.com



TN

C

PLOT DATE: 2/24/2023 10:02:38 AM (JGILLIAM) LOCATION: C:\217102\CC\SITE 217102.DWG
© COPYRIGHT 2023 - ALL RIGHTS RESERVED. NO PORTIONS OF THIS DOCUMENT MAY BE REPRODUCED WITHOUT THE EXPRESSED WRITTEN CONSENT OF WOLD | HFR DESIGN.



SITE LEGEND

- HANDICAP MARKING SYMBOL
- SIGN
- HEAVY DUTY CONCRETE
- LIGHT DUTY CONCRETE
- HEAVY DUTY ASPHALT PAVING
- LIGHT DUTY ASPHALT PAVING
- CHAIN LINK FENCE LINE
- PROPERTY LINE

SITE NOTES

- ① HEAVY DUTY ASPHALT, SEE DETAIL 1/C5.11
- ② HEAVY DUTY CONCRETE, SEE DETAIL 2/C5.11
- ③ LIGHT DUTY CONCRETE, SEE DETAIL 2/C5.11
- ④ ACCESSIBLE PARKING, SEE DETAIL 3/C5.11
- ⑤ PARKING LOT STRIPING, SEE DETAIL 4/C5.11
- ⑥ DUMPSTER ENCLOSURE, SEE DETAIL 5/C5.11
- ⑦ CONCRETE BOLLARD, SEE DETAIL 6/C5.11
- ⑧ PROPANE EXCHANGE CABINET
- ⑨ OIL WATER SEPARATOR CONCRETE PAD
- ⑩ SIDEWALK, SEE DETAIL 1/C5.12
- ⑪ SIDEWALK RAMP, SEE DETAIL 3/C5.12
- ⑫ 4'X8' EXXON SIGN, FOUNDATION AND SIGN BY OTHERS
- ⑬ ACCESSIBLE RAMP, SEE DETAIL 4/C5.12

SITE DATA TABLE

MAP / PARCEL:	15/17.04
ADDRESS:	5022 MURFREESBORO RD.
CITY:	LA VERGNE
COUNTY:	RUTHERFORD
STATE:	TENNESSEE
CIVIL DISTRICT:	3RD
ZONING:	C-2
ACREAGE OF SITE:	0.879 AC
SQUARE FOOTAGE OF SITE:	38,282 S.F.
MINIMUM SETBACK LINES:	
FRONT YARD:	35'
SIDE YARD:	10'
APPLICANT:	WOLD HFR DESIGN, INC.
ADDRESS:	214 CENTERVIEW DRIVE BRENTWOOD, TN 37027
PHONE NUMBER:	615-370-8500
FAX NUMBER:	615-370-8530
CONTACT NAME:	JIM GILLIAM
EMAIL ADDRESS:	jgilliam@hfrdesign.com
PARKING:	
STANDARD SPACES REQUIRED:	28
ACCESSIBLE SPACES REQUIRED:	1
TOTAL SPACES REQUIRED:	29
STANDARD SPACES PROVIDED:	35
ACCESSIBLE SPACES PROVIDED:	1
TOTAL SPACES PROVIDED:	36
IMPERVIOUS SURFACE AREA:	
EXISTING:	34,014 S.F. (0.78 ACRE)
PROPOSED:	29,724 S.F. (0.68 ACRE)
BUILDING SQUARE FOOTAGE:	5,587 S.F.
BUILDING HEIGHT:	14'-0" TO LOW ROOF BEARING
GREEN SPACE:	
EXISTING:	4,268 S.F. (0.10 ACRE)
PROPOSED:	8,558 S.F. (0.20 ACRE)
EXISTING USE:	GAS STATION/CONVENIENCE STORE
PROPOSED USE:	GAS STATION/CONVENIENCE STORE


DELI TACO MARKET
5022 MURFREESBORO ROAD
LA VERGNE, TN

JENNER DESIGN, LLC



WOLD | HFR DESIGN
214 Centerview Drive Suite 300
Brentwood, TN 37027

woldhfr.com | 615.370.8500

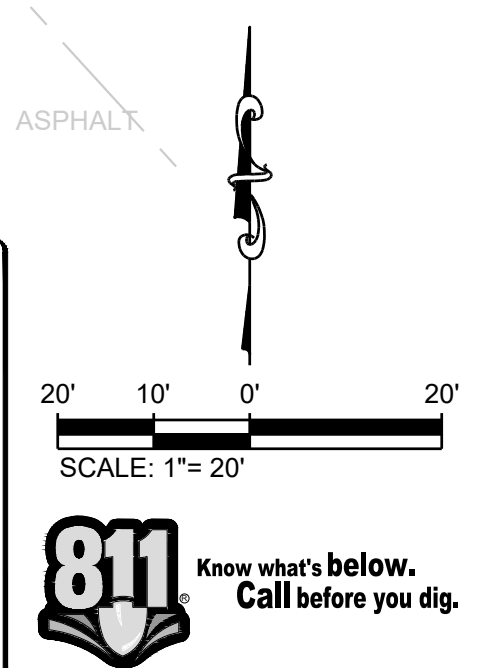


Revisions		
Description	Date	Num
REVISION NO 2	7-27-2022	1
SIGN REVISION	11-30-2022	2
SIGN REVISION	2-24-2023	3

Proj #: 217102
Date: 07.16.21
Drawn: ALR
Check: JG

SITE PLAN

NOTE:
THE OWNER DOES NOT ASSUME RESPONSIBILITY FOR THE POSSIBILITY THAT DURING CONSTRUCTION, UTILITIES OTHER THAN THOSE SHOWN MAY BE ENCOUNTERED OR THAT ACTUAL LOCATIONS OF THOSE SHOWN MAYBE DIFFERENT FROM THE LOCATIONS DESIGNATED ON THE CONTRACT DRAWINGS. IN AREAS WHERE IT IS NECESSARY THAT THE EXACT LOCATION BE KNOWN OF UNDERGROUND FACILITIES, THE CONTRACTOR, AT ITS OWN EXPENSE, SHALL FURNISH ALL LABOR AND TOOLS TO EITHER VERIFY AND SUBSTANTIATE OR DEFINITELY ESTABLISH THE POSITIONS OF UNDERGROUND UTILITY LINES.



C1.01